

**JANUARY 2018 CENSUS OF ODRC INSTITUTIONAL POPULATION,
DEMOGRAPHIC AND OFFENSE SUMMARY**

MALE = 45,439 (91.8%) FEMALE = 4,073 (8.2%) TOTAL = 49,512

OHIO COUNTIES WITH THE HIGHEST NUMBER OF COMMITTED INMATES	MALE		FEMALE		TOTAL	
	N	%	N	%	N	%
Cuyahoga	7069	15.56	379	9.31	7,448	15.04
Franklin	4870	10.72	307	7.54	5,177	10.46
Hamilton	3994	8.79	250	6.14	4,244	8.57
Summit	2436	5.36	210	5.16	2,646	5.34
Montgomery	2178	4.79	155	3.81	2,333	4.71
Lucas	1927	4.24	99	2.43	2,026	4.09
All Others	22965	50.54	2673	65.63	25,638	51.78
TOTAL	45,439	100.00	4,073	100.00	49,512	100.00

RACE/ETHNICITY OF INCARCERATED OFFENDERS	MALE		FEMALE		TOTAL	
	N	%	N	%	N	%
Black	21338	46.96	1030	25.29	22,368	45.18
White	22409	49.32	2988	73.36	25,397	51.29
Hispanic	1,284	2.83	36	0.88	1,320	2.67
White Hispanic	271	0.60	16	0.39	287	0.58
Black Hispanic	46	0.10	1	0.02	47	0.09
Other Hispanic (Race Not Specified)	967	2.13	19	0.47	986	1.99
Native American	76	0.17	5	0.12	81	0.16
Asian	57	0.13	8	0.20	65	0.13
Other	275	0.61	6	0.15	281	0.57
TOTAL	45,439	100.00	4,073	100.00	49,512	100.00

AGE OF INCARCERATED OFFENDERS	MALE		FEMALE		TOTAL	
	N	%	N	%	N	%
15-19	513	1.13	16	0.39	529	1.07
20-24	5148	11.33	443	10.88	5,591	11.29
25-29	7927	17.45	869	21.34	8,796	17.77
30-34	7282	16.03	848	20.82	8,130	16.42
35-39	6698	14.74	725	17.80	7,423	14.99
40-44	4863	10.70	411	10.09	5,274	10.65
45-49	4155	9.14	309	7.59	4,464	9.02
50-54	3275	7.21	224	5.50	3,499	7.07
55-59	2514	5.53	126	3.09	2,640	5.33
60 And Over	3064	6.74	102	2.50	3,166	6.39
TOTAL	45,439	100.00	4,073	100.00	49,512	100.00
MEAN AGE	38.12		35.51		37.90	
MEDIAN AGE	36.00		34.00		36.00	

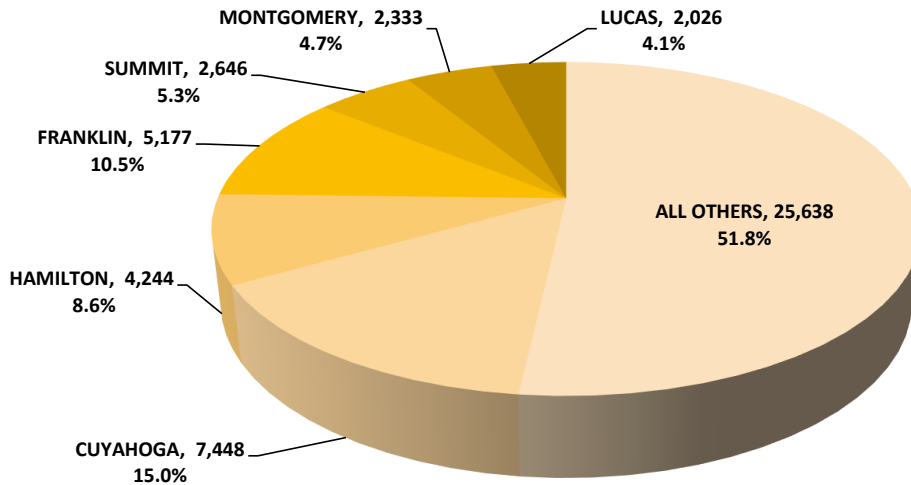
MOST SERIOUS COMMITMENT OFFENSE TYPE	MALE		FEMALE		TOTAL	
	N	%	N	%	N	%
Crimes Against Persons (Sex Offenses Not Included)	20191	44.44	1537	37.74	21,728	43.88
Sex Offenses	7685	16.91	140	3.44	7,825	15.80
Drug Offenses	6290	13.84	1080	26.52	7,370	14.89
Burglary Offenses	5331	11.73	436	10.70	5,767	11.65
Against Justice/Public Administration	1913	4.21	372	9.13	2,285	4.62
Property Offenses	1363	3.00	304	7.46	1,667	3.37
Firearm Offenses	1586	3.49	43	1.06	1,629	3.29
Fraud Offenses	661	1.45	131	3.22	792	1.60
Motor Vehicle Offenses	411	0.90	29	0.71	440	0.89
Miscellaneous	8	0.02	1	0.02	9	0.02
TOTAL	45,439	100.00	4,073	100.00	49,512	100.00

**OHIO DEPARTMENT OF REHABILITATION AND CORRECTION
JANUARY 2018 INSTITUTIONAL CENSUS**

INCARCERATED OFFENDER'S COUNTY OF COMMITMENT BY GENDER AND RACE - JANUARY 2018												
OHIO COUNTY	MALE		FEMALE		BLACK		WHITE		OTHER*		COUNTY TOTAL	PERCENT OF TOTAL
	N	%	N	%	N	%	N	%	N	%		
ADAMS	144	0.29	25	0.05	8	0.02	161	0.33	0	0.00	169	0.34
ALLEN	502	1.01	42	0.08	300	0.61	230	0.46	14	0.03	544	1.10
ASHLAND	181	0.37	19	0.04	15	0.03	181	0.37	4	0.01	200	0.40
ASHTABULA	415	0.84	47	0.09	96	0.19	344	0.69	22	0.04	462	0.93
ATHENS	268	0.54	34	0.07	31	0.06	266	0.54	5	0.01	302	0.61
AUGLAIZE	132	0.27	27	0.05	10	0.02	147	0.30	2	0.00	159	0.32
BELMONT	235	0.47	27	0.05	57	0.12	200	0.40	5	0.01	262	0.53
BROWN	251	0.51	55	0.11	13	0.03	291	0.59	2	0.00	306	0.62
BUTLER	1271	2.57	126	0.25	437	0.88	887	1.79	73	0.15	1,397	2.82
CARROLL	50	0.10	5	0.01	1	0.00	53	0.11	1	0.00	55	0.11
CHAMPAIGN	176	0.36	31	0.06	18	0.04	185	0.37	4	0.01	207	0.42
CLARK	737	1.49	66	0.13	327	0.66	459	0.93	17	0.03	803	1.62
CLERMONT	694	1.40	89	0.18	66	0.13	705	1.42	12	0.02	783	1.58
CLINTON	148	0.30	17	0.03	18	0.04	142	0.29	5	0.01	165	0.33
COLUMBIANA	256	0.52	42	0.08	59	0.12	236	0.48	3	0.01	298	0.60
COSHOCTON	175	0.35	24	0.05	19	0.04	178	0.36	2	0.00	199	0.40
CRAWFORD	246	0.50	64	0.13	31	0.06	272	0.55	7	0.01	310	0.63
CUYAHOGA	7069	14.28	379	0.77	5527	11.16	1520	3.07	401	0.81	7,448	15.04
DARKE	102	0.21	5	0.01	8	0.02	97	0.20	2	0.00	107	0.22
DEFIANCE	214	0.43	33	0.07	30	0.06	184	0.37	33	0.07	247	0.50
DELAWARE	269	0.54	23	0.05	82	0.17	198	0.40	12	0.02	292	0.59
ERIE	352	0.71	34	0.07	186	0.38	190	0.38	10	0.02	386	0.78
FAIRFIELD	311	0.63	45	0.09	45	0.09	301	0.61	10	0.02	356	0.72
FAYETTE	207	0.42	31	0.06	39	0.08	195	0.39	4	0.01	238	0.48
FRANKLIN	4870	9.84	307	0.62	3096	6.25	1858	3.75	223	0.45	5,177	10.46
FULTON	58	0.12	5	0.01	4	0.01	51	0.10	8	0.02	63	0.13
GALLIA	144	0.29	26	0.05	37	0.07	130	0.26	3	0.01	170	0.34
GEAUGA	96	0.19	19	0.04	20	0.04	92	0.19	3	0.01	115	0.23
GREENE	426	0.86	39	0.08	150	0.30	289	0.58	26	0.05	465	0.94
GUERNSEY	205	0.41	34	0.07	43	0.09	193	0.39	3	0.01	239	0.48
HAMILTON	3994	8.07	250	0.50	3116	6.29	1051	2.12	77	0.16	4,244	8.57
HANCOCK	205	0.41	16	0.03	44	0.09	163	0.33	14	0.03	221	0.45
HARDIN	169	0.34	33	0.07	9	0.02	191	0.39	2	0.00	202	0.41
HARRISON	37	0.07	6	0.01	2	0.00	41	0.08	0	0.00	43	0.09
HENRY	82	0.17	4	0.01	2	0.00	72	0.15	12	0.02	86	0.17
HIGHLAND	197	0.40	28	0.06	10	0.02	213	0.43	2	0.00	225	0.45
HOCKING	117	0.24	21	0.04	5	0.01	133	0.27	0	0.00	138	0.28
HOLMES	53	0.11	6	0.01	2	0.00	57	0.12	0	0.00	59	0.12
HURON	124	0.25	14	0.03	10	0.02	119	0.24	9	0.02	138	0.28
JACKSON	130	0.26	45	0.09	20	0.04	154	0.31	1	0.00	175	0.35
JEFFERSON	258	0.52	18	0.04	141	0.28	133	0.27	2	0.00	276	0.56
KNOX	135	0.27	14	0.03	8	0.02	139	0.28	2	0.00	149	0.30
LAKE	689	1.39	70	0.14	257	0.52	480	0.97	22	0.04	759	1.53
LAWRENCE	318	0.64	45	0.09	42	0.08	318	0.64	3	0.01	363	0.73
LICKING	715	1.44	72	0.15	127	0.26	648	1.31	12	0.02	787	1.59
LOGAN	170	0.34	25	0.05	32	0.06	157	0.32	6	0.01	195	0.39
LORAIN	855	1.73	38	0.08	425	0.86	348	0.70	120	0.24	893	1.80
LUCAS	1927	3.89	99	0.20	1212	2.45	697	1.41	117	0.24	2,026	4.09
MADISON	123	0.25	15	0.03	20	0.04	110	0.22	8	0.02	138	0.28
MAHONING	1058	2.14	67	0.14	734	1.48	352	0.71	39	0.08	1,125	2.27
MARION	322	0.65	25	0.05	97	0.20	236	0.48	14	0.03	347	0.70
MEDINA	283	0.57	27	0.05	53	0.11	248	0.50	9	0.02	310	0.63
MEIGS	141	0.28	37	0.07	10	0.02	167	0.34	1	0.00	178	0.36

INCARCERATED OFFENDER'S COUNTY OF COMMITMENT BY GENDER AND RACE - JANUARY 2018												
OHIO COUNTY	(continued)											
	MALE		FEMALE		BLACK		WHITE		OTHER*		COUNTY TOTAL	PERCENT OF TOTAL
	N	%	N	%	N	%	N	%	N	%		
MERCER	82	0.17	10	0.02	4	0.01	84	0.17	4	0.01	92	0.19
MIAMI	276	0.56	26	0.05	42	0.08	253	0.51	7	0.01	302	0.61
MONROE	47	0.09	6	0.01	2	0.00	51	0.10	0	0.00	53	0.11
MONTGOMERY	2178	4.40	155	0.31	1405	2.84	879	1.78	49	0.10	2,333	4.71
MORGAN	50	0.10	5	0.01	5	0.01	49	0.10	1	0.00	55	0.11
MORROW	72	0.15	16	0.03	2	0.00	85	0.17	1	0.00	88	0.18
MUSKINGUM	541	1.09	67	0.14	146	0.29	451	0.91	11	0.02	608	1.23
NOBLE	39	0.08	8	0.02	4	0.01	42	0.08	1	0.00	47	0.09
OTTAWA	77	0.16	6	0.01	8	0.02	69	0.14	6	0.01	83	0.17
PAULDING	56	0.11	6	0.01	3	0.01	58	0.12	1	0.00	62	0.13
PERRY	91	0.18	19	0.04	2	0.00	106	0.21	2	0.00	110	0.22
PICKAWAY	207	0.42	44	0.09	35	0.07	215	0.43	1	0.00	251	0.51
PIKE	63	0.13	5	0.01	1	0.00	67	0.14	0	0.00	68	0.14
PORTAGE	442	0.89	45	0.09	120	0.24	360	0.73	7	0.01	487	0.98
PREBLE	145	0.29	15	0.03	9	0.02	140	0.28	11	0.02	160	0.32
PUTNAM	77	0.16	7	0.01	6	0.01	67	0.14	11	0.02	84	0.17
RICHLAND	667	1.35	76	0.15	287	0.58	442	0.89	14	0.03	743	1.50
ROSS	303	0.61	43	0.09	85	0.17	258	0.52	3	0.01	346	0.70
SANDUSKY	239	0.48	27	0.05	77	0.16	165	0.33	24	0.05	266	0.54
SCIOTO	672	1.36	153	0.31	214	0.43	607	1.23	4	0.01	825	1.67
SENECA	206	0.42	20	0.04	55	0.11	153	0.31	18	0.04	226	0.46
SHELBY	173	0.35	22	0.04	40	0.08	150	0.30	5	0.01	195	0.39
STARK	1496	3.02	122	0.25	725	1.46	875	1.77	18	0.04	1,618	3.27
SUMMIT	2436	4.92	210	0.42	1355	2.74	1241	2.51	50	0.10	2,646	5.34
TRUMBULL	681	1.38	55	0.11	302	0.61	425	0.86	9	0.02	736	1.49
TUSCARAWAS	158	0.32	20	0.04	21	0.04	148	0.30	9	0.02	178	0.36
UNION	176	0.36	28	0.06	16	0.03	180	0.36	8	0.02	204	0.41
VAN WERT	76	0.15	7	0.01	7	0.01	74	0.15	2	0.00	83	0.17
VINTON	60	0.12	14	0.03	1	0.00	73	0.15	0	0.00	74	0.15
WARREN	415	0.84	47	0.09	81	0.16	366	0.74	15	0.03	462	0.93
WASHINGTON	139	0.28	13	0.03	18	0.04	130	0.26	4	0.01	152	0.31
WAYNE	230	0.46	19	0.04	48	0.10	191	0.39	10	0.02	249	0.50
WILLIAMS	131	0.26	13	0.03	4	0.01	132	0.27	8	0.02	144	0.29
WOOD	323	0.65	38	0.08	77	0.16	240	0.48	44	0.09	361	0.73
WYANDOT	104	0.21	11	0.02	9	0.02	105	0.21	1	0.00	115	0.23
OUT-OF-STATE	5	0.01	0	0.00	1	0.00	4	0.01	0	0.00	5	0.01
TOTAL	45,439	91.77	4,073	8.23	22,368	45.18	25,397	51.29	1,747	3.53	49,512	100.00

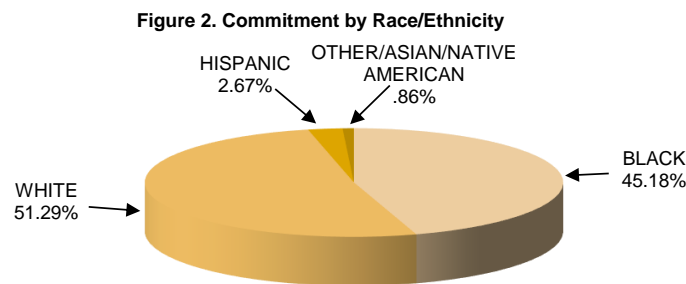
Figure 1. Counties With Largest Proportion of Inmates



* 'OTHER' includes Hispanic, Asian, and Native American.

Note: The percentage for each cell is a portion of the entire inmate population. For example, the 0.29% for the 144 males in prison from Adams county is 0.29% of the total 49,512 population.

NUMBER OF INCARCERATED OFFENDERS BY RACE/ETHNICITY AND GENDER - JANUARY 2018						
RACE/ETHNICITY OF INCARCERATED OFFENDERS	MALE		FEMALE		GROUP TOTAL	PERCENT OF TOTAL
	N	% of males	N	% of females		
Black	21338	46.96	1030	25.29	22,368	45.18
White	22409	49.32	2988	73.36	25,397	51.29
Hispanic	1,284	2.83	36	0.88	1,320	2.67
White Hispanic	271	0.60	16	0.39	287	0.58
Black Hispanic	46	0.10	1	0.02	47	0.09
Other Hispanic (Race Not Specified)	967	2.13	19	0.47	986	1.99
Native American	76	0.17	5	0.12	81	0.16
Asian	57	0.13	8	0.20	65	0.13
Other	275	0.61	6	0.15	281	0.57
TOTAL	45,439	100.00	4,073	100.00	49,512	100.00



NUMBER OF INCARCERATED OFFENDERS BY AGE AND GENDER - JANUARY 2018						
INMATE AGE	MALE		FEMALE		AGE TOTAL	PERCENT OF TOTAL
	N	% of males	N	% of females		
16	5	0.01	0	0.00	5	0.01
17	26	0.06	1	0.02	27	0.05
18	110	0.24	3	0.07	113	0.23
19	372	0.82	12	0.29	384	0.78
20	650	1.43	52	1.28	702	1.42
21 - 24	4498	9.90	391	9.60	4,889	9.87
25 - 29	7927	17.45	869	21.34	8,796	17.77
30 - 34	7282	16.03	848	20.82	8,130	16.42
35 - 39	6698	14.74	725	17.80	7,423	14.99
40 - 44	4863	10.70	411	10.09	5,274	10.65
45 - 49	4155	9.14	309	7.59	4,464	9.02
50 - 54	3275	7.21	224	5.50	3,499	7.07
55 - 59	2514	5.53	126	3.09	2,640	5.33
60 - 64	1572	3.46	66	1.62	1,638	3.31
65 - 69	820	1.80	21	0.52	841	1.70
70 - 74	425	0.94	7	0.17	432	0.87
75 - 79	166	0.37	5	0.12	171	0.35
80 AND OVER	81	0.18	3	0.07	84	0.17
TOTAL	45,439	100.00	4,073	100.00	49,512	100.00
MEAN	38.12		35.51		37.90	
MEDIAN	36.00		34.00		36.00	
50 AND OVER	8,853	19.48	452	11.10	9,305	18.79
17 AND UNDER	31	0.07	1	0.02	32	0.06
18 AND OVER	45,408	99.93	4,072	99.98	49,480	99.94

SOURCE: BUREAU OF RESEARCH AND EVALUATION /COMPILED BY: R. Craig Bennie, Senior Researcher
 /EDITED BY: Steve Van Dine, Senior Researcher

AGE OF INCARCERATED OFFENDERS BY GENDER AND RACE - JANUARY 2018												
INMATE AGE	MALE		FEMALE		BLACK		WHITE		OTHER		AGE TOTAL	PERCENT OF TOTAL
	N	%	N	%	N	%	N	%	N	%		
16	5	0.01	0	0.00	4	0.02	0	0.00	1	0.06	5	0.01
17	26	0.06	1	0.02	24	0.11	3	0.01	0	0.00	27	0.05
18	110	0.24	3	0.07	87	0.39	23	0.09	3	0.17	113	0.23
19	372	0.82	12	0.29	274	1.22	95	0.37	15	0.86	384	0.78
20	650	1.43	52	1.28	467	2.09	219	0.86	16	0.92	702	1.42
21	852	1.88	71	1.74	590	2.64	302	1.19	31	1.77	923	1.86
22	1086	2.39	92	2.26	709	3.17	423	1.67	46	2.63	1,178	2.38
23	1178	2.59	110	2.70	776	3.47	469	1.85	43	2.46	1,288	2.60
24	1382	3.04	118	2.90	883	3.95	577	2.27	40	2.29	1,500	3.03
25	1504	3.31	156	3.83	931	4.16	678	2.67	51	2.92	1,660	3.35
26	1605	3.53	169	4.15	987	4.41	732	2.88	55	3.15	1,774	3.58
27	1627	3.58	189	4.64	903	4.04	845	3.33	68	3.89	1,816	3.67
28	1639	3.61	189	4.64	910	4.07	850	3.35	68	3.89	1,828	3.69
29	1552	3.42	166	4.08	833	3.72	819	3.22	66	3.78	1,718	3.47
30	1577	3.47	179	4.39	807	3.61	882	3.47	67	3.84	1,756	3.55
31	1459	3.21	172	4.22	678	3.03	899	3.54	54	3.09	1,631	3.29
32	1461	3.22	163	4.00	649	2.90	910	3.58	65	3.72	1,624	3.28
33	1378	3.03	177	4.35	627	2.80	870	3.43	58	3.32	1,555	3.14
34	1407	3.10	157	3.85	626	2.80	873	3.44	65	3.72	1,564	3.16
35	1379	3.03	152	3.73	621	2.78	867	3.41	43	2.46	1,531	3.09
36	1379	3.03	166	4.08	623	2.79	872	3.43	50	2.86	1,545	3.12
37	1365	3.00	129	3.17	586	2.62	846	3.33	62	3.55	1,494	3.02
38	1316	2.90	146	3.58	590	2.64	815	3.21	57	3.26	1,462	2.95
39	1259	2.77	132	3.24	582	2.60	762	3.00	47	2.69	1,391	2.81
40	1149	2.53	96	2.36	543	2.43	647	2.55	55	3.15	1,245	2.51
41	986	2.17	71	1.74	437	1.95	569	2.24	51	2.92	1,057	2.13
42	1004	2.21	82	2.01	453	2.03	594	2.34	39	2.23	1,086	2.19
43	874	1.92	93	2.28	405	1.81	525	2.07	37	2.12	967	1.95
44	850	1.87	69	1.69	377	1.69	511	2.01	31	1.77	919	1.86
45	869	1.91	75	1.84	391	1.75	522	2.06	31	1.77	944	1.91
46	944	2.08	77	1.89	416	1.86	557	2.19	48	2.75	1,021	2.06
47	886	1.95	60	1.47	392	1.75	527	2.08	27	1.55	946	1.91
48	759	1.67	48	1.18	300	1.34	464	1.83	43	2.46	807	1.63
49	697	1.53	49	1.20	311	1.39	416	1.64	19	1.09	746	1.51
50	671	1.48	36	0.88	262	1.17	420	1.65	25	1.43	707	1.43
51	684	1.51	61	1.50	293	1.31	427	1.68	25	1.43	745	1.50
52	656	1.44	36	0.88	277	1.24	401	1.58	14	0.80	692	1.40
53	623	1.37	51	1.25	241	1.08	416	1.64	17	0.97	674	1.36
54	641	1.41	40	0.98	268	1.20	389	1.53	24	1.37	681	1.38
55	574	1.26	30	0.74	240	1.07	337	1.33	27	1.55	604	1.22
56	525	1.16	26	0.64	216	0.97	314	1.24	21	1.20	551	1.11
57	507	1.12	25	0.61	224	1.00	294	1.16	14	0.80	532	1.07
58	463	1.02	31	0.76	199	0.89	279	1.10	16	0.92	494	1.00
59	445	0.98	14	0.34	191	0.85	248	0.98	20	1.14	459	0.93
60	405	0.89	25	0.61	178	0.80	241	0.95	11	0.63	430	0.87
61	367	0.81	18	0.44	158	0.71	214	0.84	13	0.74	385	0.78
62	286	0.63	8	0.20	130	0.58	155	0.61	9	0.52	294	0.59
63	252	0.55	8	0.20	103	0.46	152	0.60	5	0.29	260	0.53
64	262	0.58	7	0.17	116	0.52	144	0.57	9	0.52	269	0.54
65	207	0.46	5	0.12	87	0.39	119	0.47	6	0.34	212	0.43
66	166	0.37	5	0.12	73	0.33	93	0.37	5	0.29	171	0.35
67	157	0.35	5	0.12	58	0.26	101	0.40	3	0.17	162	0.33
68	153	0.34	3	0.07	57	0.25	95	0.37	4	0.23	156	0.32
69	137	0.30	3	0.07	33	0.15	103	0.41	4	0.23	140	0.28
70 AND OVER	672	1.48	15	0.37	172	0.77	492	1.94	23	1.32	687	1.39
TOTAL	45,439	100.00	4,073	100.00	22,368	100.00	25,397	100.00	1,747	100.00	49,512	100.00
MEAN	38.12		35.51		36.17		39.44		37.78		37.90	
MEDIAN	36.00		34.00		34.00		37.00		36.00		36.00	

NUMBER OF INCARCERATED SENATE BILL 2 (SB2) OFFENDERS, BY FELONY LEVEL OF MOST SERIOUS CONVICTION OFFENSE, GENDER AND LENGTH OF AGGREGATE SENTENCE, January 2018												
FELONY/SENTENCE CATEGORY	MALE		MINIMUM, AVERAGE AND MAXIMUM SENTENCE TERM (IN MONTHS)			FEMALE		MINIMUM, AVERAGE AND MAXIMUM SENTENCE TERM (IN MONTHS)			TOTAL*	
	N	%	MIN	AVG	MAX	N	%	MIN	AVG	MAX	N	%
DEATH	64	0.53	N/A	N/A	N/A	1	0.16	N/A	N/A	N/A	65	0.51
LIFE	3395	28.15	N/A	N/A	N/A	203	32.74	N/A	N/A	N/A	3,598	28.38
FIRST	5778	47.91	18.00	196.08	3096.00	228	36.77	36.00	163.08	780.00	6,006	47.37
SECOND	1627	13.49	8.00	137.76	1320.00	92	14.84	24.00	118.25	612.00	1,719	13.56
THIRD	909	7.54	6.00	112.15	528.00	60	9.68	9.00	72.02	300.00	969	7.64
FOURTH	161	1.34	6.00	87.15	695.00	19	3.06	6.00	53.22	126.00	180	1.42
FIFTH	125	1.04	3.00	74.65	300.00	17	2.74	3.00	34.36	95.00	142	1.12
TOTAL SENATE BILL 2	12,059	100.00				620	100.00				12,679	100.00
% OF TOTAL INCARCERATED		24.36					1.25					25.61

* INCLUDES 'HYBRID' COMMITMENTS WITH BOTH PRE-SB2 AND SB2 OFFENSES AND SENTENCE STRUCTURE. BASED ON AGGREGATE MINIMUM TERMS FOR CASES WITH COMBINED INDETERMINATE SENTENCES.

NUMBER OF INCARCERATED PRE-SB2 OFFENDERS, BY FELONY LEVEL OF MOST SERIOUS CONVICTION OFFENSE, GENDER AND LENGTH OF AGGREGATE SENTENCE,												
FELONY/SENTENCE CATEGORY	MALE		MINIMUM, AVERAGE AND MAXIMUM SENTENCE TERM (IN MONTHS)**			FEMALE		MINIMUM, AVERAGE AND MAXIMUM SENTENCE TERM (IN MONTHS)**			TOTAL	
	N	%	MIN	AVG	MAX	N	%	MIN	AVG	MAX	N	%
DEATH	62	1.62	N/A	N/A	N/A	0	0.00	N/A	N/A	N/A	62	1.58
LIFE	2168	56.62	N/A	N/A	N/A	80	76.92	N/A	N/A	N/A	2,248	57.16
FIRST	1463	38.21	24.00	209.28	3876.00	22	21.15	60.00	156.32	840.00	1,485	37.76
SECOND	102	2.66	24.00	130.69	504.00	2	1.92	24.00	90.00	156.00	104	2.64
THIRD INDETERMINATE	4	0.10	42.00	145.50	180.00	0	0.00	N/A	N/A	N/A	4	0.10
THIRD DETERMINATE	21	0.55	18.00	149.43	360.00	0	0.00	N/A	N/A	N/A	21	0.53
FOURTH INDETERMINATE	5	0.13	24.00	46.80	90.00	0	0.00	N/A	N/A	N/A	5	0.13
FOURTH DETERMINATE	4	0.10	22.00	90.99	192.00	0	0.00	N/A	N/A	N/A	4	0.10
TOTAL PRE-SB2	3,829	100.00				104	100.00				3,933	100.00
% OF TOTAL INCARCERATED		7.73					0.21					7.94

** FOR INDEFINITE SENTENCE TERMS, THE MINIMUM, AVERAGE AND MAXIMUM VALUES REFER TO THE DISTRIBUTION OF THE AGGREGATE MINIMUM SENTENCE.

NUMBER OF INCARCERATED HB86 OFFENDERS, BY FELONY LEVEL OF MOST SERIOUS CONVICTION OFFENSE, GENDER AND LENGTH OF AGGREGATE SENTENCE,												
FELONY/SENTENCE CATEGORY	MALE		MINIMUM, AVERAGE AND MAXIMUM SENTENCE TERM (IN MONTHS)			FEMALE		MINIMUM, AVERAGE AND MAXIMUM SENTENCE TERM (IN MONTHS)			TOTAL***	
	N	%	MIN	AVG	MAX	N	%	MIN	AVG	MAX	N	%
DEATH	11	0.04	N/A	N/A	N/A	0	0.00	N/A	N/A	N/A	11	0.03
LIFE	1274	4.31	N/A	N/A	N/A	70	2.09	N/A	N/A	N/A	1,344	4.09
FIRST	6996	23.67	12.00	107.81	1932.00	546	16.30	36.00	83.47	492.00	7,542	22.92
SECOND	8981	30.39	9.00	63.30	672.00	882	26.34	24.00	58.62	780.00	9,863	29.98
THIRD	7850	26.56	2.00	38.74	360.00	1006	30.04	2.00	33.70	216.00	8,856	26.92
FOURTH	2741	9.28	5.00	23.14	276.00	410	12.24	2.00	21.88	104.00	3,151	9.58
FIFTH	1698	5.75	2.00	18.21	192.00	435	12.99	3.00	17.91	120.00	2,133	6.48
TOTAL HB86	29,551	100.00				3,349	100.00				32,900	100.00
% OF TOTAL INCARCERATED		59.68					6.76					66.45

*** INCLUDES 'HYBRID' COMMITMENTS WITH BOTH PRE-HB86 AND HB86 OFFENSES AND SENTENCE STRUCTURE.

ALL INCARCERATED OFFENDERS BY FELONY LEVEL OF MOST SERIOUS CONVICTION OFFENSE, GENDER AND LENGTH OF AGGREGATE SENTENCE												
FELONY/SENTENCE CATEGORY	MALE		MINIMUM, AVERAGE AND MAXIMUM SENTENCE TERM (IN MONTHS)			FEMALE		MINIMUM, AVERAGE AND MAXIMUM SENTENCE TERM (IN MONTHS)			TOTAL	
	N	%	MIN	AVG	MAX	N	%	MIN	AVG	MAX	N	%
LIFE/DEATH	6974	15.35	N/A	N/A	N/A	354	8.69	N/A	N/A	N/A	7,328	14.80
FIRST	14237	31.33	12.00	154.06	3876.00	796	19.54	36.00	108.29	840.00	15,033	30.36
SECOND	10710	23.57	8.00	75.25	1320.00	976	23.96	24.00	64.30	780.00	11,686	23.60
THIRD	8784	19.33	2.00	46.60	528.00	1066	26.17	2.00	35.86	300.00	9,850	19.89
FOURTH	2911	6.41	5.00	26.76	695.00	429	10.53	2.00	23.27	126.00	3,340	6.75
FIFTH	1823	4.01	2.00	22.08	300.00	452	11.10	3.00	18.53	120.00	2,275	4.59
TOTAL POPULATION	45,439	100.00				4,073	100.00				49,512	100.00

**JANUARY 2018
NUMBER OF INCARCERATED OFFENDERS BY MOST SERIOUS COMMITMENT OFFENSE
Sorted by Gender and Sentencing Code**

MOST SERIOUS OFFENSE*	**	Ohio Revised Code (O.R.C.)	PRE-SB2 MALE	SB2 MALE	HB86 MALE	PRE-SB2 FEMALE	SB2 FEMALE	HB86 FEMALE	DEPT. TOTAL	% OF TOTAL
CRIMES AGAINST PERSONS (EXCLUDING SEX OFFENSES)			2,531	6,636	11,022	88	428	1,021	21,726	43.88
ABDUCTION	V	2905.02	1	16	123	0	0	0	140	.28
ATT ABDUCTION	V		1	1	15	0	0	1	18	.04
AGGRAVATED ARSON	V	2909.02	7	43	163	2	5	29	249	.50
ATT AGGRAVATED ARSON	V		2	1	16	0	1	8	28	.06
AGGRAVATED ASSAULT	V	2903.12	3	4	173	0	0	25	205	.41
AGGRAVATED MENACING	V	2903.21/.211	0	0	23	0	0	2	25	.05
AGGRAVATED MURDER	V	2903.01	1228	1147	406	44	87	29	2,941	5.94
ATT AGGRAVATED MURDER	V		69	48	17	0	2	1	137	.28
AGGRAVATED MURDER ORC2	V	2929.03	2	0	0	0	0	0	2	.00
AGGRAVATED RIOT	V	2917.02	0	1	4	0	0	0	5	.01
AGGRAVATED VEHICULAR ASSAULT	V	2903.08	0	22	171	0	3	39	235	.47
AGGRAVATED VEHICULAR HOMICIDE	V	2903.06	3	74	211	0	21	53	362	.73
ASSAULT	V	2903.13	0	4	106	0	0	21	131	.26
CHILD ENDANGERMENT	V***	2919.22	1	27	205	1	10	93	337	.68
CHILD STEALING	V	2901.33	1	0	0	0	0	0	1	.00
CONTAMINATING SUBSTANCE FOR HUMAN CONSUMPTION	V	2927.24	0	0	0	0	1	0	1	.00
DOMESTIC VIOLENCE	V	2919.25	0	16	657	0	0	16	689	1.39
EXTORTION	V	2905.11	0	1	12	0	0	0	13	.03
FAILURE TO PROVIDE FOR IMPAIRED PERSON	V	2903.16	0	0	1	0	0	1	2	.00
FELONIOUS ASSAULT	V	2903.11	35	568	2,279	1	22	153	3,058	6.18
ATT FELONIOUS ASSAULT	V		3	16	270	0	1	27	317	.64
FIRST DEGREE MURDER ORC1	V	2901.01	27	0	0	0	0	0	27	.05
INVOLUNTARY MANSLAUGHTER	V	2903.04	84	534	664	8	63	124	1,477	2.98
KIDNAPPING	V	2905.01	107	326	331	0	10	21	795	1.61
MAKING TERRORISTIC THREATS	V	2909.23	0	0	2	0	0	0	2	.00
MURDER	V	2903.02	663	1,458	543	30	114	35	2,843	5.74
ATT MURDER	V		38	240	170	0	13	7	468	.95
MURDER ORC1	V	2901.05	12	0	0	0	0	0	12	.02
MURDER ORC2	V	2929.04	3	0	0	0	0	0	3	.01
MURDER OF PEACE OFFICER	V	2901.04	4	0	0	0	0	0	4	.01
NONSUPPORT DEPENDENTS	V	2919.21	0	43	66	0	2	9	120	.24
PATIENT ABUSE OR NEGLECT	V	2903.34	0	0	0	0	1	0	1	.00
PERMIT CHILD ABUSE	V	2903.15	0	0	2	0	1	3	6	.01
TRAFFICKING IN PERSONS	V	2905.32	0	0	18	0	0	6	24	.05
VOLUNTARY MANSLAUGHTER	V	2903.03	30	265	167	1	16	17	496	1.00
ATT VOLUNTARY MANSLAUGHTER	V		2	5	2	0	0	0	9	.02
ROBBERY OFFENSES			205	1,776	4,205	1	55	301	6,543	13.21
AGGRAVATED ROBBERY	V	2911.01	170	1,491	2,149	1	45	97	3,953	7.98
ATTEMPTED AGGRAVATED ROBBERY	V		6	13	44	0	0	1	64	.13
ARMED ROBBERY ORC1	V	2901.13	8	0	0	0	0	0	8	.02
ROBBERY ('ATTEMPTS' INCLUDED)	V		21	272	2,012	0	10	203	2,518	5.09
2nd Degree Felony	V	2911.02	20	229	1,465	0	9	119	1,842	3.72
3rd Degree Felony	V	2911.02	0	40	509	0	1	76	626	1.26
4th Degree Felony	V***	2911.02	0	3	38	0	0	8	49	.10
UNARMED ROBBERY ORC1	V	2901.12	1	0	0	0	0	0	1	.00
SEX OFFENSES			1,093	3,303	3,291	16	42	82	7,827	15.81
ABDUCTION FOR IMMORAL PURPOSES	V	2901.31	2	0	0	0	0	0	2	.00
COMPEL PROSTITUTION	V	2907.21	0	3	11	0	0	3	17	.03
DISSEMINATING MATTER HARMFUL TO JUVENILES	V	2907.31	0	0	3	0	0	0	3	.01
FAILURE NOTIFY CHANGE ADDRESS - SEX OFFENDER	V	2950.05	0	30	319	0	0	7	356	.72
FAILURE TO REGISTER SEX OFFENSE	V	2950.04	0	9	40	0	0	1	50	.10
FAILURE TO VERIFY ADDRESS - SEX OFFENDER	V	2950.06	0	6	75	0	0	1	82	.17
FELONIOUS SEXUAL PENETRATION	V	2907.12	122	2	0	2	0	0	126	.25
ATT FELONIOUS SEXUAL PENETRATION	V		3	0	0	0	0	0	3	.01
GROSS SEXUAL IMPOSITION	V	2907.05	8	231	396	0	3	7	645	1.30
IMPORTUNING	V	2907.07	0	3	32	0	0	0	35	.07
PANDERING OBSCENITY	V	2907.32	3	131	347	0	0	8	489	.99
PROMOTING PROSTITUTION	V	2907.22	0	0	8	0	0	1	9	.02
PUBLIC INDECENCY	V	2907.09	1	0	3	0	0	0	4	.01
RAPE	V	2907.02	900	2,523	1,348	14	31	28	4,844	9.78
ATT RAPE	V		49	106	118	0	1	4	278	.56
SEXUAL BATTERY	V	2907.03	4	172	317	0	4	6	503	1.02
ATT SEXUAL BATTERY	V		0	2	6	0	0	0	8	.02
SEX OFFENDER REGISTRATION PENALTIES	V	2950.99	0	0	4	0	0	0	4	.01
SOLICITING YOUTH /SOLICIT WITH HIV	V	2907.24	0	0	3	0	0	2	5	.01
UNLAWFUL SEXUAL CONDUCT WITH MINOR	V	2907.04	1	82	249	0	3	13	348	.70
ATT UNLAWFUL SEXUAL CONDUCT WITH MINOR	V		0	2	11	0	0	1	14	.03
VOYEURISM	V	2907.08	0	1	1	0	0	0	2	.00
BURGLARY OFFENSES			180	1,045	4,106	0	38	398	5,767	11.65
AGGRAVATED BURGLARY	V	2911.11	148	530	815	0	11	43	1,547	3.12
ATTEMPTED AGGRAVATED BURGLARY	V		14	19	28	0	0	0	61	.12
BURGLARY ('ATTEMPTS' INCLUDED)	V		18	496	3,263	0	27	355	4,159	8.40
2nd Degree Felony	V	2911.12	17	358	2,080	0	19	193	2,667	5.39
3rd Degree Felony	V	2911.12	1	127	1,001	0	7	125	1,261	2.55
4th Degree Felony	V***	2911.12	0	11	174	0	1	37	223	.45
5th Degree Felony	V	2911.12	0	0	8	0	0	0	8	.02

* FOR SOME CRIMES AGAINST PERSONS, SEX OFFENSES AND AGGRAVATED BURGLARY, ATTEMPTED OFFENSES ARE REPORTED SEPARATELY. FOR OTHER CRIMES, ATTEMPTED OFFENSES ARE INCLUDED IN THE PRIMARY CATEGORIES.

** 'V' SIGNIFIES A CRIME OF VIOLENCE IN ACCORDANCE WITH O.R.C. 2901.01 (A)(9)(a).

*** ONLY SOME ARE VIOLENT.

**JANUARY 2018
NUMBER OF INCARCERATED OFFENDERS BY MOST SERIOUS COMMITMENT OFFENSE**

Sorted by Gender and Sentencing Code

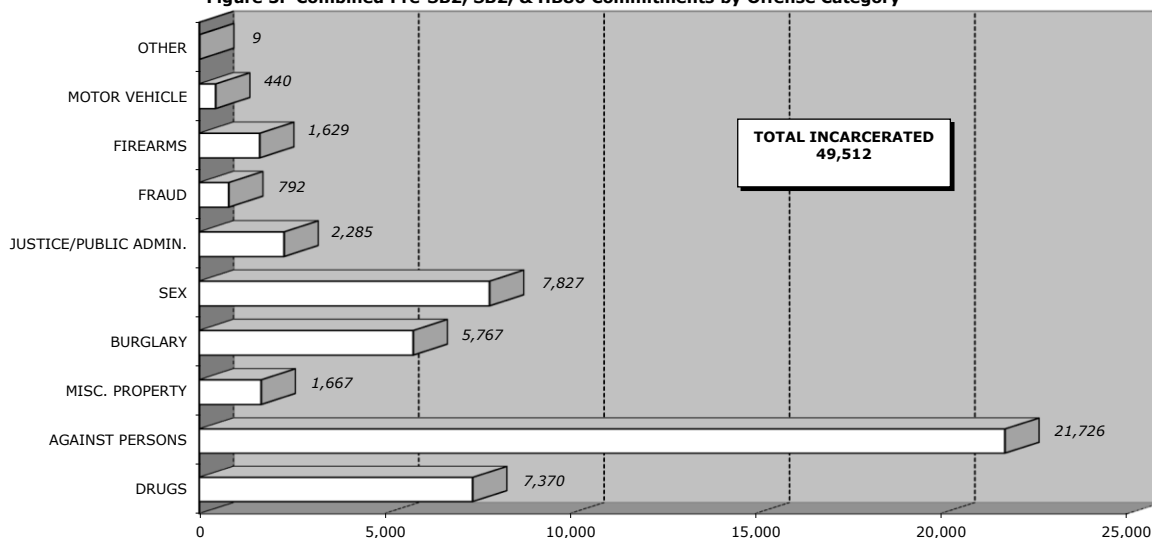
MOST SERIOUS OFFENSE*	**	Ohio Revised Code (O.R.C.)	PRE-SB2 MALE	SB2 MALE	HB86 MALE	PRE-SB2 FEMALE	SB2 FEMALE	HB86 FEMALE	DEPT. TOTAL	% OF TOTAL
PROPERTY OFFENSES			4	110	1,249	0	23	281	1,667	3.37
ARSON	V	2909.03	1	1	22	0	0	1	25	.05
BREAKING AND ENTERING		2911.13	0	16	171	0	0	11	198	.40
RECEIVING STOLEN PROPERTY		2913.51	2	19	323	0	1	48	393	.79
SAFECRACKING		2911.31	0	5	22	0	0	3	30	.06
TAMPERING WITH COIN MACHINE		2911.32	0	0	4	0	0	0	4	.01
THEFT (FELONY)		2913.02	1	65	667	0	21	214	968	1.96
UNAUTHORIZED USE OF TELECOMM IT PROPERTY		2913.04	0	0	1	0	0	1	2	.00
UNAUTHORIZED USE OF VEHICLE		2913.03	0	0	6	0	0	1	7	.01
VANDALISM		2909.05	0	4	32	0	1	2	39	.08
VEHICULAR VANDALISM		2909.09	0	0	1	0	0	0	1	.00
DRUG OFFENSES			7	586	5,697	0	60	1,020	7,370	14.89
ABUSING HARMFUL INTOXICANTS		2925.31	0	0	1	0	0	2	3	.01
CORRUPTION OF ANOTHER WITH DRUGS		2925.02	1	6	104	0	0	35	146	.29
COUNTERFEIT CONTROLLED SUBSTANCE OFFENSE		2925.37	0	3	4	0	0	3	10	.02
DECEPTION TO OBTAIN DRUG		2925.22	0	4	13	0	3	17	37	.07
DRUG LAW PHARMACY VIOLATION		4729.51	0	0	3	0	0	3	6	.01
DRUG POSSESSION		2925.11	0	200	2060	0	20	408	2,688	5.43
FUNDING DRUG TRAFFICKING		2925.05	0	1	2	0	0	4	7	.01
ILLEGAL MANUFACTURE OF DRUGS		2925.04	0	39	1080	0	6	232	1,357	2.74
ILLEGAL PROCESSING OF DRUG DOCUMENT		2925.23	0	1	3	0	1	3	8	.02
PERMIT DRUG ABUSE		2925.13	0	0	3	0	1	3	7	.01
TAMPERING WITH DRUGS		2925.24	0	0	3	0	0	1	4	.01
THEFT OF DRUGS		2925.21	1	0	0	0	0	0	1	.00
TRAFFICKING IN DRUGS		2925.03	5	332	2421	0	29	309	3,096	6.25
MOTOR VEHICLE OFFENSES			0	20	391	0	0	29	440	.89
DRIVING UNDER LIFETIME SUSPENSION		4510.18	0	0	1	0	0	0	1	.00
FAILURE TO STOP MV AFTER ACCIDENT		4549.02	0	0	13	0	0	3	16	.03
OPERATING VEHICLE UNDER INFLUENCE		4511.19	0	20	377	0	0	26	423	.85
FRAUD OFFENSES			8	137	516	0	12	119	792	1.60
CRIMINAL SIMULATION		2913.32	0	0	1	0	0	0	1	.00
DEFRAUD CREDITOR		2913.45	0	0	1	0	0	0	1	.00
ENGAGING IN CRIMINAL ACTIVITY		2923.32	5	119	385	0	9	72	590	1.19
FORGERY		2913.31	1	12	85	0	2	33	133	.27
ILLEGAL USE OF FOOD STAMPS		2913.46	0	0	4	0	0	0	4	.01
MEDICAID FRAUD		2913.40	1	0	0	0	0	1	2	.00
MISUSE OF CREDIT CARD		2913.21	0	0	10	0	0	11	21	.04
MONEY LAUNDERING		1315.55	0	0	5	0	0	0	5	.01
PASSING BAD CHECKS		2913.11	1	3	12	0	0	0	16	.03
SECURE WRITINGS BY DECEPTION		2913.43	0	0	0	0	1	0	1	.00
SECURITIES FRAUD		1707.44	0	3	4	0	0	0	7	.01
TELECOMMUNICATION FRAUD		2913.05	0	0	9	0	0	2	11	.02
FIREARM AND RELATED OFFENSES			3	71	1,512	0	1	42	1,629	3.29
CARRY CONCEALED WEAPON		2923.12	1	3	93	0	0	4	101	.20
FIREARMS SPECIFICATION		2941.14	0	0	12	0	0	0	12	.02
HAVING WEAPON WHILE UNDER DISABILITY		2923.13	2	42	1125	0	1	17	1,187	2.40
POSSESSION OF CRIMINAL TOOLS		2923.24	0	2	14	0	0	3	19	.04
UNLAWFUL POSSESSION /HANDLE /DISCHARGE /OF FIREARM	V***	2923.16/161	0	23	265	0	0	17	305	.62
UNLAWFUL POSSESSION OF ORDNANCE		2923.17	0	1	3	0	0	1	5	.01
OFFENSES AGAINST JUSTICE/PUBLIC ADMINISTRATION			2	147	1,764	0	16	356	2,285	4.62
ARSON REGISTRATION OFFENSE		2909.15	0	0	1	0	0	0	1	.00
BRIBERY		2921.02	0	2	6	0	0	0	8	.02
CASINO GAMING OFFENSE		3772.99	0	0	2	0	0	0	2	.00
DISRUPTING PUBLIC SERVICE		2909.04	0	2	10	0	0	1	13	.03
ESCAPE	V	2921.34	2	55	268	0	1	49	375	.76
HARRASSMENT BY INMATE		2921.38	0	1	11	0	0	8	20	.04
ILLEGAL WEAPONS IN CORRECTION FACILITY		2921.36	0	4	178	0	3	82	267	.54
IMPERSONATING OFFICER		2921.51	0	1	2	0	0	0	3	.01

**JANUARY 2018
NUMBER OF INCARCERATED OFFENDERS BY MOST SERIOUS COMMITMENT OFFENSE**

Sorted by Gender and Sentencing Code

MOST SERIOUS OFFENSE*	**	Ohio Revised Code (O.R.C.)	PRE-SB2 MALE	SB2 MALE	HB86 MALE	PRE-SB2 FEMALE	SB2 FEMALE	HB86 FEMALE	DEPT. TOTAL	% OF TOTAL
OFFENSES AGAINST JUSTICE/PUBLIC ADMINISTRATION - CONT'D										
INCITING TO VIOLENCE	V	2917.01	0	0	0	0	0	1	1	.00
INDUCING PANIC	V	2917.31	0	0	12	0	0	0	12	.02
INTERFERE WITH CUSTODY		2919.23	0	0	1	0	0	0	1	.00
INTIMIDATION	V	2921.03	0	2	17	0	0	2	21	.04
INTIMIDATION OF CRIME VICTIM OR WITNESS	V	2921.04	0	4	22	0	0	5	31	.06
OBSTRUCTING JUSTICE		2921.32	0	1	18	0	1	7	27	.05
OBSTRUCTING OFFICIAL BUSINESS		2921.31	0	0	14	0	0	0	14	.03
OPEN BURNING OR DUMPING		3734.03	0	0	1	0	0	0	1	.00
PARTICIPATING IN CRIMINAL GANG		2923.42	0	5	71	0	0	1	77	.16
PERJURY		2921.11	0	0	1	0	0	2	3	.01
RECOGNIZANCE VIOLATION		2937.29/.99	0	4	78	0	0	22	104	.21
RESISTING ARREST /FAILURE TO COMPLY		2921.33/.331	0	30	608	0	1	43	682	1.38
RETALIATION		2921.05	0	4	21	0	0	4	29	.06
TAKING IDENTITY OF ANOTHER		2913.49	0	6	30	0	2	26	64	.13
TAMPERING WITH EVIDENCE		2921.12	0	20	290	0	4	88	402	.81
TAMPERING WITH RECORDS		2913.42	0	3	31	0	1	10	45	.09
TELECOMMUNICATIONS HARRASSMENT		2917.21	0	0	3	0	0	0	3	.01
THEFT IN OFFICE		2921.41	0	1	0	0	3	1	5	.01
VIOLATION OF PROTECT ORDER		2919.27	0	1	68	0	0	4	73	.15
VIOLATION OF VENDOR TAX PAYMENT		5739.12	0	1	0	0	0	0	1	.00
OTHER FELONY OFFENSES			1	4	3	0	0	1	9	.02
ABUSE OF CORPSE		2927.01	0	0	0	0	0	1	1	.00
COMPLICITY		2923.03	0	1	0	0	0	0	1	.00
CONSPIRACY		2923.01	1	2	0	0	0	0	3	.01
ILLEGAL HAZARD WASTE DISPOSAL		3734.02	0	0	1	0	0	0	1	.00
ILLEGAL TRANSPORTATION OF SCRAP TIRES		3734.83	0	0	2	0	0	0	2	.00
PROHIBITIONS CONCERNING COMPANION ANIMALS		959.131	0	1	0	0	0	0	1	.00
TOTAL FELONY OFFENSES			3,829	12,059	29,551	104	620	3,349	49,512	100.00

Figure 3. Combined Pre-SB2, SB2, & HB86 Commitments by Offense Category*



COMPARISON OF CENSUS YEARS 2018, 2017, 2016, 2013, & 2009

CENSUS DATE	1/1/2018	1/1/2017	1/1/2016	1/1/2013	1/1/2009
OHIO COUNTIES WITH THE HIGHEST NUMBER OF COMMITTED INMATES	n=49,512	n=50,362	n=50,515	n=49,820	n=50,655
Cuyahoga	15.04	15.08	15.44	17.48	18.34
Franklin	10.46	10.24	10.42	10.54	9.70
Hamilton	8.57	8.62	8.64	9.82	10.05
Summit	5.34	5.62	5.68	5.53	5.01
Montgomery	4.71	4.81	4.73	5.06	5.55
Lucas	4.09	4.20	3.97	3.90	4.30
All Others	51.78	51.44	51.10	47.68	47.05
TOTAL*	100.00	100.00	100.00	100.00	100.00
RACE/ETHNICITY OF INCARCERATED OFFENDERS					
Black	45.18	44.43	44.33	46.13	48.08
White	51.29	52.32	52.59	50.60	49.37
Hispanic	2.67	2.52	2.45	2.61	1.86
White Hispanic	0.58	0.72	0.74	1.29	1.51
Black Hispanic	0.09	0.12	0.11	0.15	0.06
Other Hispanic (Race Not Specified)	1.99	1.68	1.60	1.17	0.30
Native American	0.16	0.13	0.12	0.13	0.12
Asian	0.13	0.14	0.15	0.16	0.16
Other	0.57	0.45	0.36	0.37	0.41
TOTAL*	100.00	100.00	100.00	100.00	100.00
AGE OF INCARCERATED OFFENDERS					
15-19	1.07	0.95	1.10	1.61	2.27
20-24	11.29	12.06	13.33	15.76	16.10
25-29	17.77	18.03	17.86	17.66	18.93
30-34	16.42	16.43	16.25	16.37	15.65
35-39	14.99	14.68	14.00	12.78	13.37
40-44	10.65	10.59	10.88	10.98	11.22
45-49	9.02	8.95	8.96	9.10	9.64
50-54	7.07	7.10	6.98	7.18	6.30
55-59	5.33	5.33	5.20	4.29	3.42
60 And Over	6.39	5.89	5.43	4.28	3.11
TOTAL*	100.00	100.00	100.00	100.00	100.00
MEAN AGE	37.90	37.63	37.28	36.35	35.50
MEDIAN AGE	36.00	35.00	35.00	34.00	33.00
MOST SERIOUS COMMITMENT OFFENSE TYPE					
Crimes Against Persons (Sex Offenses Not Included)	43.88	42.79	43.03	43.51	41.07
Sex Offenses	15.80	15.70	15.59	14.88	14.64
Drug Offenses	14.89	15.64	15.40	14.25	16.81
Burglary Offenses	11.65	12.09	12.16	12.34	9.85
Against Justice/Public Administration	4.62	4.35	4.15	4.49	5.75
Property Offenses	3.37	3.83	4.23	4.84	5.98
Firearm Offenses	3.29	3.07	3.93	3.96	3.63
Fraud Offenses	1.60	1.69	0.60	0.62	1.05
Motor Vehicle Offenses	0.89	0.81	0.88	1.03	1.15
Miscellaneous	0.02	0.03	0.03	0.07	0.07
TOTAL*	100.00	100.00	100.00	100.00	100.00

* There is minor rounding error in some of the calculations