



ANNETTE CHAMBERS-SMITH
DIRECTOR

MISSION STATEMENT

To reduce recidivism among those we touch.


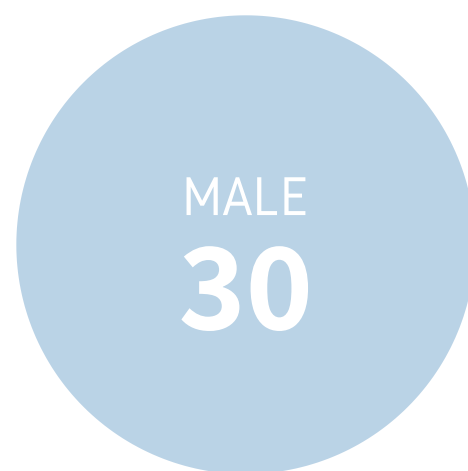
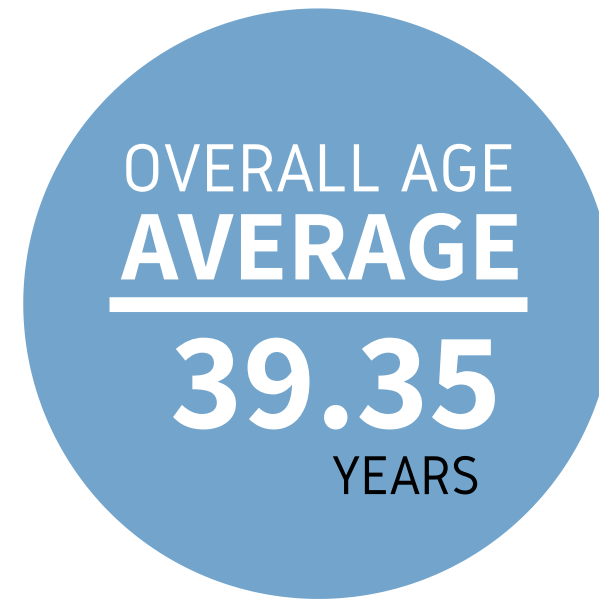
VISION STATEMENT

To reduce crime in Ohio.

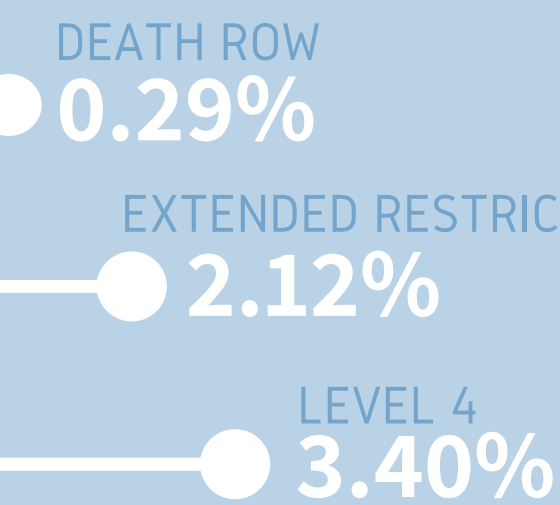
INCARCERATED ADULT POPULATION BREAKDOWN

Admissions CY 2019 **16,856**


Total Population MAY-20 **47,620**



Create better
PEOPLE.
Not better
INMATES.



POPULATION BY CUSTODY



INMATE RELEASES

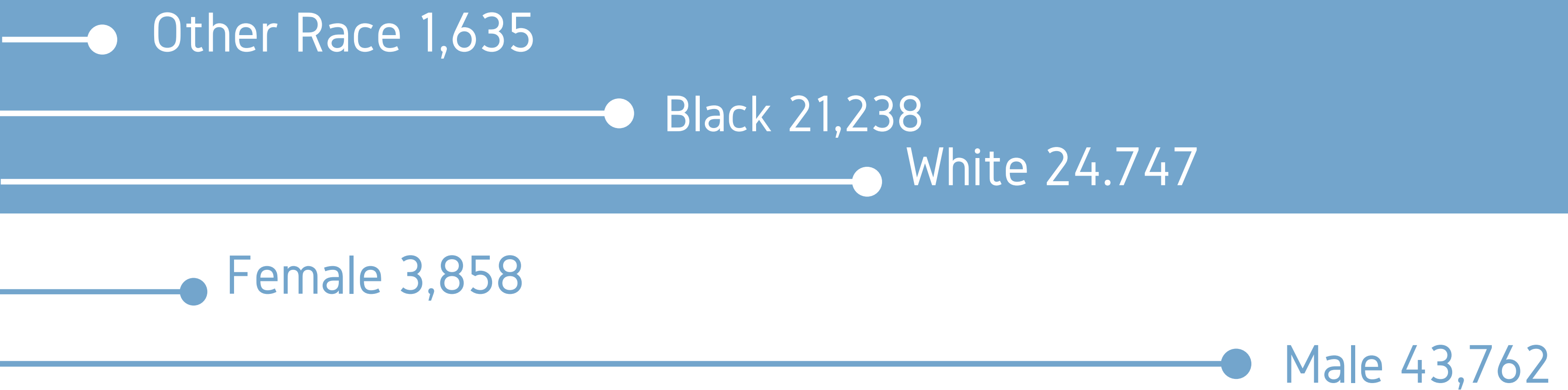
Death Row

MALE **136**

FEMALE **1**

Executions Since February 1999 **56**
 Executions Calendar Year to Date **0**

Total FY 2019	22,161
Releases to Supervision	16,486
To Parole	263
To Post Release Control	10,250
To Transitional Control/Treatment Transfer	3,990
To Judicial Release	1,983
Releases Without Supervision	5,382
Miscellaneous Releases	22
*Excludes Deaths	



Monthly Community Supervision Count

Community Control	5,050
Interstate Compact	3,905
Intervention in Lieu	726
Judicial Release	768
PRC/Parole	21,311

Staff Profile

Total Staff	12,425
Total Corrections Officers (CO)	6,804
Inmate To Correction Officer Ratio	6.4:1
Total Parole Officers (PO)	501

Fiscal & Budgets



Total Budget

FY2018

\$1,823,007,660

FY2019

\$1,860,929,623

Average Cost Per Inmate FY2018

Daily

\$76.26

Annual

\$27,835.00

Ohio Penal Industries

Inmates Working for OPI

1,539

Revenue for MAY 2020

\$985,383.88

Other Statistics of Interest

Pregnant
Females

24

Babies in the
ABC Nursery

1

Highest Inmate
Population 11/10/2008

51,273

Average Stay
in Prison

2.73

Inmates Serving
Life Without Parole

689