



ANNETTE CHAMBERS-SMITH  
**DIRECTOR**

### MISSION STATEMENT

To reduce recidivism among those we touch.



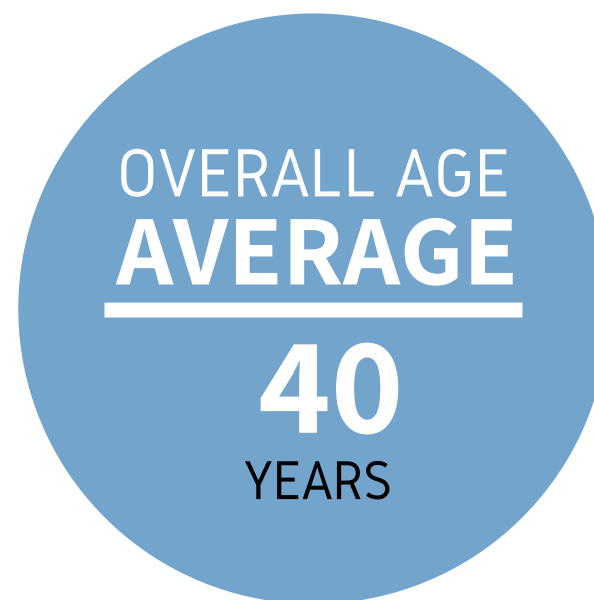
### VISION STATEMENT

To reduce crime in Ohio.

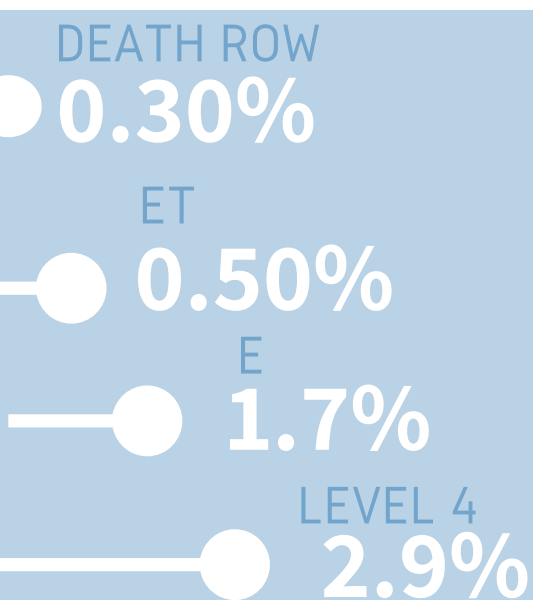
#### INCARCERATED ADULT POPULATION BREAKDOWN

Admissions CY 2020 **11,174**

Total Population June-21 **43,046**



Create better  
**PEOPLE.**  
Not better  
**INMATES.**



### POPULATION BY CUSTODY

# INMATE RELEASES

## Death Row

MALE **133**

FEMALE **1**

Executions Since February 1999 **56**

Executions Calendar Year to Date **0**

<b>Total CY 2020</b>	<b>20,295</b>
<b>Releases to Supervision</b>	<b>15,470</b>
To Parole	181
To Post Release Control	10,151
To Transitional Control/Treatment Transfer	3,213
To Judicial Release	1,925
<b>Releases Without Supervision</b>	<b>4,825</b>
Miscellaneous Releases	46
*Excludes Deaths	

Other Race 1,503

Black 19,201

White 22,342

Female 3,286

Male 39,760

## Monthly Community Supervision Count

Community Control	3,975
Interstate Compact	3,535
Intervention in Lieu	597
Judicial Release	612
PRC/Parole	21,317

## Staff Profile

Total Staff

**11,630**

Total Corrections Officers (CO)

**6,238**

Inmate To Correction Officer Ratio

**6.2:1**

Total Parole Officers (PO)

**525**

# Fiscal & Budgets



## Total Budget

FY2020

\$1,918,843,698

FY2021

\$2,064,346,514

## Average Cost Per Inmate FY2020

Daily

\$83.72

Total Yearly

\$1,484,312,585

## Ohio Penal Industries

Inmates Working for OPI

1,183

Sales for JUNE 2021

\$2,089,663.98

## Other Statistics of Interest

Pregnant  
Females

24

Babies in the  
ABC Nursery

8

Highest Inmate  
Population 11/10/2008

51,273

Inmates Serving  
Life Without Parole

738

Average Stay  
in Prison

3.11