



ANNETTE CHAMBERS-SMITH
DIRECTOR

MISSION STATEMENT

To reduce recidivism among those we touch.


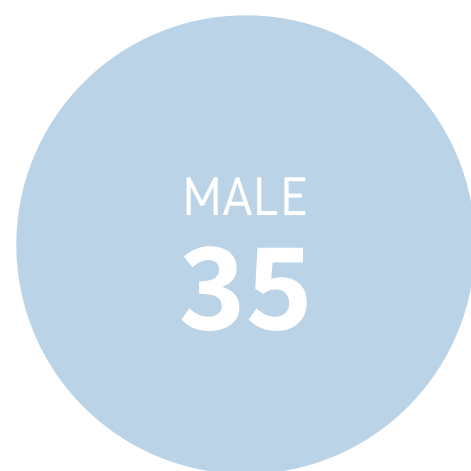
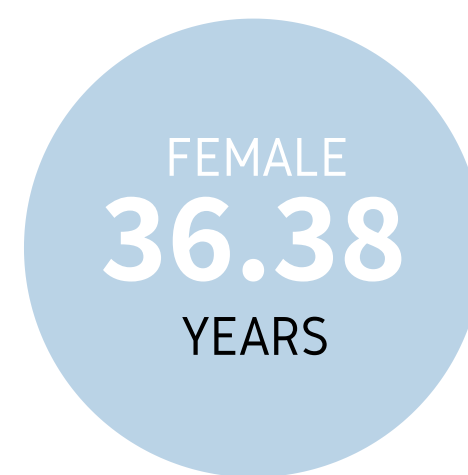

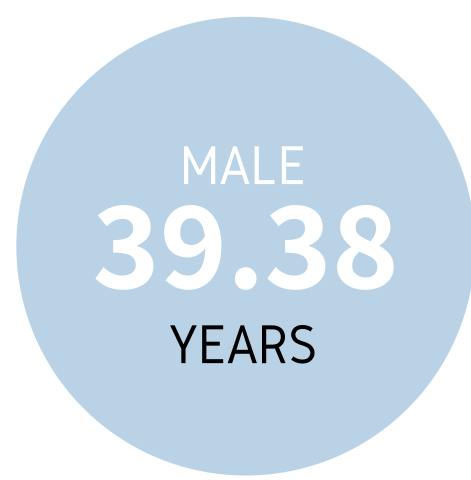
VISION STATEMENT

To reduce crime in Ohio.

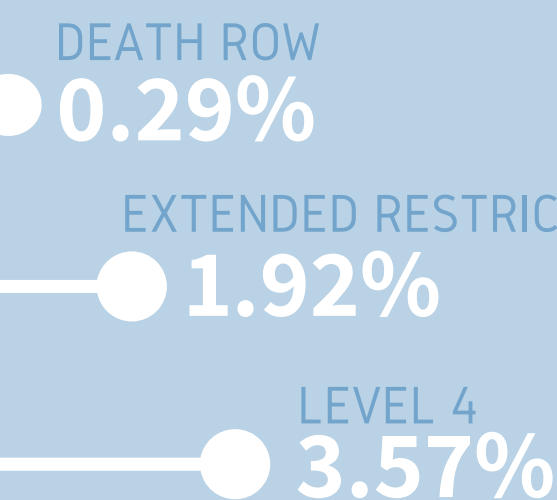
INCARCERATED ADULT POPULATION BREAKDOWN

Admissions CY 2019 **16,856**


Total Population JAN-19 **48,697**



Create better
PEOPLE.
Not better
INMATES.



POPULATION BY CUSTODY



Death Row

MALE **139**

FEMALE **1**

White **59**

Other **1**

Black **80**

Executions Since February 1999 **56**

Executions Calendar Year to Date **0**

INMATE RELEASES

Total FY 2019 22,161

Releases to Supervision 16,370

To Parole 138

To Post Release Control 10,038

To Transitional Control/Treatment Transfer 4,149

To Judicial Release 2,045

Releases Without Supervision 5,791

Miscellaneous Releases 20

*Excludes Deaths

Other Race 1,612

3.31%

Black 21,793

44.75%

White 25,292

51.94%

Female 3,953

8.12%

Male 44,744

91.88%

Monthly Community Supervision Count

Community Control	6,741
Interstate Compact	3,952
Intervention in Lieu	863
Judicial Release	1,031
PRC/Parole	21,009

Staff Profile

Total Staff

12,213

Total Corrections Officers (CO)

6,624

Inmate To Correction Officer Ratio

6.6:1

Total Parole Officers (PO)

485

Fiscal & Budgets



Total Budget

FY2018

\$1,823,007,660

FY2019

\$1,860,929,623

Average Cost Per Inmate FY2018

Daily

\$76.26

Annual

\$27,835.00

Ohio Penal Industries

Inmates Working for OPI

1,398

Revenue for JAN 2020

\$2,717,219.42

Other Statistics of Interest

Pregnant
Females

26

Babies in the
ABC Nursery

4

Highest Inmate
Population 11/10/2008

51,273

Inmates Serving
Life Without Parole

693

Average Stay
in Prison

2.73