



ANNETTE CHAMBERS-SMITH
DIRECTOR

MISSION STATEMENT

To reduce recidivism among those we touch.


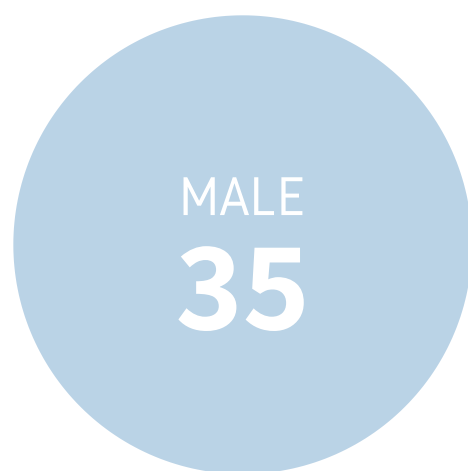
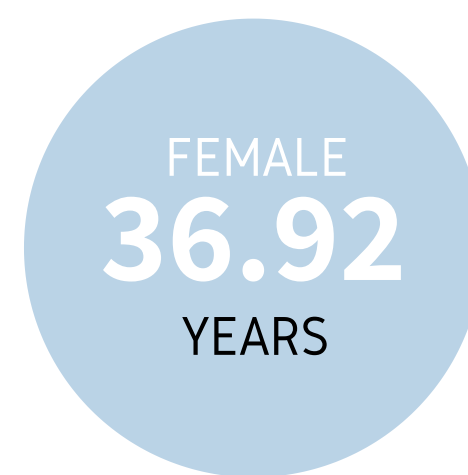

VISION STATEMENT

To reduce crime in Ohio.

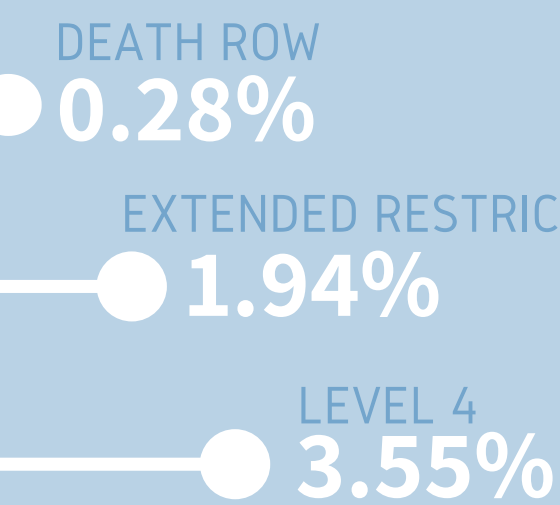
INCARCERATED ADULT POPULATION BREAKDOWN

Admissions FY 2019 **17,126**


Total Population DEC-19 **48,957**



Create better
PEOPLE.
Not better
INMATES.



POPULATION BY CUSTODY



Death Row

MALE **137**

FEMALE **1**

White **59**

Other **1**

Black **80**

Executions Since February 1999 **56**

Executions Calendar Year to Date **0**

INMATE RELEASES

Total FY 2019 22,161

Releases to Supervision 16,370

To Parole 138

To Post Release Control 10,038

To Transitional Control/Treatment Transfer 4,149

To Judicial Release 2,045

Releases Without Supervision 5,791

Miscellaneous Releases 20

*Excludes Deaths

Other Race 1,611

3.29%

Black 21,891

44.71%

White 25,455

52.00%

Female 3,982

8.13%

Male 44,975

91.87%

Monthly Community Supervision Count

Community Control	7,428
Interstate Compact	3,950
Intervention in Lieu	882
Judicial Release	1,119
PRC/Parole	20,951

Staff Profile

Total Staff

12,200

Total Corrections Officers (CO)

6,614

Inmate To Correction Officer Ratio

6.6:1

Total Parole Officers (PO)

485

Fiscal & Budgets



Total Budget

FY2018

\$1,823,007,660

FY2019

\$1,860,929,623

Average Cost Per Inmate FY2018

Daily

\$76.26

Annual

\$27,835.00

Ohio Penal Industries

Inmates Working for OPI

1,381

Revenue for DEC 2019

\$2,975,122.92

Other Statistics of Interest

Pregnant
Females

29

Babies in the
ABC Nursery

2

Highest Inmate
Population 11/10/2008

51,273

Inmates Serving
Life Without Parole

693

Average Stay
in Prison

2.73