

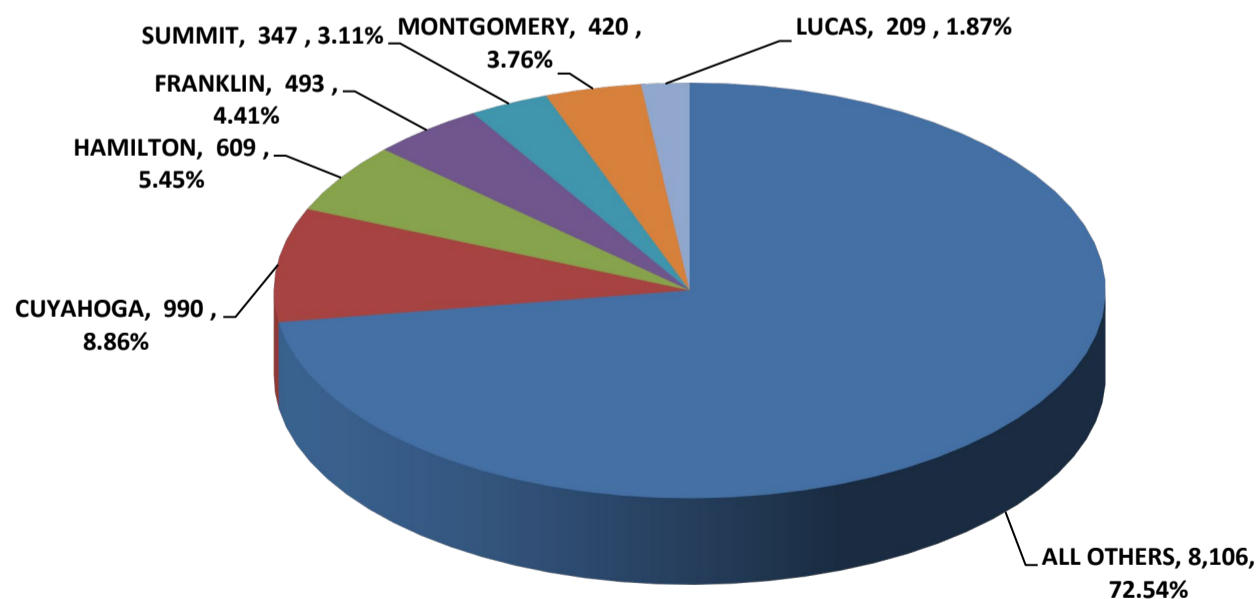
**OHIO DEPARTMENT OF REHABILITATION AND CORRECTION  
CALENDAR YEAR 2020 COMMITMENT REPORT**

**NUMBER OF COMMITMENTS, BY COUNTY AND RECEPTION CENTER,  
CALENDAR YEAR 2020**

COUNTY	CRC MALE		LORCI MALE		TOTAL MALE		ORW FEMALE		COUNTY TOTAL	PERCENT OF TOTAL
	N	% CRC	N	% LORCI	N	% male	N	% female		
ADAMS	43	0.57	0	0.00	43	0.45	9	0.56	52	0.47
ALLEN	96	1.26	2	0.10	98	1.02	9	0.56	107	0.96
ASHLAND	31	0.41	33	1.68	64	0.67	24	1.50	88	0.79
ASHTABULA	55	0.72	45	2.29	100	1.04	12	0.75	112	1.00
ATHENS	44	0.58	0	0.00	44	0.46	5	0.31	49	0.44
AUGLAIZE	50	0.66	0	0.00	50	0.52	10	0.63	60	0.54
BELMONT	68	0.89	0	0.00	68	0.71	12	0.75	80	0.72
BROWN	57	0.75	0	0.00	57	0.60	14	0.88	71	0.64
BUTLER	226	2.97	8	0.41	234	2.44	42	2.63	276	2.47
CARROLL	12	0.16	6	0.30	18	0.19	3	0.19	21	0.19
CHAMPAIGN	51	0.67	0	0.00	51	0.53	15	0.94	66	0.59
CLARK	195	2.56	0	0.00	195	2.04	32	2.01	227	2.03
CLERMONT	157	2.06	0	0.00	157	1.64	38	2.38	195	1.75
CLINTON	50	0.66	0	0.00	50	0.52	11	0.69	61	0.55
COLUMBIANA	54	0.71	42	2.13	96	1.00	19	1.19	115	1.03
COSHOCTON	62	0.81	0	0.00	62	0.65	15	0.94	77	0.69
CRAWFORD	94	1.24	83	4.22	177	1.85	74	4.64	251	2.25
CUYAHOGA	356	4.68	576	29.25	932	9.73	58	3.63	990	8.86
DARKE	18	0.24	0	0.00	18	0.19	5	0.31	23	0.21
DEFIANCE	58	0.76	2	0.10	60	0.63	15	0.94	75	0.67
DELAWARE	79	1.04	0	0.00	79	0.82	6	0.38	85	0.76
ERIE	35	0.46	38	1.93	73	0.76	15	0.94	88	0.79
FAIRFIELD	171	2.25	4	0.20	175	1.83	43	2.69	218	1.95
FAYETTE	90	1.18	1	0.05	91	0.95	16	1.00	107	0.96
FRANKLIN	451	5.93	0	0.00	451	4.71	42	2.63	493	4.41
FULTON	35	0.46	0	0.00	35	0.37	3	0.19	38	0.34
GALLIA	44	0.58	1	0.05	45	0.47	10	0.63	55	0.49
GEAUGA	10	0.13	4	0.20	14	0.15	0	0.00	14	0.13
GREENE	138	1.81	0	0.00	138	1.44	31	1.94	169	1.51
GUERNSEY	88	1.16	1	0.05	89	0.93	20	1.25	109	0.98
HAMILTON	559	7.35	0	0.00	559	5.84	50	3.13	609	5.45
HANCOCK	75	0.99	1	0.05	76	0.79	10	0.63	86	0.77
HARDIN	42	0.55	2	0.10	44	0.46	7	0.44	51	0.46
HARRISON	13	0.17	0	0.00	13	0.14	1	0.06	14	0.13
HENRY	7	0.09	0	0.00	7	0.07	4	0.25	11	0.10
HIGHLAND	78	1.03	1	0.05	79	0.82	13	0.81	92	0.82
HOCKING	26	0.34	0	0.00	26	0.27	7	0.44	33	0.30
HOLMES	12	0.16	9	0.46	21	0.22	3	0.19	24	0.21
HURON	34	0.45	40	2.03	74	0.77	20	1.25	94	0.84
JACKSON	39	0.51	0	0.00	39	0.41	8	0.50	47	0.42
JEFFERSON	46	0.60	30	1.52	76	0.79	13	0.81	89	0.80
KNOX	55	0.72	1	0.05	56	0.58	11	0.69	67	0.60
LAKE	132	1.73	76	3.86	208	2.17	48	3.01	256	2.29
LAWRENCE	82	1.08	0	0.00	82	0.86	18	1.13	100	0.89
LICKING	191	2.51	0	0.00	191	1.99	31	1.94	222	1.99
LOGAN	43	0.57	0	0.00	43	0.45	6	0.38	49	0.44
LORAIN	75	0.99	77	3.91	152	1.59	8	0.50	160	1.43
LUCAS	187	2.46	0	0.00	187	1.95	22	1.38	209	1.87
MADISON	40	0.53	0	0.00	40	0.42	8	0.50	48	0.43
MAHONING	87	1.14	106	5.38	193	2.02	28	1.75	221	1.98
MARION	136	1.79	3	0.15	139	1.45	29	1.82	168	1.50
MEDINA	33	0.43	46	2.34	79	0.82	13	0.81	92	0.82
MEIGS	21	0.28	0	0.00	21	0.22	6	0.38	27	0.24

NUMBER OF COMMITMENTS, BY COUNTY AND RECEPTION CENTER, CALENDAR YEAR 2020										
COUNTY	CRC MALE		LORCI MALE		TOTAL MALE		ORW FEMALE		COUNTY TOTAL	PERCENT OF TOTAL
	N	% CRC	N	% LORCI	N	% male	N	% female		
MERCER	32	0.42	0	0.00	32	0.33	3	0.19	35	0.31
MIAMI	106	1.39	0	0.00	106	1.11	15	0.94	121	1.08
MONROE	9	0.12	0	0.00	9	0.09	4	0.25	13	0.12
MONTGOMERY	373	4.90	1	0.05	374	3.90	46	2.88	420	3.76
MORGAN	12	0.16	0	0.00	12	0.13	3	0.19	15	0.13
MORROW	17	0.22	0	0.00	17	0.18	2	0.13	19	0.17
MUSKINGUM	275	3.61	0	0.00	275	2.87	90	5.64	365	3.27
NOBLE	13	0.17	0	0.00	13	0.14	6	0.38	19	0.17
OTTAWA	6	0.08	8	0.41	14	0.15	5	0.31	19	0.17
PAULDING	26	0.34	0	0.00	26	0.27	3	0.19	29	0.26
PERRY	32	0.42	2	0.10	34	0.35	2	0.13	36	0.32
PICKAWAY	68	0.89	0	0.00	68	0.71	27	1.69	95	0.85
PIKE	13	0.17	0	0.00	13	0.14	1	0.06	14	0.13
PORTAGE	59	0.78	57	2.89	116	1.21	22	1.38	138	1.24
PREBLE	33	0.43	0	0.00	33	0.34	1	0.06	34	0.30
PUTNAM	21	0.28	0	0.00	21	0.22	3	0.19	24	0.21
RICHLAND	176	2.31	121	6.15	297	3.10	67	4.20	364	3.26
ROSS	116	1.52	1	0.05	117	1.22	44	2.76	161	1.44
SANDUSKY	27	0.35	21	1.07	48	0.50	3	0.19	51	0.46
SCIOTO	129	1.70	0	0.00	129	1.35	35	2.19	164	1.47
SENECA	22	0.29	23	1.17	45	0.47	5	0.31	50	0.45
SHELBY	95	1.25	0	0.00	95	0.99	16	1.00	111	0.99
STARK	202	2.65	183	9.29	385	4.02	39	2.44	424	3.79
SUMMIT	131	1.72	187	9.50	318	3.32	29	1.82	347	3.11
TRUMBULL	108	1.42	105	5.33	213	2.22	29	1.82	242	2.17
TUSCARAWAS	52	0.68	3	0.15	55	0.57	6	0.38	61	0.55
UNION	28	0.37	0	0.00	28	0.29	4	0.25	32	0.29
VAN WERT	34	0.45	0	0.00	34	0.35	7	0.44	41	0.37
VINTON	9	0.12	0	0.00	9	0.09	1	0.06	10	0.09
WARREN	181	2.38	0	0.00	181	1.89	33	2.07	214	1.92
WASHINGTON	55	0.72	0	0.00	55	0.57	13	0.81	68	0.61
WAYNE	22	0.29	15	0.76	37	0.39	10	0.63	47	0.42
WILLIAMS	48	0.63	1	0.05	49	0.51	15	0.94	64	0.57
WOOD	116	1.52	3	0.15	119	1.24	23	1.44	142	1.27
WYANDOT	29	0.38	0	0.00	29	0.30	12	0.75	41	0.37
NOT REPORTED	3	0.04	0	0.00	3	0.03	0	0.00	3	0.03
<b>TOTAL</b>	<b>7,609</b>	<b>100.00</b>	<b>1,969</b>	<b>100.00</b>	<b>9,578</b>	<b>100.00</b>	<b>1,596</b>	<b>100.00</b>	<b>11,174</b>	<b>100.00</b>

Figure 1. Largest 6 Urban Counties by Population\* (not DRC)

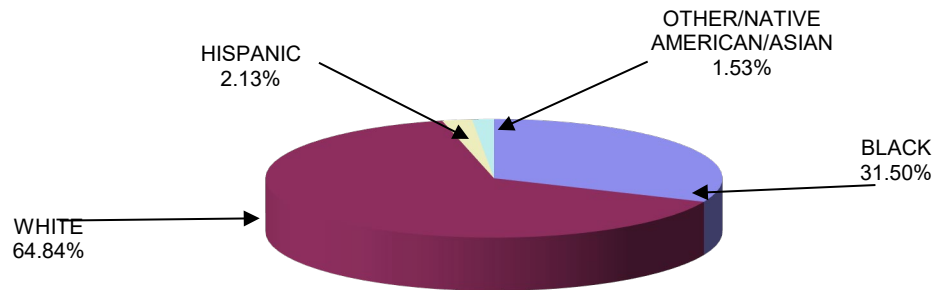


\* Six largest based on total county population, based on the U.S. Census, 2010; Stark and Butler counties in recent years have had more commitments than Lucas county. However, patterns of commitment are unusual during this COVID year; in CY 2020 twelve smaller counties by population have sent more to prison than Lucas county.

**NUMBER OF COMMITMENTS, BY RACE/ETHNICITY AND RECEPTION CENTER,  
CALENDAR YEAR 2020**

RACE/ETHNICITY	CRC MALE		LORCI MALE		TOTAL MALE		ORW FEMALE		GROUP TOTAL	PERCENT OF TOTAL
	N	%	N	%	N	%	N	%		
BLACK	2,405	31.61	884	44.90	3,289	34.34	231	14.47	3,520	31.50
WHITE	4,910	64.53	1,014	51.50	5,924	61.85	1,321	82.77	7,245	64.84
HISPANIC	170	2.23	53	2.69	223	2.33	15	0.94	238	2.13
WHITE HISPANIC	27	0.35	0	0.00	27	0.28	1	0.06	28	0.25
BLACK HISPANIC	6	0.08	0	0.00	6	0.06	0	0.00	6	0.05
HISPANIC (RACE NOT SPECIFIED)	137	1.80	53	2.69	190	1.98	14	0.88	204	1.83
NATIVE AMERICAN	27	0.35	0	0.00	27	0.28	8	0.50	35	0.31
ASIAN /PACIFIC ISLANDER	14	0.18	3	0.15	17	0.18	2	0.13	19	0.17
OTHER	83	1.09	15	0.76	98	1.02	19	1.19	117	1.05
<b>TOTAL</b>	<b>7,609</b>	<b>100.00</b>	<b>1,969</b>	<b>100.00</b>	<b>9,578</b>	<b>100.00</b>	<b>1,596</b>	<b>100.00</b>	<b>11,174</b>	<b>100.00</b>

Figure 2. Commitment by Race/Ethnicity



**NUMBER OF COMMITMENTS, BY AGE AT ADMISSION AND RECEPTION CENTER,  
CALENDAR YEAR 2020**

INMATE AGE	CRC MALE		LORCI MALE		TOTAL MALE		ORW FEMALE		AGE TOTAL	PERCENT OF TOTAL
	N	%	N	%	N	%	N	%		
16	6	0.08	3	0.15	9	0.09	1	0.06	10	0.09
17	22	0.29	6	0.30	28	0.29	1	0.06	29	0.26
18	66	0.87	26	1.32	92	0.96	5	0.31	97	0.87
19	169	2.22	54	2.74	223	2.33	16	1.00	239	2.14
20	175	2.30	45	2.29	220	2.30	22	1.38	242	2.17
21 - 24	830	10.91	241	12.24	1,071	11.18	139	8.71	1,210	10.83
25 - 29	1,376	18.08	384	19.50	1,760	18.38	319	19.99	2,079	18.61
30 - 34	1,412	18.56	359	18.23	1,771	18.49	370	23.18	2,141	19.16
35 - 39	1,227	16.13	296	15.03	1,523	15.90	310	19.42	1,833	16.40
40 - 44	953	12.52	211	10.72	1,164	12.15	195	12.22	1,359	12.16
45 - 49	583	7.66	132	6.70	715	7.47	108	6.77	823	7.37
50 - 54	398	5.23	105	5.33	503	5.25	63	3.95	566	5.07
55 - 59	213	2.80	63	3.20	276	2.88	36	2.26	312	2.79
60 - 64	118	1.55	29	1.47	147	1.53	8	0.50	155	1.39
65 - 69	43	0.57	10	0.51	53	0.55	2	0.13	55	0.49
70 - 74	13	0.17	5	0.25	18	0.19	1	0.06	19	0.17
75 - 79	5	0.07	0	0.00	5	0.05	0	0.00	5	0.04
<b>TOTAL</b>	<b>7,609</b>	<b>100.00</b>	<b>1,969</b>	<b>100.00</b>	<b>9,578</b>	<b>100.00</b>	<b>1,596</b>	<b>100.00</b>	<b>11,174</b>	<b>100.00</b>
MEAN	34.97		34.33		34.84		34.51		34.79	
MEDIAN	34.00		33.00		33.00		33.00		33.00	
50 AND OVER	790	10.38	212	10.77	1,002	10.46	110	6.89	1,112	9.95
17 AND UNDER	28	0.37	9	0.46	37	0.39	2	0.13	39	0.35
18 AND OVER	7,581	99.63	1,960	99.54	9,541	99.61	1,594	99.87	11,135	99.65

**NUMBER OF COMMITMENTS, BY AGE AT ADMISSION AND RECEPTION CENTER  
CALENDAR YEAR 2020**

INMATE AGE	CRC MALE		LORCI MALE		TOTAL MALE		ORW FEMALE		AGE TOTAL	PERCENT OF TOTAL
	N	%	N	%	N	%	N	%		
16	6	0.08	3	0.15	9	0.09	1	0.06	10	0.09
17	22	0.29	6	0.30	28	0.29	1	0.06	29	0.26
18	66	0.87	26	1.32	92	0.96	5	0.31	97	0.87
19	169	2.22	54	2.74	223	2.33	16	1.00	239	2.14
20	175	2.30	45	2.29	220	2.30	22	1.38	242	2.17
21	187	2.46	53	2.69	240	2.51	34	2.13	274	2.45
22	214	2.81	57	2.89	271	2.83	33	2.07	304	2.72
23	232	3.05	61	3.10	293	3.06	37	2.32	330	2.95
24	197	2.59	70	3.56	267	2.79	35	2.19	302	2.70
25	237	3.11	72	3.66	309	3.23	61	3.82	370	3.31
26	264	3.47	81	4.11	345	3.60	67	4.20	412	3.69
27	293	3.85	77	3.91	370	3.86	63	3.95	433	3.88
28	290	3.81	76	3.86	366	3.82	65	4.07	431	3.86
29	292	3.84	78	3.96	370	3.86	63	3.95	433	3.88
30	299	3.93	86	4.37	385	4.02	86	5.39	471	4.22
31	278	3.65	64	3.25	342	3.57	70	4.39	412	3.69
32	266	3.50	72	3.66	338	3.53	56	3.51	394	3.53
33	287	3.77	85	4.32	372	3.88	84	5.26	456	4.08
34	282	3.71	52	2.64	334	3.49	74	4.64	408	3.65
35	242	3.18	71	3.61	313	3.27	60	3.76	373	3.34
36	242	3.18	61	3.10	303	3.16	74	4.64	377	3.37
37	263	3.46	48	2.44	311	3.25	60	3.76	371	3.32
38	260	3.42	55	2.79	315	3.29	68	4.26	383	3.43
39	220	2.89	61	3.10	281	2.93	48	3.01	329	2.94
40	238	3.13	36	1.83	274	2.86	50	3.13	324	2.90
41	215	2.83	52	2.64	267	2.79	50	3.13	317	2.84
42	200	2.63	55	2.79	255	2.66	35	2.19	290	2.60
43	157	2.06	31	1.57	188	1.96	38	2.38	226	2.02
44	143	1.88	37	1.88	180	1.88	22	1.38	202	1.81
45	141	1.85	25	1.27	166	1.73	27	1.69	193	1.73
46	120	1.58	34	1.73	154	1.61	20	1.25	174	1.56
47	115	1.51	24	1.22	139	1.45	17	1.07	156	1.40
48	114	1.50	22	1.12	136	1.42	21	1.32	157	1.41
49	93	1.22	27	1.37	120	1.25	23	1.44	143	1.28
50	99	1.30	24	1.22	123	1.28	12	0.75	135	1.21
51	106	1.39	25	1.27	131	1.37	13	0.81	144	1.29
52	70	0.92	18	0.91	88	0.92	17	1.07	105	0.94
53	62	0.81	19	0.96	81	0.85	11	0.69	92	0.82
54	61	0.80	19	0.96	80	0.84	10	0.63	90	0.81
55	56	0.74	23	1.17	79	0.82	11	0.69	90	0.81
56	46	0.60	9	0.46	55	0.57	9	0.56	64	0.57
57	46	0.60	10	0.51	56	0.58	5	0.31	61	0.55
58	34	0.45	15	0.76	49	0.51	7	0.44	56	0.50
59	31	0.41	6	0.30	37	0.39	4	0.25	41	0.37
60	34	0.45	6	0.30	40	0.42	2	0.13	42	0.38
61	24	0.32	9	0.46	33	0.34	2	0.13	35	0.31
62	27	0.35	4	0.20	31	0.32	2	0.13	33	0.30
63	21	0.28	3	0.15	24	0.25	2	0.13	26	0.23
64	12	0.16	7	0.36	19	0.20	0	0.00	19	0.17
65	15	0.20	5	0.25	20	0.21	2	0.13	22	0.20
66	5	0.07	2	0.10	7	0.07	0	0.00	7	0.06
67	13	0.17	0	0.00	13	0.14	0	0.00	13	0.12
68	7	0.09	2	0.10	9	0.09	0	0.00	9	0.08
69	3	0.04	1	0.05	4	0.04	0	0.00	4	0.04
70	2	0.03	1	0.05	3	0.03	0	0.00	3	0.03
71	5	0.07	0	0.00	5	0.05	0	0.00	5	0.04
72	2	0.03	1	0.05	3	0.03	1	0.06	4	0.04
73	0	0.00	2	0.10	2	0.02	0	0.00	2	0.02
74	4	0.05	1	0.05	5	0.05	0	0.00	5	0.04
75	2	0.03	0	0.00	2	0.02	0	0.00	2	0.02
76	1	0.01	0	0.00	1	0.01	0	0.00	1	0.01
78	1	0.01	0	0.00	1	0.01	0	0.00	1	0.01
79	1	0.01	0	0.00	1	0.01	0	0.00	1	0.01
<b>TOTAL</b>	<b>7,609</b>	<b>100.00</b>	<b>1,969</b>	<b>100.00</b>	<b>9,578</b>	<b>100.00</b>	<b>1,596</b>	<b>100.00</b>	<b>11,174</b>	<b>100.00</b>
MEAN	34.97		34.33		34.84		34.51		34.79	
MEDIAN	34.00		33.00		33.00		33.00		33.00	

**NUMBER OF COMMITMENTS, BY OFFENSE CATEGORY, OFFENSE, AND RECEPTION CENTER,  
CALENDAR YEAR 2020**

MOST SERIOUS OFFENSE*	**	Ohio Revised Code (O.R.C.)	CRC MALE	LORCI MALE	TOTAL MALE	ORW FEMALE	DEPT. TOTAL	% OF TOTAL
<b>CRIMES AGAINST PERSONS (EXCLUDING SEX OFFENSES)</b>			<b>1,918</b>	<b>560</b>	<b>2,478</b>	<b>280</b>	<b>2,758</b>	<b>24.68</b>
ABDUCTION	V	2905.02	44	10	54	2	56	.50
ATT ABDUCTION	V		9	3	12	0	12	.11
AGGRAVATED ARSON	V	2909.02	30	1	31	5	36	.32
ATT AGGRAVATED ARSON	V		9	1	10	2	12	.11
AGGRAVATED ASSAULT	V	2903.12	93	27	120	15	135	1.21
AGGRAVATED MENACING	V	2903.21/.211	11	12	23	2	25	.22
AGGRAVATED MURDER	V	2903.01	25	11	36	5	41	.37
ATT AGGRAVATED MURDER	V		3	0	3	1	4	.04
AGGRAVATED RIOT	V	2917.02	4	2	6	0	6	.05
AGGRAVATED VEHICULAR ASSAULT		2903.08	49	12	61	21	82	.73
AGGRAVATED VEHICULAR HOMICIDE		2903.06	36	7	43	9	52	.47
ASSAULT	V	2903.13	84	19	103	20	123	1.10
CHILD ENDANGERMENT	V***	2919.22	50	19	69	35	104	.93
DOMESTIC VIOLENCE	V	2919.25	351	93	444	17	461	4.13
EXTORTION	V	2905.11	3	2	5	0	5	.04
FELONIOUS ASSAULT	V	2903.11	348	91	439	49	488	4.37
ATT FELONIOUS ASSAULT	V		74	36	110	12	122	1.09
INVOLUNTARY MANSLAUGHTER	V	2903.04	79	23	102	16	118	1.06
KIDNAPPING	V	2905.01	41	12	53	0	53	.47
MAKING TERRORISTIC THREATS	V	2909.23	1	0	1	0	1	.01
MURDER	V	2903.02	42	15	57	3	60	.54
ATT MURDER	V		23	5	28	2	30	.27
NONSUPPORT OF DEPENDENTS		2919.21	54	11	65	5	70	.63
PATIENT ABUSE OR NEGLECT	V	2903.34	1	0	1	0	1	.01
TRAFFICKING IN PERSONS	V	2905.32	1	1	2	1	3	.03
VOLUNTARY MANSLAUGHTER	V	2903.03	16	3	19	4	23	.21
<b>ROBBERY OFFENSES</b>			<b>437</b>	<b>144</b>	<b>581</b>	<b>54</b>	<b>635</b>	<b>5.68</b>
AGGRAVATED ROBBERY	V	2911.01	168	52	220	11	231	2.07
ATTEMPTED AGGRAVATED ROBBERY	V		11	9	20	0	20	.18
ROBBERY (INCLUDES ATTEMPTS)	V	2911.02	<b>258</b>	<b>83</b>	<b>341</b>	<b>43</b>	<b>384</b>	<b>3.44</b>
2nd Degree Felony	V		127	51	178	18	196	1.75
3rd Degree Felony	V		124	30	154	22	176	1.58
4th Degree Felony	V		7	2	9	3	12	.11
<b>SEX OFFENSES</b>			<b>746</b>	<b>185</b>	<b>931</b>	<b>30</b>	<b>961</b>	<b>8.60</b>
COMPEL PROSTITUTION		2907.21	4	1	5	0	5	.04
DISSEMINATING MATTER HARMFUL TO JUVENILES		2907.31	8	0	8	0	8	.07
FAILURE TO NOTIFY CHANGE ADDRESS		2950.05	134	38	172	3	175	1.57
FAILURE TO REGISTER SEX OFFENSE		2950.04	25	7	32	0	32	.29
FAILURE TO VERIFY ADDRESS		2950.06	29	4	33	1	34	.30
GROSS SEXUAL IMPOSITION	V	2907.05	94	19	113	2	115	1.03
IMPORTUNING		2907.07	17	2	19	0	19	.17
PANDERING OBSCENITY		2907.32	74	18	92	0	92	.82
PROMOTING PROSTITUTION		2907.22	0	1	1	0	1	.01
PUBLIC INDECENCY		2907.09	3	2	5	0	5	.04
RAPE	V	2907.02	190	39	229	10	239	2.14
ATT RAPE	V		5	2	7	1	8	.07
SEXUAL BATTERY	V	2907.03	70	23	93	1	94	.84
ATT SEXUAL BATTERY	V		2	2	4	0	4	.04
SEX OFFENDER REGISTRATION PENALTIES		2950.99	2	2	4	0	4	.04
SOLICITING YOUTH /SOLICIT WITH HIV		2907.24	1	0	1	1	2	.02
UNLAWFUL SEXUAL CONDUCT WITH MINOR		2907.04	77	19	96	11	107	.96
ATT UNLAWFUL SEXUAL CONDUCT WITH MINOR			11	5	16	0	16	.14
VOYEURISM		2907.08	0	1	1	0	1	.01
<b>BURGLARY OFFENSES</b>			<b>586</b>	<b>162</b>	<b>748</b>	<b>110</b>	<b>858</b>	<b>7.68</b>
AGGRAVATED BURGLARY	V	2911.11	69	24	93	4	97	.87
ATTEMPTED AGGRAVATED BURGLARY	V		2	3	5	1	6	.05
BURGLARY	V	2911.12	<b>515</b>	<b>135</b>	<b>650</b>	<b>105</b>	<b>755</b>	<b>6.76</b>
2nd Degree Felony	V		162	52	214	30	244	2.18
3rd Degree Felony	V		232	51	283	51	334	2.99
4th Degree Felony	V***		114	31	145	23	168	1.50
5th Degree Felony (Attempt)			7	1	8	1	9	.08

\* FOR SOME CRIMES AGAINST PERSONS, SEX OFFENSES AND AGGRAVATED BURGLARY, ATTEMPTED OFFENSES ARE REPORTED SEPARATELY. FOR OTHER CRIMES, ATTEMPTED OFFENSES ARE INCLUDED IN THE PRIMARY CATEGORIES.

\*\* 'V' SIGNIFIES A CRIME OF VIOLENCE IN ACCORDANCE WITH O.R.C. 2901.01 (A)(9)(a).

\*\*\* ONLY SOME CASES ARE VIOLENT.

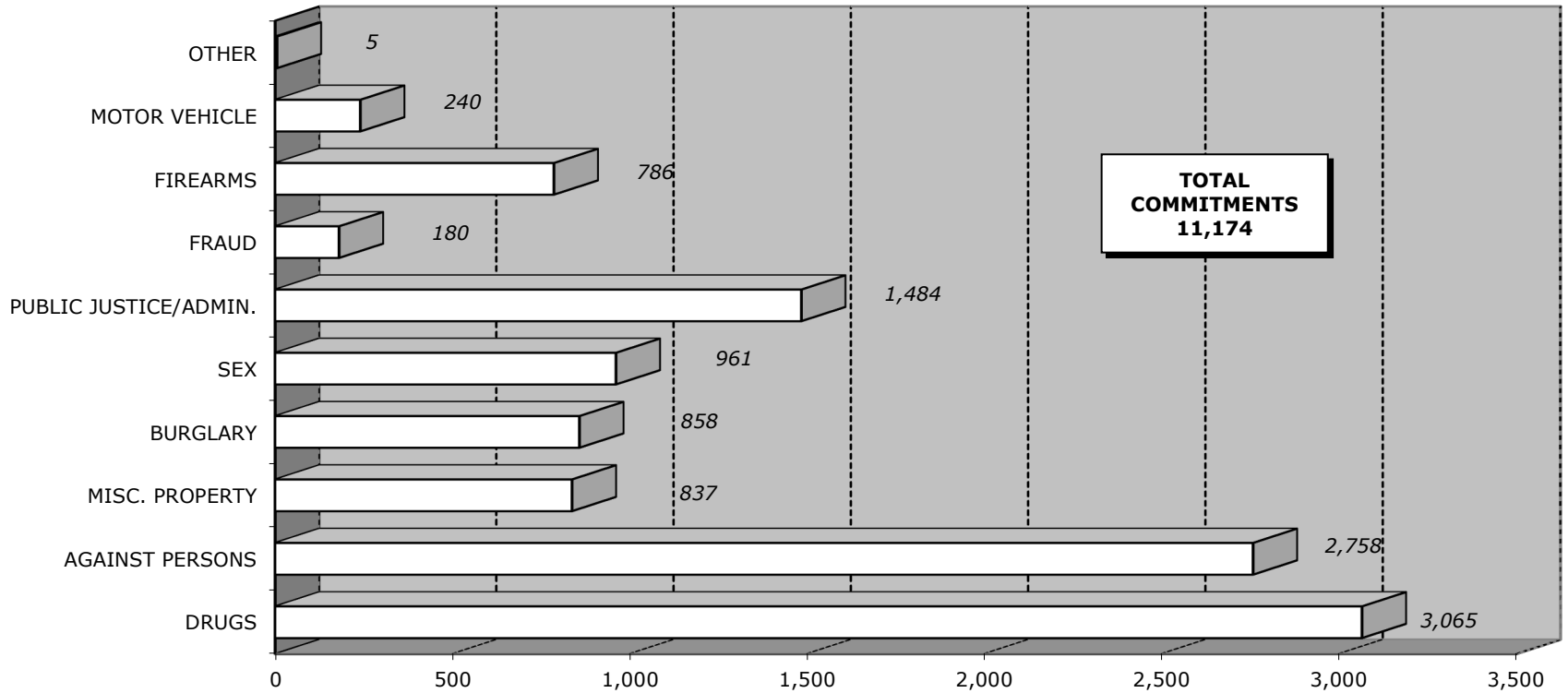
**NUMBER OF COMMITMENTS, BY OFFENSE CATEGORY, OFFENSE, AND RECEPTION CENTER,  
CALENDAR YEAR 2020  
(continued)**

MOST SERIOUS OFFENSE*	**	Ohio Revised Code (O.R.C.)	CRC MALE	LORCI MALE	TOTAL MALE	ORW FEMALE	DEPT. TOTAL	% OF TOTAL
<b>PROPERTY OFFENSES</b>			<b>584</b>	<b>125</b>	<b>709</b>	<b>128</b>	<b>837</b>	<b>7.49</b>
ARSON	V	2909.03	8	5	13	1	14	.13
BREAKING AND ENTERING		2911.13	75	15	90	7	97	.87
RECEIVING STOLEN PROPERTY		2913.51	161	43	204	21	225	2.01
SAFECRACKING		2911.31	10	3	13	0	13	.12
TAMPERING WITH COIN MACHINE		2911.32	4	2	6	0	6	.05
THEFT (FELONY)		2913.02	303	52	355	96	451	4.04
UNAUTHORIZED USE OF MOTOR VEHICLE		2913.03	5	0	5	2	7	.06
VANDALISM		2909.05	18	5	23	1	24	.21
<b>DRUG OFFENSES</b>			<b>1,970</b>	<b>459</b>	<b>2,429</b>	<b>636</b>	<b>3,065</b>	<b>27.43</b>
ABUSING HARMFUL INTOXICANTS		2925.31	1	0	1	1	2	.02
CORRUPTION OF ANOTHER WITH DRUGS		2925.02	19	6	25	6	31	.28
COUNTERFEIT CONTROLLED SUBSTANCE OFFENSE		2925.37	5	1	6	1	7	.06
DECEPTION TO OBTAIN DRUG		2925.22	3	1	4	6	10	.09
DRUG LAW PHARMACY VIOLATION		4729.51	1	2	3	2	5	.04
DRUG POSSESSION		2925.11	1,193	260	1,453	429	1,882	16.84
ILLEGAL MANUFACTURE OF DRUGS		2925.04/.041	22	13	35	7	42	.38
ILLEGAL PROCESSING OF DRUG DOCUMENT		2925.23	1	0	1	1	2	.02
PERMIT DRUG ABUSE		2925.13	1	1	2	4	6	.05
TAMPERING WITH DRUGS		2925.24	1	0	1	1	2	.02
TRAFFICKING IN DRUGS		2925.03	723	175	898	178	1,076	9.63
<b>MOTOR VEHICLE OFFENSES</b>			<b>177</b>	<b>45</b>	<b>222</b>	<b>18</b>	<b>240</b>	<b>2.15</b>
DRIVING UNDER LIFETIME SUSPENSION		4510.18	1	0	1	0	1	.01
FAILURE TO STOP MV AFTER ACCIDENT		4549.02	7	0	7	1	8	.07
OPERATING MV UNDER INFLUENCE		4511.19	169	45	214	17	231	2.07
<b>FRAUD OFFENSES</b>			<b>115</b>	<b>22</b>	<b>137</b>	<b>43</b>	<b>180</b>	<b>1.61</b>
COUNTERFEITING		2913.30	14	3	17	2	19	.17
ENGAGING IN CRIMINAL ACTIVITY		2923.32	46	8	54	14	68	.61
FORGERY		2913.31	39	7	46	15	61	.55
ILLEGAL USE OF FOOD STAMPS		2913.46	1	0	1	1	2	.02
INSURANCE FRAUD		2913.47	1	0	1	0	1	.01
MISUSE OF CREDIT CARD		2913.21	3	2	5	3	8	.07
MONEY LAUNDERING		1315.55	2	1	3	0	3	.03
MOTOR VEHICLE CERTIFICATE FRAUD		4505.19	1	0	1	0	1	.01
PASSING BAD CHECKS		2913.11	2	0	2	3	5	.04
SECURITIES FRAUD		1707.44	2	0	2	0	2	.02
TELECOMMUNICATION FRAUD		2913.05	4	1	5	5	10	.09
<b>FIREARM &amp; RELATED OFFENSES</b>			<b>575</b>	<b>181</b>	<b>756</b>	<b>30</b>	<b>786</b>	<b>7.03</b>
CARRY CONCEALED WEAPON		2923.12	39	13	52	1	53	.47
FIREARMS SPECIFICATION		2941.14	5	4	9	0	9	.08
HAVING WEAPON WHILE UNDER DISABILITY		2923.13	448	129	577	23	600	5.37
POSSESSION OF CRIMINAL TOOLS		2923.24	7	3	10	0	10	.09
UNLAWFUL POSSESSION /HANDLE /DISCHARGE OF FIREARM	V	2923.16/.161	76	31	107	6	113	1.01
UNLAWFUL WEAPONS TRANSACTION		2923.20	0	1	1	0	1	.01
<b>OFFENSES AGAINST PUBLIC PEACE/JUSTICE/PUBLIC ADMINISTRATION</b>			<b>935</b>	<b>229</b>	<b>1,164</b>	<b>320</b>	<b>1,484</b>	<b>13.28</b>
ARSON REGISTRATION OFFENSE		2909.15	2	0	2	0	2	.02
BRIBERY		2921.02	4	2	6	1	7	.06
DISRUPTING PUBLIC SERVICE		2909.04	10	3	13	1	14	.13
ESCAPE	V	2921.34	95	46	141	25	166	1.49
ETHNIC INTIMIDATION		2927.12	1	0	1	0	1	.01
FALSE ALARMS		2917.32	1	0	1	0	1	.01
FALSIFICATION		2921.13	0	1	1	0	1	.01
HARRASSMENT BY INMATE		2921.38	15	5	20	2	22	.20
ILLEGAL WEAPONS IN CORRECTION FACILITY		2921.36	81	20	101	91	192	1.72
INDUCING PANIC	V	2917.31	3	1	4	1	5	.04
INTERFERE WITH CUSTODY		2919.23	1	0	1	1	2	.02
INTIMIDATION	V	2921.03	9	6	15	0	15	.13
INTIMIDATION OF CRIME VICTIM OR WITNESS	V	2921.04	7	5	12	1	13	.12
OBSTRUCTING JUSTICE		2921.32	7	5	12	3	15	.13

**NUMBER OF COMMITMENTS, BY OFFENSE CATEGORY, OFFENSE, AND RECEPTION CENTER,  
CALENDAR YEAR 2020  
(continued)**

MOST SERIOUS OFFENSE*	**	Ohio Revised Code (O.R.C.)	CRC MALE	LORCI MALE	TOTAL MALE	ORW FEMALE	DEPT. TOTAL	% OF TOTAL
<b>OFFENSES AGAINST PUBLIC PEACE/JUSTICE/PUBLIC ADMINISTRATION - CONT'D</b>								
OBSTRUCTING OFFICIAL BUSINESS		2921.31	11	4	15	0	15	.13
PARTICIPATING IN CRIMINAL GANG		2923.42	5	2	7	0	7	.06
PERJURY		2921.11	2	0	2	0	2	.02
RECOGNIZANCE VIOLATION		2937.29/99	126	15	141	54	195	1.75
RESISTING ARREST		2921.33/331	334	59	393	48	441	3.95
RETALIATION		2921.05	2	3	5	1	6	.05
TAKING IDENTITY OF ANOTHER		2913.49	18	4	22	13	35	.31
TAMPERING WITH EVIDENCE		2921.12	134	35	169	67	236	2.11
TAMPERING WITH RECORDS		2913.42	3	1	4	5	9	.08
TELECOMMUNICATIONS HARRASSMENT		2917.21	3	2	5	0	5	.04
THEFT IN OFFICE		2921.41	2	0	2	1	3	.03
VIOLATION OF PROTECT ORDER		2919.27	59	10	69	5	74	.66
<b>OTHER FELONY OFFENSES</b>			<b>3</b>	<b>1</b>	<b>4</b>	<b>1</b>	<b>5</b>	<b>.04</b>
ABUSE OF COMPANION ANIMAL		959.131	3	1	4	1	5	.04
<b>TOTAL FELONY OFFENSES</b>			<b>7,609</b>	<b>1,969</b>	<b>9,578</b>	<b>1,596</b>	<b>11,174</b>	<b>100.00</b>

**Figure 3. Commitments by Offense Category**



**NUMBER OF COMMITMENTS, BY OFFENSE CATEGORY, OFFENSE, AND FELONY LEVEL SORTED BY GENDER  
CALENDAR YEAR 2020**

MOST SERIOUS OFFENSE*	**	Ohio Revised Code (O.R.C.)	1ST		2ND		3RD		4TH		5TH		LIFE/DEATH		DEPT.**** TOTAL	Other/ Unclassified	% OF TOTAL
			Male	Female	Male	Female	Male	Female	Male	Female	Male	Female	Male	Female			
<b>CRIMES AGAINST PERSONS (EXCLUDING SEX OFFENSES)</b>			<b>459</b>	<b>35</b>	<b>693</b>	<b>80</b>	<b>609</b>	<b>91</b>	<b>524</b>	<b>55</b>	<b>107</b>	<b>11</b>	<b>86</b>	<b>8</b>	<b>2,758</b>	<b>0</b>	<b>24.68</b>
ABDUCTION	V	2905.02	0	0	0	0	54	2	0	0	0	0	0	0	56	0	0.50
ATT ABDUCTION	V		0	0	0	0	1	0	11	0	0	0	0	0	12	0	0.11
AGGRAVATED ARSON	V	2909.02	13	3	16	2	2	0	0	0	0	0	0	0	36	0	0.32
ATT AGGRAVATED ARSON	V		0	0	4	0	6	2	0	0	0	0	0	0	12	0	0.11
AGGRAVATED ASSAULT	V	2903.12	0	0	0	0	2	0	114	14	4	1	0	0	135	0	1.21
AGGRAVATED MENACING	V	2903.21/.211	0	0	0	0	0	0	20	2	3	0	0	0	25	0	0.22
AGGRAVATED MURDER	V	2903.01	4	1	0	0	0	0	0	0	0	0	32	4	41	0	0.37
ATT AGGRAVATED MURDER	V		2	0	0	1	1	0	0	0	0	0	0	0	4	0	0.04
AGGRAVATED RIOT	V	2917.02	0	0	0	0	5	0	1	0	0	0	0	0	6	0	0.05
AGGRAVATED VEHICULAR ASSAULT		2903.08	0	0	12	3	35	15	14	3	0	0	0	0	82	0	0.73
AGGRAVATED VEHICULAR HOMICIDE		2903.06	8	0	20	4	14	4	1	1	0	0	0	0	52	0	0.47
ASSAULT	V	2903.13	0	0	0	0	10	0	77	14	16	6	0	0	123	0	1.10
CHILD ENDANGERMENT	V***	2919.22	1	0	25	6	33	23	9	6	1	0	0	0	104	0	0.93
DOMESTIC VIOLENCE	V	2919.25	0	0	0	0	161	6	242	11	41	0	0	0	461	0	4.13
EXTORTION	V	2905.11	0	0	0	0	5	0	0	0	0	0	0	0	5	0	0.04
FELONIOUS ASSAULT	V	2903.11	26	1	403	45	10	3	0	0	0	0	0	0	488	0	4.37
ATT FELONIOUS ASSAULT	V		0	0	9	0	101	12	0	0	0	0	0	0	122	0	1.09
INVOLUNTARY MANSLAUGHTER	V	2903.04	89	14	1	0	12	2	0	0	0	0	0	0	118	0	1.06
KIDNAPPING	V	2905.01	43	0	6	0	2	0	0	0	0	0	2	0	53	0	0.47
MAKING TERRORISTIC THREATS	V	2909.23	0	0	0	0	0	0	1	0	0	0	0	0	1	0	0.01
MURDER	V	2903.02	7	0	0	0	0	0	0	0	0	0	50	3	60	0	0.54
ATT MURDER	V		28	2	0	0	0	0	0	0	0	0	0	0	30	0	0.27
NONSUPPORT OF DEPENDENTS		2919.21	0	0	0	0	0	0	23	1	42	4	0	0	70	0	0.63
PATIENT ABUSE OR NEGLECT	V	2903.34	0	0	0	0	0	0	1	0	0	0	0	0	1	0	0.01
TRAFFICKING IN PERSONS	V	2905.32	2	1	0	0	0	0	0	0	0	0	0	0	3	0	0.03
VOLUNTARY MANSLAUGHTER	V	2903.03	19	4	0	0	0	0	0	0	0	0	0	0	23	0	0.21
<b>ROBBERY OFFENSES</b>			<b>217</b>	<b>9</b>	<b>197</b>	<b>19</b>	<b>155</b>	<b>22</b>	<b>10</b>	<b>3</b>	<b>0</b>	<b>0</b>	<b>2</b>	<b>1</b>	<b>635</b>	<b>0</b>	<b>5.68</b>
AGGRAVATED ROBBERY	V	2911.01	214	9	4	1	0	0	0	0	0	0	2	1	231	0	2.07
ATTEMPTED AGGRAVATED ROBBERY	V		3	0	15	0	1	0	1	0	0	0	0	0	20	0	0.18
ROBBERY (INCLUDES ATTEMPTS)	V	2911.02	<b>0</b>	<b>0</b>	<b>178</b>	<b>18</b>	<b>154</b>	<b>22</b>	<b>9</b>	<b>3</b>	<b>0</b>	<b>0</b>	<b>0</b>	<b>0</b>	<b>384</b>	<b>0</b>	<b>3.44</b>
2nd Degree Felony	V		0	0	178	18	0	0	0	0	0	0	0	0	196	0	1.75
3rd Degree Felony	V		0	0	0	0	154	22	0	0	0	0	0	0	176	0	1.58
4th Degree Felony	V		0	0	0	0	0	0	9	3	0	0	0	0	12	0	0.11
<b>SEX OFFENSES</b>			<b>172</b>	<b>5</b>	<b>112</b>	<b>3</b>	<b>328</b>	<b>8</b>	<b>196</b>	<b>8</b>	<b>40</b>	<b>1</b>	<b>83</b>	<b>5</b>	<b>961</b>	<b>0</b>	<b>8.60</b>
COMPEL PROSTITUTION		2907.21	0	0	0	0	5	0	0	0	0	0	0	0	5	0	0.04
DISSEMINATING MATTER HARMFUL TO JUVENILES		2907.31	0	0	0	0	0	0	3	0	5	0	0	0	8	0	0.07
FAILURE TO NOTIFY CHANGE ADDRESS		2950.05	15	0	13	1	85	0	56	1	3	1	0	0	175	0	1.57
FAILURE TO REGISTER SEX OFFENSE		2950.04	2	0	1	0	21	0	8	0	0	0	0	0	32	0	0.29
FAILURE TO VERIFY ADDRESS		2950.06	5	0	2	1	10	0	15	0	1	0	0	0	34	0	0.30
GROSS SEXUAL IMPOSITION	V	2907.05	0	0	0	0	77	1	32	1	1	0	3	0	115	0	1.03
IMPORTUNING		2907.07	0	0	1	0	4	0	1	0	13	0	0	0	19	0	0.17
PANDERING OBSCENITY		2907.32	0	0	62	0	7	0	18	0	5	0	0	0	92	0	0.82
PROMOTING PROSTITUTION		2907.22	0	0	0	0	0	0	1	0	0	0	0	0	1	0	0.01
PUBLIC INDECENCY		2907.09	0	0	0	0	0	0	0	0	5	0	0	0	5	0	0.04
RAPE	V	2907.02	147	5	2	0	0	0	0	0	0	0	80	5	239	0	2.14
ATT RAPE	V		2	0	5	1	0	0	0	0	0	0	0	0	8	0	0.07
SEXUAL BATTERY	V	2907.03	0	0	19	0	74	1	0	0	0	0	0	0	94	0	0.84
ATT SEXUAL BATTERY	V		0	0	0	0	3	0	1	0	0	0	0	0	4	0	0.04
SEX OFFENDER REGISTRATION PENALTIES		2950.99	0	0	0	0	3	0	1	0	0	0	0	0	4	0	0.04
SOLICITING YOUTH /SOLICIT WITH HIV		2907.24	0	0	0	0	0	1	0	0	1	0	0	0	2	0	0.02
UNLAWFUL SEXUAL CONDUCT WITH MINOR		2907.04	1	0	7	0	38	5	50	6	0	0	0	0	107	0	0.96
ATT UNLAWFUL SEXUAL CONDUCT WITH MINOR			0	0	0	0	1	0	10	0	5	0	0	0	16	0	0.14
VOYEURISM		2907.08	0	0	0	0	0	0	0	0	1	0	0	0	1	0	0.01
<b>BURGLARY OFFENSES</b>			<b>93</b>	<b>4</b>	<b>219</b>	<b>31</b>	<b>283</b>	<b>51</b>	<b>145</b>	<b>23</b>	<b>8</b>	<b>1</b>	<b>0</b>	<b>0</b>	<b>858</b>	<b>0</b>	<b>7.68</b>
AGGRAVATED BURGLARY	V	2911.11	93	4	0	0	0	0	0	0	0	0	0	0	97	0	0.87
ATTEMPTED AGGRAVATED BURGLARY	V		0	0	5	1	0	0	0	0	0	0	0	0	6	0	0.05
BURGLARY	V	2911.12	<b>0</b>	<b>0</b>	<b>214</b>	<b>30</b>	<b>283</b>	<b>51</b>	<b>145</b>	<b>23</b>	<b>8</b>	<b>1</b>	<b>0</b>	<b>0</b>	<b>755</b>	<b>0</b>	<b>6.76</b>
2nd Degree Felony	V		0	0	214	30	0	0	0	0	0	0	0	0	244	0	2.18
3rd Degree Felony	V		0	0	0	0	283	51	0	0	0	0	0	0	334	0	2.99
4th Degree Felony	V***		0	0	0	0	0	0	145	23	0	0	0	0	168	0	1.50
5th Degree Felony (Attempt)			0	0	0	0	0	0	0	0	8	1	0	0	9	0	0.08



**NUMBER OF COMMITMENTS, BY OFFENSE CATEGORY, OFFENSE, AND FELONY LEVEL SORTED BY GENDER  
CALENDAR YEAR 2020  
(continued)**

MOST SERIOUS OFFENSE*	**	Ohio Revised Code (O.R.C.)	1ST		2ND		3RD		4TH		5TH		LIFE/DEATH		DEPT.**** TOTAL	Other/ Unclassified	% OF TOTAL
			Male	Female	Male	Female	Male	Female	Male	Female	Male	Female	Male	Female			
<b>PROPERTY OFFENSES</b>			<b>8</b>	<b>0</b>	<b>7</b>	<b>3</b>	<b>71</b>	<b>23</b>	<b>325</b>	<b>44</b>	<b>298</b>	<b>58</b>	<b>0</b>	<b>0</b>	<b>837</b>	<b>0</b>	<b>7.49</b>
ARSON	V	2909.03	0	0	0	0	1	0	11	0	1	1	0	0	14	0	0.13
BREAKING AND ENTERING		2911.13	0	0	0	0	0	0	0	0	90	7	0	0	97	0	0.87
RECEIVING STOLEN PROPERTY		2913.51	0	0	0	0	2	1	142	10	60	10	0	0	225	0	2.01
SAFECRACKING		2911.31	0	0	0	0	0	0	13	0	0	0	0	0	13	0	0.12
TAMPERING WITH COIN MACHINE		2911.32	0	0	0	0	0	0	0	0	6	0	0	0	6	0	0.05
THEFT (FELONY)		2913.02	8	0	7	3	68	22	157	34	115	37	0	0	451	0	4.04
UNAUTHORIZED USE OF MOTOR VEHICLE		2913.03	0	0	0	0	0	0	0	0	5	2	0	0	7	0	0.06
VANDALISM		2909.05	0	0	0	0	0	0	2	0	21	1	0	0	24	0	0.21
<b>DRUG OFFENSES</b>			<b>198</b>	<b>23</b>	<b>391</b>	<b>67</b>	<b>742</b>	<b>179</b>	<b>273</b>	<b>72</b>	<b>825</b>	<b>295</b>	<b>0</b>	<b>0</b>	<b>3,065</b>	<b>0</b>	<b>27.43</b>
ABUSING HARMFUL INTOXICANTS		2925.31	0	0	0	0	0	0	0	0	1	1	0	0	2	0	0.02
CORRUPTION OF ANOTHER WITH DRUGS		2925.02	0	0	15	4	9	2	1	0	0	0	0	0	31	0	0.28
COUNTERFEIT CONTROLLED SUBSTANCE OFFENSE		2925.37	0	0	0	0	0	0	4	0	2	1	0	0	7	0	0.06
DECEPTION TO OBTAIN DRUG		2925.22	0	0	1	1	1	2	2	2	0	1	0	0	10	0	0.09
DRUG LAW PHARMACY VIOLATION		4729.51	0	0	0	0	0	0	1	1	2	1	0	0	5	0	0.04
DRUG POSSESSION		2925.11	63	9	175	28	393	93	72	28	750	271	0	0	1,882	0	16.84
ILLEGAL MANUFACTURE OF DRUGS		2925.04/.041	2	0	9	1	19	6	5	0	0	0	0	0	42	0	0.38
ILLEGAL PROCESSING OF DRUG DOCUMENT		2925.23	0	0	0	0	0	0	1	1	0	0	0	0	2	0	0.02
PERMIT DRUG ABUSE		2925.13	0	0	0	0	0	0	0	0	2	4	0	0	6	0	0.05
TAMPERING WITH DRUGS		2925.24	0	0	0	0	1	1	0	0	0	0	0	0	2	0	0.02
TRAFFICKING IN DRUGS		2925.03	133	14	191	33	319	75	187	40	68	16	0	0	1,076	0	9.63
<b>MOTOR VEHICLE OFFENSES</b>			<b>0</b>	<b>0</b>	<b>3</b>	<b>0</b>	<b>113</b>	<b>8</b>	<b>104</b>	<b>9</b>	<b>2</b>	<b>1</b>	<b>0</b>	<b>0</b>	<b>240</b>	<b>0</b>	<b>2.15</b>
DRIVING UNDER LIFETIME SUSPENSION		4510.18	0	0	0	0	1	0	0	0	0	0	0	0	1	0	0.01
FAILURE TO STOP MV AFTER ACCIDENT		4549.02	0	0	3	0	2	0	0	0	2	1	0	0	8	0	0.07
OPERATING VEHICLE UNDER INFLUENCE		4511.19	0	0	0	0	110	8	104	9	0	0	0	0	231	0	2.07
<b>FRAUD OFFENSES</b>			<b>20</b>	<b>4</b>	<b>26</b>	<b>10</b>	<b>16</b>	<b>6</b>	<b>24</b>	<b>8</b>	<b>50</b>	<b>15</b>	<b>0</b>	<b>0</b>	<b>179</b>	<b>1</b>	<b>1.61</b>
COUNTERFEITING		2913.30	0	0	0	0	1	1	14	1	2	0	0	0	19	0	0.17
ENGAGING IN CRIMINAL ACTIVITY		2923.32	20	4	23	8	11	2	0	0	0	0	0	0	68	0	0.61
FORGERY		2913.31	0	0	1	0	0	1	3	2	42	12	0	0	61	0	0.55
ILLEGAL USE OF FOOD STAMPS		2913.46	0	0	0	0	0	0	0	0	1	1	0	0	2	0	0.02
INSURANCE FRAUD		2913.47	0	0	0	0	0	0	0	0	1	0	0	0	1	0	0.01
MISUSE OF CREDIT CARD		2913.21	0	0	0	0	0	0	4	3	1	0	0	0	8	0	0.07
MONEY LAUNDERING		1315.55	0	0	0	0	3	0	0	0	0	0	0	0	3	0	0.03
MOTOR VEHICLE CERTIFICATE FRAUD		4505.19	0	0	0	0	0	0	0	0	0	0	0	0	0	1	0.01
PASSING BAD CHECKS		2913.11	0	0	0	0	0	0	1	1	1	2	0	0	5	0	0.04
SECURITIES FRAUD		1707.44	0	0	1	0	1	0	0	0	0	0	0	0	2	0	0.02
TELECOMMUNICATION FRAUD		2913.05	0	0	1	2	0	2	2	1	2	0	0	0	10	0	0.09
<b>FIREARM &amp; RELATED OFFENSES</b>			<b>6</b>	<b>1</b>	<b>31</b>	<b>1</b>	<b>563</b>	<b>25</b>	<b>143</b>	<b>3</b>	<b>10</b>	<b>0</b>	<b>1</b>	<b>0</b>	<b>784</b>	<b>2</b>	<b>7.03</b>
CARRY CONCEALED WEAPON		2923.12	0	0	0	0	3	1	45	0	4	0	0	0	53	0	0.47
FIREARMS SPECIFICATION		2941.14	2	0	1	0	4	0	0	0	0	0	0	0	7	2	0.08
HAVING WEAPON WHILE UNDER DISABILITY		2923.13	0	0	2	0	539	22	34	1	1	0	1	0	600	0	5.37
POSSESSION OF CRIMINAL TOOLS		2923.24	0	0	5	0	1	0	0	0	4	0	0	0	10	0	0.09
UNLAWFUL POSSESSION /HANDLE /DISCHARGE OF FIREARM	V	2923.16/.161	4	1	23	1	16	2	63	2	1	0	0	0	113	0	1.01
UNLAWFUL WEAPONS TRANSACTION		2923.20	0	0	0	0	0	0	1	0	0	0	0	0	1	0	0.01

**NUMBER OF COMMITMENTS, BY OFFENSE CATEGORY, OFFENSE, AND FELONY LEVEL SORTED BY GENDER  
CALENDAR YEAR 2020  
(continued)**

MOST SERIOUS OFFENSE*	**	Ohio Revised Code (O.R.C.)	1ST		2ND		3RD		4TH		5TH		LIFE/DEATH		DEPT.**** TOTAL	Other/ Unclassified	% OF TOTAL
			Male	Female	Male	Female	Male	Female	Male	Female	Male	Female	Male	Female			
<b>OFFENSES AGAINST PUBLIC PEACE/JUSTICE/PUBLIC ADMINISTRATION</b>			0	0	17	1	754	199	248	100	145	20	0	0	1,484	0	13.28
ARSON REGISTRATION OFFENSE		2909.15	0	0	0	0	0	0	0	0	2	0	0	0	2	0	0.02
BRIBERY		2921.02	0	0	0	0	4	1	2	0	0	0	0	0	7	0	0.06
DISRUPTING PUBLIC SERVICE		2909.04	0	0	0	0	0	0	12	1	1	0	0	0	14	0	0.13
ESCAPE	V	2921.34	0	0	9	1	61	16	14	1	57	7	0	0	166	0	1.49
ETHNIC INTIMIDATION		2927.12	0	0	0	0	0	0	0	0	1	0	0	0	1	0	0.01
FALSE ALARMS		2917.32	0	0	0	0	1	0	0	0	0	0	0	0	1	0	0.01
FALSIFICATION		2921.13	0	0	0	0	0	0	1	0	0	0	0	0	1	0	0.01
HARRASSMENT BY INMATE		2921.38	0	0	0	0	8	2	0	0	12	0	0	0	22	0	0.20
ILLEGAL WEAPONS IN CORRECTION FACILITY		2921.36	0	0	0	0	89	79	12	12	0	0	0	0	192	0	1.72
INDUCING PANIC	V	2917.31	0	0	1	0	2	0	1	1	0	0	0	0	5	0	0.04
INTERFERE WITH CUSTODY		2919.23	0	0	0	0	0	0	0	1	1	0	0	0	2	0	0.02
INTIMIDATION	V	2921.03	0	0	0	0	12	0	3	0	0	0	0	0	15	0	0.13
INTIMIDATION OF CRIME VICTIM OR WITNESS	V	2921.04	0	0	0	0	11	1	1	0	0	0	0	0	13	0	0.12
OBSTRUCTING JUSTICE		2921.32	0	0	0	0	9	3	0	0	3	0	0	0	15	0	0.13
OBSTRUCTING OFFICIAL BUSINESS		2921.31	0	0	0	0	0	0	0	0	15	0	0	0	15	0	0.13
PARTICIPATING IN CRIMINAL GANG		2923.42	0	0	7	0	0	0	0	0	0	0	0	0	7	0	0.06
PERJURY		2921.11	0	0	0	0	2	0	0	0	0	0	0	0	2	0	0.02
RECOGNIZANCE VIOLATION		2937.29/99	0	0	0	0	0	0	138	53	3	1	0	0	195	0	1.75
RESISTING ARREST		2921.33/331	0	0	0	0	361	42	32	6	0	0	0	0	441	0	3.95
RETALIATION		2921.05	0	0	0	0	4	0	1	1	0	0	0	0	6	0	0.05
TAKING IDENTITY OF ANOTHER		2913.49	0	0	0	0	8	2	8	4	6	7	0	0	35	0	0.31
TAMPERING WITH EVIDENCE		2921.12	0	0	0	0	149	51	20	16	0	0	0	0	236	0	2.11
TAMPERING WITH RECORDS		2913.42	0	0	0	0	3	1	1	4	0	0	0	0	9	0	0.08
TELECOMMUNICATIONS HARRASSMENT		2917.21	0	0	0	0	0	0	0	0	5	0	0	0	5	0	0.04
THEFT IN OFFICE		2921.41	0	0	0	0	1	1	1	0	0	0	0	0	3	0	0.03
VIOLATION OF PROTECT ORDER		2919.27	0	0	0	0	29	0	1	0	39	5	0	0	74	0	0.66
<b>OTHER FELONY OFFENSES</b>			0	0	0	0	0	0	0	0	4	1	0	0	5	0	.04
ABUSE OF COMPANION ANIMAL		959.131	0	0	0	0	0	0	0	0	4	1	0	0	5	0	0.04
<b>TOTAL FELONY OFFENSES</b>			956	72	1,499	196	3,479	590	1,982	322	1,489	403	170	13	11,171	3	100.00

\* FOR SOME CRIMES AGAINST PERSONS, SEX OFFENSES AND AGGRAVATED BURGLARY, ATTEMPTED OFFENSES ARE REPORTED SEPARATELY. FOR OTHER CRIMES, ATTEMPTED OFFENSES ARE INCLUDED IN THE PRIMARY CATEGORIES.  
 \*\* 'V' SIGNIFIES A CRIME OF VIOLENCE IN ACCORDANCE WITH O.R.C. 2901.01 (A)(9)(a).  
 \*\*\* ONLY SOME CASES ARE VIOLENT.  
 \*\*\*\* 3 CASES OF UNCLASSIFIED FELONY LEVELS NOT INCLUDED IN DEPT. TOTAL.

NUMBER OF COMMITMENTS BY FELONY LEVEL OF MOST SERIOUS CONVICTION OFFENSE SORTED BY GENDER						
FELONY LEVEL	MALE		FEMALE		TOTAL	
	N	%	N	%	N	%
DEATH	0	0.00	0	0.00	0	0.00
LIFE	170	1.77	13	0.81	183	1.64
FIRST	956	9.98	72	4.51	1,028	9.20
SECOND	1,499	15.65	196	12.28	1,695	15.17
THIRD	3,479	36.32	590	36.97	4,069	36.41
FOURTH	1,982	20.69	322	20.18	2,304	20.62
FIFTH	1,489	15.55	403	25.25	1,892	16.93
UNCLASSIFIED	3	0.03	0	0.00	3	0.03
<b>TOTAL</b>	9,578	100.00	1,596	100.00	11,174	100.00
<b>% OF TOTAL COMMITMENTS</b>		85.72		14.28		100.00

**CY 2020 TOTAL COMMITMENTS TABLE:  
LIFE/DEATH, 1ST, 2ND, 3RD, 4TH AND 5TH DEGREE FELONS,  
BY COUNTY OF COMMITMENT\***

COMMITTING COUNTY	1ST DEG	2ND DEG	3RD DEG	4TH DEG	5TH DEG	TOTAL 3,4,5	PERCENT 3,4,5	TOTAL 1,2	LIFE/ DEATH	TOTAL COMMITTS
ADAMS	3	12	11	8	17	36	69.23	15	1	52
ALLEN	22	26	39	10	5	54	50.47	48	5	107
ASHLAND	5	4	23	18	35	76	86.36	9	3	88
ASHTABULA	16	26	46	21	2	69	61.61	42	1	112
ATHENS	9	13	20	1	3	24	48.98	22	3	49
AUGLAIZE	3	3	14	23	17	54	90.00	6	0	60
BELMONT	7	12	28	22	9	59	73.75	19	2	80
BROWN	1	13	33	20	3	56	78.87	14	1	71
BUTLER	21	33	90	78	48	216	78.26	54	6	276
CARROLL	3	1	9	6	2	17	80.95	4	0	21
CHAMPAIGN	0	5	22	21	17	60	90.91	5	1	66
CLARK	13	16	74	56	63	193	85.02	29	5	227
CLERMONT	9	22	71	25	63	159	81.54	31	5	195
CLINTON	6	7	21	18	9	48	78.69	13	0	61
COLUMBIANA	5	12	38	30	30	98	85.22	17	0	115
COSHOCTON	13	9	25	20	6	51	66.23	22	4	77
CRAWFORD	5	11	64	42	128	234	93.23	16	1	251
CUYAHOGA	154	209	316	199	90	605	61.11	363	22	990
DARKE	4	4	13	2	0	15	65.22	8	0	23
DEFIANCE	5	13	27	23	7	57	76.00	18	0	75
DELAWARE	14	13	30	13	11	54	63.53	27	4	85
ERIE	3	11	35	20	18	73	82.95	14	1	88
FAIRFIELD	13	22	79	44	59	182	83.49	35	1	218
FAYETTE	3	10	39	34	19	92	85.98	13	2	107
FRANKLIN	81	140	185	65	14	264	53.66	221	7	492
FULTON	2	4	7	15	10	32	84.21	6	0	38
GALLIA	9	16	12	8	9	29	52.73	25	1	55
GEAUGA	0	0	8	6	0	14	100.00	0	0	14
GREENE	14	22	76	27	27	130	76.92	36	3	169
GUERNSEY	6	11	29	28	33	90	82.57	17	2	109
HAMILTON	50	70	346	82	59	487	79.97	120	2	609
HANCOCK	8	7	29	24	18	71	82.56	15	0	86
HARDIN	1	4	18	15	13	46	90.20	5	0	51
HARRISON	0	4	7	3	0	10	71.43	4	0	14
HENRY	1	0	6	3	1	10	90.91	1	0	11
HIGHLAND	1	15	31	24	18	73	79.35	16	3	92
HOCKING	2	2	20	7	2	29	87.88	4	0	33
HOLMES	0	3	6	10	5	21	87.50	3	0	24
HURON	1	12	46	30	4	80	85.11	13	1	94
JACKSON	2	5	17	8	12	37	78.72	7	3	47
JEFFERSON	11	20	31	15	11	57	64.04	31	1	89
KNOX	1	12	31	13	9	53	79.10	13	1	67
LAKE	9	23	71	61	91	223	87.11	32	1	256
LAWRENCE	7	12	50	12	19	81	81.00	19	0	100
LICKING	21	41	77	55	25	157	70.72	62	3	222
LOGAN	2	9	17	12	8	37	75.51	11	1	49

LORAIN	28	34	67	20	7	94	59.12	62	3	159
LUCAS	35	53	58	46	9	113	54.07	88	8	209
MADISON	4	6	14	9	15	38	79.17	10	0	48
MAHONING	25	20	87	48	34	169	76.47	45	7	221
MARION	13	12	52	58	32	142	84.52	25	1	168
MEDINA	10	30	41	9	2	52	56.52	40	0	92
MEIGS	2	3	11	5	5	21	77.78	5	1	27
MERCER	0	4	9	13	8	30	85.71	4	1	35
MIAMI	6	11	37	26	39	102	85.00	17	1	120
MONROE	0	4	4	5	0	9	69.23	4	0	13
MONTGOMERY	62	75	151	56	66	273	65.00	137	10	420
MORGAN	2	2	6	5	0	11	73.33	4	0	15
MORROW	4	1	5	6	3	14	73.68	5	0	19
MUSKINGUM	23	47	97	77	117	291	79.73	70	4	365
NOBLE	0	2	13	3	1	17	89.47	2	0	19
OTTAWA	2	2	9	5	0	14	73.68	4	1	19
PAULDING	1	1	13	10	4	27	93.10	2	0	29
PERRY	2	12	10	6	6	22	61.11	14	0	36
PICKAWAY	6	22	33	24	8	65	68.42	28	2	95
PIKE	1	1	7	4	1	12	85.71	2	0	14
PORTAGE	9	21	58	29	19	106	76.81	30	2	138
PREBLE	6	8	10	8	2	20	58.82	14	0	34
PUTNAM	2	3	6	11	2	19	79.17	5	0	24
RICHLAND	25	25	111	81	121	313	85.99	50	1	364
ROSS	11	31	53	43	21	117	72.67	42	2	161
SANDUSKY	5	8	17	13	7	37	72.55	13	1	51
SCIOTO	13	22	58	41	26	125	76.22	35	4	164
SENECA	2	2	31	11	3	45	90.00	4	1	50
SHELBY	1	4	24	33	48	105	94.59	5	1	111
STARK	52	78	164	82	40	286	67.45	130	8	424
SUMMIT	30	67	173	50	18	241	69.45	97	9	347
TRUMBULL	19	26	77	35	80	192	79.34	45	5	242
TUSCARAWAS	7	12	22	10	6	38	62.30	19	4	61
UNION	6	14	7	1	3	11	34.38	20	1	32
VAN WERT	2	2	21	15	1	37	90.24	4	0	41
VINTON	0	0	5	5	0	10	100.00	0	0	10
WARREN	23	44	88	23	33	144	67.29	67	3	214
WASHINGTON	0	14	28	23	2	53	77.94	14	1	68
WAYNE	5	6	23	6	7	36	76.60	11	0	47
WILLIAMS	6	4	26	22	6	54	84.38	10	0	64
WOOD	8	20	41	42	29	112	78.87	28	2	142
WYANDOT	0	5	14	8	12	34	82.93	5	2	41
NOT REPORTED	2	0	1	0	0	1	33.33	2	0	3
TOTAL*	1,026	1,697	4,069	2,304	1,892	8,265		2,723	183	11,171
AVERAGE PER COUNTY	11.66	19.28	46.24	26.18	21.50	93.92	73.99	30.94	2.08	126.94

\* 3 cases of unclassified felony levels not included

**CY 2020 MALE COMMITMENTS TABLE:  
LIFE/DEATH, 1ST, 2ND, 3RD, 4TH AND 5TH DEGREE FELONS,  
BY COUNTY OF COMMITMENT\***

COMMITTING COUNTY	1ST DEG	2ND DEG	3RD DEG	4TH DEG	5TH DEG	TOTAL 3,4,5	PERCENT 3,4,5	TOTAL 1,2	LIFE/DEATH	TOTAL COMMITS
ADAMS	3	10	8	6	15	29	67.44	13	1	43
ALLEN	22	23	34	10	4	48	48.98	45	5	98
ASHLAND	5	3	16	13	24	53	82.81	8	3	64
ASHTABULA	14	25	40	19	1	60	60.00	39	1	100
ATHENS	8	12	18	1	3	22	50.00	20	2	44
AUGLAIZE	3	2	11	19	15	45	90.00	5	0	50
BELMONT	6	11	25	18	6	49	72.06	17	2	68
BROWN	1	9	27	17	3	47	82.46	10	0	57
BUTLER	17	27	77	67	40	184	78.63	44	6	234
CARROLL	3	1	7	6	1	14	77.78	4	0	18
CHAMPAIGN	0	4	17	16	13	46	90.20	4	1	51
CLARK	13	16	64	50	48	162	83.08	29	4	195
CLERMONT	9	21	54	20	48	122	77.71	30	5	157
CLINTON	6	7	17	15	5	37	74.00	13	0	50
COLUMBIANA	5	12	31	28	20	79	82.29	17	0	96
COSHOCTON	10	6	22	15	6	43	69.35	16	3	62
CRAWFORD	4	9	47	33	83	163	92.09	13	1	177
CUYAHOGA	148	196	299	184	84	567	60.84	344	21	932
DARKE	4	3	9	2	0	11	61.11	7	0	18
DEFIANCE	4	8	26	17	5	48	80.00	12	0	60
DELAWARE	14	13	26	11	11	48	60.76	27	4	79
ERIE	3	9	27	19	14	60	82.19	12	1	73
FAIRFIELD	11	18	64	36	45	145	82.86	29	1	175
FAYETTE	3	7	32	30	17	79	86.81	10	2	91
FRANKLIN	73	126	168	62	13	243	54.12	199	7	449
FULTON	2	3	7	13	10	30	85.71	5	0	35
GALLIA	8	12	11	6	7	24	53.33	20	1	45
GEAUGA	0	0	8	6	0	14	100.00	0	0	14
GREENE	11	18	60	22	24	106	76.81	29	3	138
GUERNSEY	6	10	25	24	23	72	80.90	16	1	89
HAMILTON	48	64	321	74	51	446	79.79	112	1	559
HANCOCK	7	7	25	21	16	62	81.58	14	0	76
HARDIN	1	4	14	13	12	39	88.64	5	0	44
HARRISON	0	3	7	3	0	10	76.92	3	0	13
HENRY	1	0	3	2	1	6	85.71	1	0	7
HIGHLAND	1	12	28	22	14	64	81.01	13	2	79
HOCKING	2	2	15	5	2	22	84.62	4	0	26
HOLMES	0	3	4	9	5	18	85.71	3	0	21
HURON	1	10	33	26	3	62	83.78	11	1	74
JACKSON	2	5	12	7	11	30	76.92	7	2	39
JEFFERSON	8	18	27	12	10	49	64.47	26	1	76
KNOX	1	10	25	10	9	44	78.57	11	1	56
LAKE	9	21	61	52	65	178	85.58	30	0	208
LAWRENCE	7	9	40	9	17	66	80.49	16	0	82
LICKING	18	36	63	50	21	134	70.16	54	3	191
LOGAN	2	8	14	12	6	32	74.42	10	1	43

LORAIN	28	30	63	20	7	90	59.60	58	3	151
LUCAS	33	49	50	38	9	97	51.87	82	8	187
MADISON	3	6	11	9	11	31	77.50	9	0	40
MAHONING	23	17	74	44	28	146	75.65	40	7	193
MARION	13	10	44	43	28	115	82.73	23	1	139
MEDINA	9	23	37	9	1	47	59.49	32	0	79
MEIGS	2	3	8	5	2	15	71.43	5	1	21
MERCER	0	3	9	11	8	28	87.50	3	1	32
MIAMI	5	9	37	21	32	90	85.71	14	1	105
MONROE	0	3	2	4	0	6	66.67	3	0	9
MONTGOMERY	59	67	136	48	55	239	63.90	126	9	374
MORGAN	2	2	4	4	0	8	66.67	4	0	12
MORROW	4	0	4	6	3	13	76.47	4	0	17
MUSKINGUM	21	37	75	62	76	213	77.45	58	4	275
NOBLE	0	2	8	2	1	11	84.62	2	0	13
OTTAWA	2	1	7	3	0	10	71.43	3	1	14
PAULDING	1	1	11	9	4	24	92.31	2	0	26
PERRY	2	11	9	6	6	21	61.76	13	0	34
PICKAWAY	4	20	20	17	6	43	63.24	24	1	68
PIKE	1	1	6	4	1	11	84.62	2	0	13
PORTAGE	8	18	52	22	14	88	75.86	26	2	116
PREBLE	6	8	10	7	2	19	57.58	14	0	33
PUTNAM	2	3	5	9	2	16	76.19	5	0	21
RICHLAND	24	24	86	72	90	248	83.50	48	1	297
ROSS	9	24	36	32	14	82	70.09	33	2	117
SANDUSKY	5	8	15	12	7	34	70.83	13	1	48
SCIOTO	12	19	41	36	18	95	73.64	31	3	129
SENECA	2	2	27	10	3	40	88.89	4	1	45
SHELBY	1	4	21	29	39	89	93.68	5	1	95
STARK	48	72	145	75	37	257	66.75	120	8	385
SUMMIT	29	63	158	43	16	217	68.24	92	9	318
TRUMBULL	19	23	72	32	62	166	77.93	42	5	213
TUSCARAWAS	7	10	19	9	6	34	61.82	17	4	55
UNION	6	11	7	1	2	10	35.71	17	1	28
VAN WERT	2	2	15	14	1	30	88.24	4	0	34
VINTON	0	0	4	5	0	9	100.00	0	0	9
WARREN	18	37	77	22	24	123	67.96	55	3	181
WASHINGTON	0	13	22	18	1	41	74.55	13	1	55
WAYNE	4	6	18	5	4	27	72.97	10	0	37
WILLIAMS	5	3	21	14	6	41	83.67	8	0	49
WOOD	8	18	34	33	24	91	76.47	26	2	119
WYANDOT	0	5	9	5	8	22	75.86	5	2	29
NOT REPORTED	2	0	1	0	0	1	33.33	2	0	3
TOTAL*	953	1,501	3,479	1,982	1,489	6,950		2,454	170	9,574
AVERAGE PER COUNTY	10.83	17.06	39.53	22.52	16.92	78.98	72.59	27.89	1.93	108.80

\* 3 cases of unclassified felony levels not included

**CY 2020 FEMALE COMMITMENTS TABLE:  
LIFE/DEATH, 1ST, 2ND, 3RD, 4TH AND 5TH DEGREE FELONS,  
BY COUNTY OF COMMITMENT**

COMMITTING COUNTY	1ST DEG	2ND DEG	3RD DEG	4TH DEG	5TH DEG	TOTAL 3,4,5	PERCENT 3,4,5	TOTAL 1,2	LIFE/DEATH	TOTAL COMMITS
ADAMS	0	2	3	2	2	7	77.78	2	0	9
ALLEN	0	3	5	0	1	6	66.67	3	0	9
ASHLAND	0	1	7	5	11	23	95.83	1	0	24
ASHTABULA	2	1	6	2	1	9	75.00	3	0	12
ATHENS	1	1	2	0	0	2	40.00	2	1	5
AUGLAIZE	0	1	3	4	2	9	90.00	1	0	10
BELMONT	1	1	3	4	3	10	83.33	2	0	12
BROWN	0	4	6	3	0	9	64.29	4	1	14
BUTLER	4	6	13	11	8	32	76.19	10	0	42
CARROLL	0	0	2	0	1	3	100.00	0	0	3
CHAMPAIGN	0	1	5	5	4	14	93.33	1	0	15
CLARK	0	0	10	6	15	31	96.88	0	1	32
CLERMONT	0	1	17	5	15	37	97.37	1	0	38
CLINTON	0	0	4	3	4	11	100.00	0	0	11
COLUMBIANA	0	0	7	2	10	19	100.00	0	0	19
COSHOCTON	3	3	3	5	0	8	53.33	6	1	15
CRAWFORD	1	2	17	9	45	71	95.95	3	0	74
CUYAHOGA	6	13	17	15	6	38	65.52	19	1	58
DARKE	0	1	4	0	0	4	80.00	1	0	5
DEFIANCE	1	5	1	6	2	9	60.00	6	0	15
DELAWARE	0	0	4	2	0	6	100.00	0	0	6
ERIE	0	2	8	1	4	13	86.67	2	0	15
FAIRFIELD	2	4	15	8	14	37	86.05	6	0	43
FAYETTE	0	3	7	4	2	13	81.25	3	0	16
FRANKLIN	7	14	17	3	1	21	50.00	21	0	42
FULTON	0	1	0	2	0	2	66.67	1	0	3
GALLIA	1	4	1	2	2	5	50.00	5	0	10
GREENE	3	4	16	5	3	24	77.42	7	0	31
GUERNSEY	0	1	4	4	10	18	90.00	1	1	20
HAMILTON	2	6	25	8	8	41	82.00	8	1	50
HANCOCK	1	0	4	3	2	9	90.00	1	0	10
HARDIN	0	0	4	2	1	7	100.00	0	0	7
HARRISON	0	1	0	0	0	0	0.00	1	0	1
HENRY	0	0	3	1	0	4	100.00	0	0	4
HIGHLAND	0	3	3	2	4	9	69.23	3	1	13
HOCKING	0	0	5	2	0	7	100.00	0	0	7
HOLMES	0	0	2	1	0	3	100.00	0	0	3
HURON	0	2	13	4	1	18	90.00	2	0	20
JACKSON	0	0	5	1	1	7	87.50	0	1	8
JEFFERSON	3	2	4	3	1	8	61.54	5	0	13
KNOX	0	2	6	3	0	9	81.82	2	0	11
LAKE	0	2	10	9	26	45	93.75	2	1	48
LAWRENCE	0	3	10	3	2	15	83.33	3	0	18
LICKING	3	5	14	5	4	23	74.19	8	0	31
LOGAN	0	1	3	0	2	5	83.33	1	0	6
LORAIN	0	4	4	0	0	4	50.00	4	0	8

LUCAS	2	4	8	8	0	16	72.73	6	0	22
MADISON	1	0	3	0	4	7	87.50	1	0	8
MAHONING	2	3	13	4	6	23	82.14	5	0	28
MARION	0	2	8	15	4	27	93.10	2	0	29
MEDINA	1	7	4	0	1	5	38.46	8	0	13
MEIGS	0	0	3	0	3	6	100.00	0	0	6
MERCER	0	1	0	2	0	2	66.67	1	0	3
MIAMI	1	2	0	5	7	12	80.00	3	0	15
MONROE	0	1	2	1	0	3	75.00	1	0	4
MONTGOMERY	3	8	15	8	11	34	73.91	11	1	46
MORGAN	0	0	2	1	0	3	100.00	0	0	3
MORROW	0	1	1	0	0	1	50.00	1	0	2
MUSKINGUM	2	10	22	15	41	78	86.67	12	0	90
NOBLE	0	0	5	1	0	6	100.00	0	0	6
OTTAWA	0	1	2	2	0	4	80.00	1	0	5
PAULDING	0	0	2	1	0	3	100.00	0	0	3
PERRY	0	1	1	0	0	1	50.00	1	0	2
PICKAWAY	2	2	13	7	2	22	81.48	4	1	27
PIKE	0	0	1	0	0	1	100.00	0	0	1
PORTAGE	1	3	6	7	5	18	81.82	4	0	22
PREBLE	0	0	0	1	0	1	100.00	0	0	1
PUTNAM	0	0	1	2	0	3	100.00	0	0	3
RICHLAND	1	1	25	9	31	65	97.01	2	0	67
ROSS	2	7	17	11	7	35	79.55	9	0	44
SANDUSKY	0	0	2	1	0	3	100.00	0	0	3
SCIOTO	1	3	17	5	8	30	85.71	4	1	35
SENECA	0	0	4	1	0	5	100.00	0	0	5
SHELBY	0	0	3	4	9	16	100.00	0	0	16
STARK	4	6	19	7	3	29	74.36	10	0	39
SUMMIT	1	4	15	7	2	24	82.76	5	0	29
TRUMBULL	0	3	5	3	18	26	89.66	3	0	29
TUSCARAWAS	0	2	3	1	0	4	66.67	2	0	6
UNION	0	3	0	0	1	1	25.00	3	0	4
VAN WERT	0	0	6	1	0	7	100.00	0	0	7
VINTON	0	0	1	0	0	1	100.00	0	0	1
WARREN	5	7	11	1	9	21	63.64	12	0	33
WASHINGTON	0	1	6	5	1	12	92.31	1	0	13
WAYNE	1	0	5	1	3	9	90.00	1	0	10
WILLIAMS	1	1	5	8	0	13	86.67	2	0	15
WOOD	0	2	7	9	5	21	91.30	2	0	23
WYANDOT	0	0	5	3	4	12	100.00	0	0	12
TOTAL	72	196	590	322	403	1,315		268	13	1,596
AVERAGE PER COUNTY	0.82	2.23	6.70	3.66	4.58	14.94	82.39	3.05	0.15	18.14



**NUMBER OF COMMITMENTS BY MONTH  
CALENDAR YEAR 2020**

	MALE		FEMALE		TOTAL
	N	%	N	%	
JANUARY	1,219	12.73	217	13.60	1,436
FEBRUARY	1,178	12.30	171	10.71	1,349
MARCH	1,238	12.93	210	13.16	1,448
APRIL	225	2.35	94	5.89	319
MAY	414	4.32	37	2.32	451
JUNE	639	6.67	38	2.38	677
JULY	664	6.93	82	5.14	746
AUGUST	749	7.82	84	5.26	833
SEPTEMBER	914	9.54	273	17.11	1,187
OCTOBER	847	8.84	152	9.52	999
NOVEMBER	687	7.17	101	6.33	788
DECEMBER	804	8.39	137	8.58	941
<b>TOTAL</b>	<b>9,578</b>	<b>100.00</b>	<b>1,596</b>	<b>100.00</b>	<b>11,174</b>