

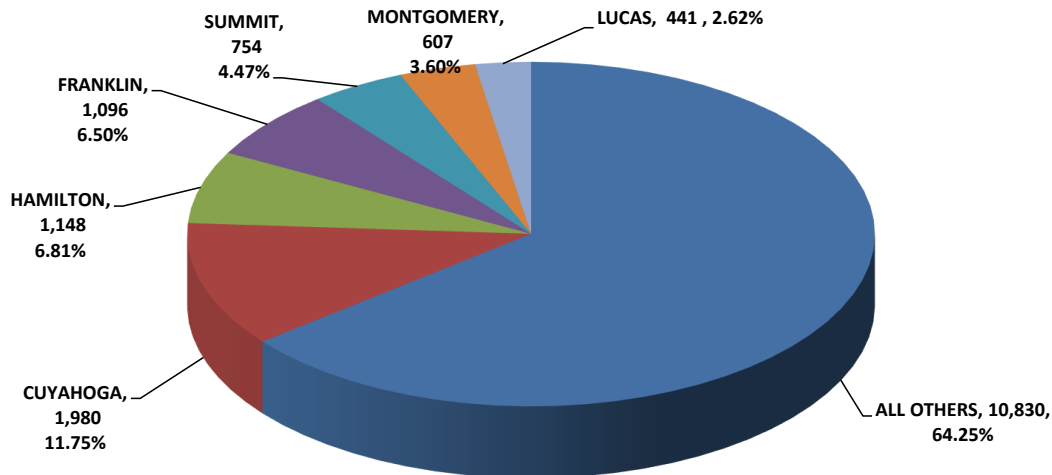
**OHIO DEPARTMENT OF REHABILITATION AND CORRECTION
CALENDAR YEAR 2019 COMMITMENT REPORT**

**NUMBER OF COMMITMENTS, BY COUNTY AND RECEPTION CENTER,
CALENDAR YEAR 2019**

COUNTY	CRC MALE		LORCI MALE		TOTAL MALE		ORW FEMALE		COUNTY TOTAL	PERCENT OF TOTAL
	N	% CRC	N	% LORCI	N	% male	N	% female		
ADAMS	53	0.62	0	0.00	53	0.37	18	0.74	71	0.42
ALLEN	134	1.56	1	0.02	135	0.94	23	0.95	158	0.94
ASHLAND	0	0.00	76	1.30	76	0.53	17	0.70	93	0.55
ASHTABULA	0	0.00	149	2.55	149	1.03	27	1.11	176	1.04
ATHENS	73	0.85	0	0.00	73	0.51	13	0.53	86	0.51
AUGLAIZE	53	0.62	0	0.00	53	0.37	16	0.66	69	0.41
BELMONT	78	0.91	0	0.00	78	0.54	16	0.66	94	0.56
BROWN	97	1.13	0	0.00	97	0.67	11	0.45	108	0.64
BUTLER	391	4.55	0	0.00	391	2.71	73	3.00	464	2.75
CARROLL	1	0.01	31	0.53	32	0.22	4	0.16	36	0.21
CHAMPAIGN	80	0.93	0	0.00	80	0.55	19	0.78	99	0.59
CLARK	262	3.05	0	0.00	262	1.82	50	2.06	312	1.85
CLERMONT	290	3.38	0	0.00	290	2.01	91	3.74	381	2.26
CLINTON	57	0.66	0	0.00	57	0.40	16	0.66	73	0.43
COLUMBIANA	0	0.00	135	2.31	135	0.94	37	1.52	172	1.02
COSHOCTON	88	1.02	0	0.00	88	0.61	20	0.82	108	0.64
CRAWFORD	0	0.00	187	3.20	187	1.30	83	3.41	270	1.60
CUYAHOGA	0	0.00	1,828	31.33	1,828	12.67	152	6.25	1,980	11.75
DARKE	44	0.51	0	0.00	44	0.31	7	0.29	51	0.30
DEFIANCE	97	1.13	0	0.00	97	0.67	18	0.74	115	0.68
DELAWARE	66	0.77	0	0.00	66	0.46	7	0.29	73	0.43
ERIE	1	0.01	124	2.13	125	0.87	20	0.82	145	0.86
FAIRFIELD	190	2.21	0	0.00	190	1.32	49	2.01	239	1.42
FAYETTE	96	1.12	0	0.00	96	0.67	31	1.27	127	0.75
FRANKLIN	1,006	11.71	0	0.00	1,006	6.97	90	3.70	1,096	6.50
FULTON	27	0.31	0	0.00	27	0.19	5	0.21	32	0.19
GALLIA	69	0.80	1	0.02	70	0.49	17	0.70	87	0.52
GEAUGA	0	0.00	15	0.26	15	0.10	0	0.00	15	0.09
GREENE	155	1.80	0	0.00	155	1.07	46	1.89	201	1.19
GUERNSEY	89	1.04	1	0.02	90	0.62	34	1.40	124	0.74
HAMILTON	1,060	12.34	0	0.00	1,060	7.35	88	3.62	1,148	6.81
HANCOCK	101	1.18	1	0.02	102	0.71	18	0.74	120	0.71
HARDIN	53	0.62	0	0.00	53	0.37	13	0.53	66	0.39
HARRISON	17	0.20	0	0.00	17	0.12	4	0.16	21	0.12
HENRY	23	0.27	0	0.00	23	0.16	2	0.08	25	0.15
HIGHLAND	77	0.90	0	0.00	77	0.53	12	0.49	89	0.53
HOCKING	31	0.36	0	0.00	31	0.21	6	0.25	37	0.22
HOLMES	0	0.00	27	0.46	27	0.19	5	0.21	32	0.19
HURON	0	0.00	70	1.20	70	0.49	12	0.49	82	0.49
JACKSON	61	0.71	0	0.00	61	0.42	13	0.53	74	0.44
JEFFERSON	0	0.00	94	1.61	94	0.65	16	0.66	110	0.65
KNOX	67	0.78	0	0.00	67	0.46	12	0.49	79	0.47
LAKE	0	0.00	270	4.63	270	1.87	42	1.73	312	1.85
LAWRENCE	125	1.46	0	0.00	125	0.87	52	2.14	177	1.05
LICKING	220	2.56	0	0.00	220	1.53	68	2.79	288	1.71
LOGAN	65	0.76	0	0.00	65	0.45	15	0.62	80	0.47
LORAIN	2	0.02	235	4.03	237	1.64	25	1.03	262	1.55
LUCAS	411	4.79	0	0.00	411	2.85	30	1.23	441	2.62
MADISON	56	0.65	0	0.00	56	0.39	7	0.29	63	0.37
MAHONING	0	0.00	310	5.31	310	2.15	37	1.52	347	2.06
MARION	220	2.56	0	0.00	220	1.53	32	1.32	252	1.50
MEDINA	0	0.00	100	1.71	100	0.69	18	0.74	118	0.70
MEIGS	32	0.37	0	0.00	32	0.22	12	0.49	44	0.26

NUMBER OF COMMITMENTS, BY COUNTY AND RECEPTION CENTER, CALENDAR YEAR 2019										
COUNTY	CRC MALE		LORCI MALE		TOTAL MALE		ORW FEMALE		COUNTY TOTAL	PERCENT OF TOTAL
	N	% CRC	N	% LORCI	N	% male	N	% female		
MERCER	38	0.44	0	0.00	38	0.26	12	0.49	50	0.30
MIAMI	126	1.47	0	0.00	126	0.87	27	1.11	153	0.91
MONROE	13	0.15	0	0.00	13	0.09	8	0.33	21	0.12
MONTGOMERY	525	6.11	1	0.02	526	3.65	81	3.33	607	3.60
MORGAN	15	0.17	0	0.00	15	0.10	2	0.08	17	0.10
MORROW	22	0.26	0	0.00	22	0.15	8	0.33	30	0.18
MUSKINGUM	340	3.96	1	0.02	341	2.36	93	3.82	434	2.57
NOBLE	24	0.28	0	0.00	24	0.17	7	0.29	31	0.18
OTTAWA	0	0.00	36	0.62	36	0.25	4	0.16	40	0.24
PAULDING	32	0.37	0	0.00	32	0.22	4	0.16	36	0.21
PERRY	33	0.38	0	0.00	33	0.23	5	0.21	38	0.23
PICKAWAY	67	0.78	1	0.02	68	0.47	14	0.58	82	0.49
PIKE	25	0.29	0	0.00	25	0.17	1	0.04	26	0.15
PORTAGE	0	0.00	146	2.50	146	1.01	23	0.95	169	1.00
PREBLE	36	0.42	0	0.00	36	0.25	9	0.37	45	0.27
PUTNAM	15	0.17	0	0.00	15	0.10	5	0.21	20	0.12
RICHLAND	0	0.00	338	5.79	338	2.34	70	2.88	408	2.42
ROSS	140	1.63	0	0.00	140	0.97	44	1.81	184	1.09
SANDUSKY	0	0.00	66	1.13	66	0.46	9	0.37	75	0.44
SCIOTO	234	2.72	0	0.00	234	1.62	61	2.51	295	1.75
SENECA	1	0.01	65	1.11	66	0.46	9	0.37	75	0.44
SHELBY	113	1.32	0	0.00	113	0.78	44	1.81	157	0.93
STARK	0	0.00	474	8.12	474	3.29	72	2.96	546	3.24
SUMMIT	2	0.02	687	11.77	689	4.78	65	2.67	754	4.47
TRUMBULL	0	0.00	283	4.85	283	1.96	55	2.26	338	2.01
TUSCARAWAS	58	0.68	0	0.00	58	0.40	8	0.33	66	0.39
UNION	37	0.43	0	0.00	37	0.26	14	0.58	51	0.30
VAN WERT	38	0.44	0	0.00	38	0.26	12	0.49	50	0.30
VINTON	33	0.38	0	0.00	33	0.23	3	0.12	36	0.21
WARREN	176	2.05	1	0.02	177	1.23	35	1.44	212	1.26
WASHINGTON	68	0.79	0	0.00	68	0.47	9	0.37	77	0.46
WAYNE	1	0.01	78	1.34	79	0.55	20	0.82	99	0.59
WILLIAMS	74	0.86	0	0.00	74	0.51	20	0.82	94	0.56
WOOD	142	1.65	2	0.03	144	1.00	25	1.03	169	1.00
WYANDOT	42	0.49	1	0.02	43	0.30	6	0.25	49	0.29
TOTAL	8,588	100.00	5,835	100.00	14,423	100.00	2,433	100.00	16,856	100.00

Figure 1. Largest 6 Urban Counties by Population* (not DRC)

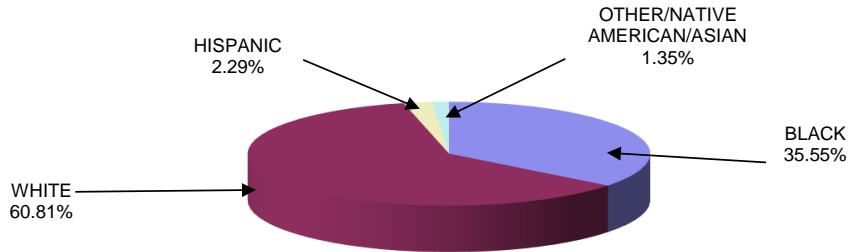


* Six largest based on total county population, based on the U.S. Census, 2010; Stark and Butler counties, with 546 & 464 commitments respectively, have more commitments than Lucas county.

**NUMBER OF COMMITMENTS, BY RACE/ETHNICITY AND RECEPTION CENTER,
CALENDAR YEAR 2019**

RACE/ETHNICITY	CRC MALE		LORCI MALE		TOTAL MALE		ORW FEMALE		GROUP TOTAL	PERCENT OF TOTAL
	N	%	N	%	N	%	N	%		
BLACK	2,766	32.21	2,839	48.65	5,605	38.86	388	15.95	5,993	35.55
WHITE	5,494	63.97	2,768	47.44	8,262	57.28	1,988	81.71	10,250	60.81
HISPANIC	205	2.39	162	2.78	367	2.54	19	0.78	386	2.29
WHITE HISPANIC	17	0.20	0	0.00	17	0.12	1	0.04	18	0.11
BLACK HISPANIC	3	0.03	1	0.02	4	0.03	0	0.00	4	0.02
HISPANIC (RACE NOT SPECIFIED)	185	2.15	161	2.76	346	2.40	18	0.74	364	2.16
NATIVE AMERICAN	27	0.31	7	0.12	34	0.24	5	0.21	39	0.23
ASIAN /PACIFIC ISLANDER	14	0.16	4	0.07	18	0.12	0	0.00	18	0.11
OTHER	82	0.95	55	0.94	137	0.95	33	1.36	170	1.01
TOTAL	8,588	100.00	5,835	100.00	14,423	100.00	2,433	100.00	16,856	100.00

Figure 2. Commitment by Race/Ethnicity



**NUMBER OF COMMITMENTS, BY AGE AT ADMISSION AND RECEPTION CENTER,
CALENDAR YEAR 2019**

INMATE AGE	CRC MALE		LORCI MALE		TOTAL MALE		ORW FEMALE		AGE TOTAL	PERCENT OF TOTAL
	N	%	N	%	N	%	N	%		
15	0	0.00	1	0.02	1	0.01	0	0.00	1	0.01
16	4	0.05	5	0.09	9	0.06	0	0.00	9	0.05
17	18	0.21	21	0.36	39	0.27	1	0.04	40	0.24
18	93	1.08	88	1.51	181	1.25	11	0.45	192	1.14
19	163	1.90	136	2.33	299	2.07	33	1.36	332	1.97
20	188	2.19	151	2.59	339	2.35	33	1.36	372	2.21
21 - 24	965	11.24	701	12.01	1,666	11.55	233	9.58	1,899	11.27
25 - 29	1,613	18.78	1,114	19.09	2,727	18.91	535	21.99	3,262	19.35
30 - 34	1,613	18.78	1,080	18.51	2,693	18.67	525	21.58	3,218	19.09
35 - 39	1,440	16.77	897	15.37	2,337	16.20	458	18.82	2,795	16.58
40 - 44	976	11.36	605	10.37	1,581	10.96	272	11.18	1,853	10.99
45 - 49	664	7.73	405	6.94	1,069	7.41	154	6.33	1,223	7.26
50 - 54	389	4.53	276	4.73	665	4.61	103	4.23	768	4.56
55 - 59	259	3.02	183	3.14	442	3.06	49	2.01	491	2.91
60 - 64	136	1.58	107	1.83	243	1.68	18	0.74	261	1.55
65 - 69	38	0.44	41	0.70	79	0.55	4	0.16	83	0.49
70 - 74	13	0.15	15	0.26	28	0.19	2	0.08	30	0.18
75 - 79	15	0.17	6	0.10	21	0.15	1	0.04	22	0.13
80 AND OVER	1	0.01	3	0.05	4	0.03	1	0.04	5	0.03
TOTAL	8,588	100.00	5,835	100.00	14,423	100.00	2,433	100.00	16,856	100.00
MEAN	34.83		34.51		34.70		34.25		34.64	
MEDIAN	33.00		33.00		33.00		33.00		33.00	
50 AND OVER	851	9.91	631	10.81	1,482	10.28	178	7.32	1,660	9.85
17 AND UNDER	22	0.26	27	0.46	49	0.34	1	0.04	50	0.30
18 AND OVER	8,566	99.74	5,808	99.54	14,374	99.66	2,432	99.96	16,806	99.70

**NUMBER OF COMMITMENTS, BY AGE AT ADMISSION AND RECEPTION CENTER
CALENDAR YEAR 2019**

INMATE AGE	CRC MALE		LORCI MALE		TOTAL MALE		ORW FEMALE		AGE TOTAL	PERCENT OF TOTAL
	N	%	N	%	N	%	N	%		
15	0	0.00	1	0.02	1	0.01	0	0.00	1	0.01
16	4	0.05	5	0.09	9	0.06	0	0.00	9	0.05
17	18	0.21	21	0.36	39	0.27	1	0.04	40	0.24
18	93	1.08	88	1.51	181	1.25	11	0.45	192	1.14
19	163	1.90	136	2.33	299	2.07	33	1.36	332	1.97
20	188	2.19	151	2.59	339	2.35	33	1.36	372	2.21
21	210	2.45	170	2.91	380	2.63	52	2.14	432	2.56
22	233	2.71	165	2.83	398	2.76	59	2.42	457	2.71
23	264	3.07	173	2.96	437	3.03	61	2.51	498	2.95
24	258	3.00	193	3.31	451	3.13	61	2.51	512	3.04
25	297	3.46	196	3.36	493	3.42	87	3.58	580	3.44
26	298	3.47	213	3.65	511	3.54	112	4.60	623	3.70
27	343	3.99	234	4.01	577	4.00	112	4.60	689	4.09
28	329	3.83	226	3.87	555	3.85	110	4.52	665	3.95
29	346	4.03	245	4.20	591	4.10	114	4.69	705	4.18
30	325	3.78	249	4.27	574	3.98	102	4.19	676	4.01
31	312	3.63	205	3.51	517	3.58	99	4.07	616	3.65
32	334	3.89	229	3.92	563	3.90	108	4.44	671	3.98
33	321	3.74	192	3.29	513	3.56	102	4.19	615	3.65
34	321	3.74	205	3.51	526	3.65	114	4.69	640	3.80
35	285	3.32	220	3.77	505	3.50	91	3.74	596	3.54
36	282	3.28	172	2.95	454	3.15	96	3.95	550	3.26
37	278	3.24	163	2.79	441	3.06	93	3.82	534	3.17
38	297	3.46	187	3.20	484	3.36	87	3.58	571	3.39
39	298	3.47	155	2.66	453	3.14	91	3.74	544	3.23
40	264	3.07	143	2.45	407	2.82	79	3.25	486	2.88
41	231	2.69	108	1.85	339	2.35	54	2.22	393	2.33
42	172	2.00	141	2.42	313	2.17	53	2.18	366	2.17
43	170	1.98	121	2.07	291	2.02	41	1.69	332	1.97
44	139	1.62	92	1.58	231	1.60	45	1.85	276	1.64
45	130	1.51	77	1.32	207	1.44	27	1.11	234	1.39
46	131	1.53	89	1.53	220	1.53	40	1.64	260	1.54
47	134	1.56	84	1.44	218	1.51	35	1.44	253	1.50
48	141	1.64	86	1.47	227	1.57	33	1.36	260	1.54
49	128	1.49	69	1.18	197	1.37	19	0.78	216	1.28
50	102	1.19	53	0.91	155	1.07	38	1.56	193	1.14
51	85	0.99	73	1.25	158	1.10	19	0.78	177	1.05
52	60	0.70	57	0.98	117	0.81	25	1.03	142	0.84
53	86	1.00	47	0.81	133	0.92	9	0.37	142	0.84
54	56	0.65	46	0.79	102	0.71	12	0.49	114	0.68
55	55	0.64	36	0.62	91	0.63	15	0.62	106	0.63
56	55	0.64	36	0.62	91	0.63	7	0.29	98	0.58
57	62	0.72	45	0.77	107	0.74	9	0.37	116	0.69
58	47	0.55	31	0.53	78	0.54	10	0.41	88	0.52
59	40	0.47	35	0.60	75	0.52	8	0.33	83	0.49
60	38	0.44	24	0.41	62	0.43	3	0.12	65	0.39
61	36	0.42	31	0.53	67	0.46	3	0.12	70	0.42
62	24	0.28	20	0.34	44	0.31	5	0.21	49	0.29
63	23	0.27	19	0.33	42	0.29	5	0.21	47	0.28
64	15	0.17	13	0.22	28	0.19	2	0.08	30	0.18
65	12	0.14	13	0.22	25	0.17	1	0.04	26	0.15
66	9	0.10	12	0.21	21	0.15	0	0.00	21	0.12
67	6	0.07	10	0.17	16	0.11	1	0.04	17	0.10
68	5	0.06	5	0.09	10	0.07	0	0.00	10	0.06
69	6	0.07	1	0.02	7	0.05	2	0.08	9	0.05
70	8	0.09	3	0.05	11	0.08	1	0.04	12	0.07
71	2	0.02	4	0.07	6	0.04	0	0.00	6	0.04
72	1	0.01	4	0.07	5	0.03	1	0.04	6	0.04
73	2	0.02	2	0.03	4	0.03	0	0.00	4	0.02
74	0	0.00	2	0.03	2	0.01	0	0.00	2	0.01
75	2	0.02	1	0.02	3	0.02	0	0.00	3	0.02
76	4	0.05	1	0.02	5	0.03	0	0.00	5	0.03
77	7	0.08	4	0.07	11	0.08	1	0.04	12	0.07
79	2	0.02	0	0.00	2	0.01	0	0.00	2	0.01
80	0	0.00	1	0.02	1	0.01	1	0.04	2	0.01
81	0	0.00	1	0.02	1	0.01	0	0.00	1	0.01
82	1	0.01	1	0.02	2	0.01	0	0.00	2	0.01
TOTAL	8,588	100.00	5,835	100.00	14,423	100.00	2,433	100.00	16,856	100.00
MEAN	34.83		34.51		34.70		34.25		34.64	
MEDIAN	33.00		32.00		33.00		33.00		33.00	

**NUMBER OF COMMITMENTS, BY OFFENSE CATEGORY, OFFENSE, AND RECEPTION CENTER,
CALENDAR YEAR 2019**

MOST SERIOUS OFFENSE*	**	Ohio Revised Code (O.R.C.)	CRC MALE	LORCI MALE	TOTAL MALE	ORW FEMALE	DEPT. TOTAL	% OF TOTAL
CRIMES AGAINST PERSONS (EXCLUDING SEX OFFENSES)			1,974	1,691	3,665	464	4,129	24.50
ABDUCTION	V	2905.02	50	34	84	5	89	.53
ATT ABDUCTION	V		5	12	17	0	17	.10
AGGRAVATED ARSON	V	2909.02	23	13	36	7	43	.26
ATT AGGRAVATED ARSON	V		6	0	6	5	11	.07
AGGRAVATED ASSAULT	V	2903.12	85	69	154	25	179	1.06
AGGRAVATED MENACING /MENACE BY STALKING	V	2903.21/.211	15	28	43	1	44	.26
AGGRAVATED MURDER	V	2903.01	24	37	61	6	67	.40
ATT AGGRAVATED MURDER	V		1	0	1	1	2	.01
AGGRAVATED RIOT	V	2917.02	2	7	9	1	10	.06
AGGRAVATED VEHICULAR ASSAULT		2903.08	43	46	89	32	121	.72
AGGRAVATED VEHICULAR HOMICIDE		2903.06	37	30	67	11	78	.46
ASSAULT	V	2903.13	67	49	116	26	142	.84
CHILD ENDANGERMENT	V***	2919.22	41	38	79	51	130	.77
DOMESTIC VIOLENCE	V	2919.25	328	324	652	20	672	3.99
EXTORTION	V	2905.11	4	2	6	1	7	.04
FELONIOUS ASSAULT	V	2903.11	369	273	642	60	702	4.16
ATT FELONIOUS ASSAULT	V		79	97	176	30	206	1.22
INVOLUNTARY MANSLAUGHTER	V	2903.04	90	70	160	41	201	1.19
KIDNAPPING	V	2905.01	42	32	74	2	76	.45
MURDER	V	2903.02	52	48	100	11	111	.66
ATT MURDER	V		9	25	34	2	36	.21
MURDER (ORC1)	V	2901.05	0	1	1	0	1	.01
NONSUPPORT DEPENDENTS		2919.21	67	27	94	15	109	.65
PATIENT ABUSE OR NEGLECT	V	2903.34	1	0	1	1	2	.01
PERMIT CHILD ABUSE	V	2903.15	0	1	1	0	1	.01
TRAFFICKING IN PERSONS	V	2905.32	3	0	3	0	3	.02
VOLUNTARY MANSLAUGHTER	V	2903.03	24	5	29	8	37	.22
ROBBERY OFFENSES			507	423	930	102	1,032	6.12
AGGRAVATED ROBBERY	V	2911.01	197	191	388	32	420	2.49
ATTEMPTED AGGRAVATED ROBBERY	V		5	13	18	1	19	.11
ROBBERY (INCLUDES ATTEMPTS)	V	2911.02	305	219	524	69	593	3.52
2nd Degree Felony	V		187	121	308	27	335	1.99
3rd Degree Felony	V		113	83	196	37	233	1.38
4th Degree Felony	V		5	15	20	5	25	.15
SEX OFFENSES			764	538	1,302	33	1,335	7.92
COMPEL PROSTITUTION		2907.21	1	3	4	0	4	.02
DISSEMINATING MATTER HARMFUL TO JUVENILES		2907.31	3	3	6	0	6	.04
FAILURE NOTIFY CHANGE ADDRESS		2950.05	143	99	242	7	249	1.48
FAILURE TO REGISTER SEX OFFENDER		2950.04	20	13	33	0	33	.20
FAILURE TO VERIFY ADDRESS		2950.06	39	29	68	3	71	.42
GROSS SEXUAL IMPOSITION	V	2907.05	143	60	203	3	206	1.22
IMPORTUNING		2907.07	14	7	21	0	21	.12
PANDERING OBSCENITY		2907.32	85	34	119	3	122	.72
PROMOTING PROSTITUTION		2907.22	0	1	1	0	1	.01
PROSTITUTION AFTER POSITIVE HIV		2907.25	0	0	0	1	1	.01
PUBLIC INDECENCY		2907.09	2	0	2	0	2	.01
RAPE	V	2907.02	159	151	310	3	313	1.86
ATT RAPE	V		10	18	28	1	29	.17
SEXUAL BATTERY	V	2907.03	64	62	126	8	134	.79
ATT SEXUAL BATTERY	V		0	3	3	0	3	.02
SEX OFFENDER REGISTRATION PENALTIES		2950.99	1	3	4	0	4	.02
UNLAWFUL SEXUAL CONDUCT WITH MINOR		2907.04	74	39	113	4	117	.69
ATT UNLAWFUL SEXUAL CONDUCT WITH MINOR			5	12	17	0	17	.10
VOYEURISM		2907.08	1	1	2	0	2	.01
BURGLARY OFFENSES			708	516	1,224	174	1,398	8.29
AGGRAVATED BURGLARY	V	2911.11	80	83	163	20	183	1.09
ATTEMPTED AGGRAVATED BURGLARY	V		2	5	7	2	9	.05
BURGLARY	V	2911.12	626	428	1,054	152	1,206	7.15
2nd Degree Felony	V		239	159	398	55	453	2.69
3rd Degree Felony	V		300	191	491	62	553	3.28
4th Degree Felony	V***		84	72	156	34	190	1.13
5th Degree Felony (Attempt)			3	6	9	1	10	.06

* FOR SOME CRIMES AGAINST PERSONS, SEX OFFENSES AND AGGRAVATED BURGLARY, ATTEMPTED OFFENSES ARE REPORTED SEPARATELY. FOR OTHER CRIMES, ATTEMPTED OFFENSES ARE INCLUDED IN THE PRIMARY CATEGORIES.

** 'V' SIGNIFIES A CRIME OF VIOLENCE IN ACCORDANCE WITH O.R.C. 2901.01 (A)(9)(a).

*** ONLY SOME CASES ARE VIOLENT.

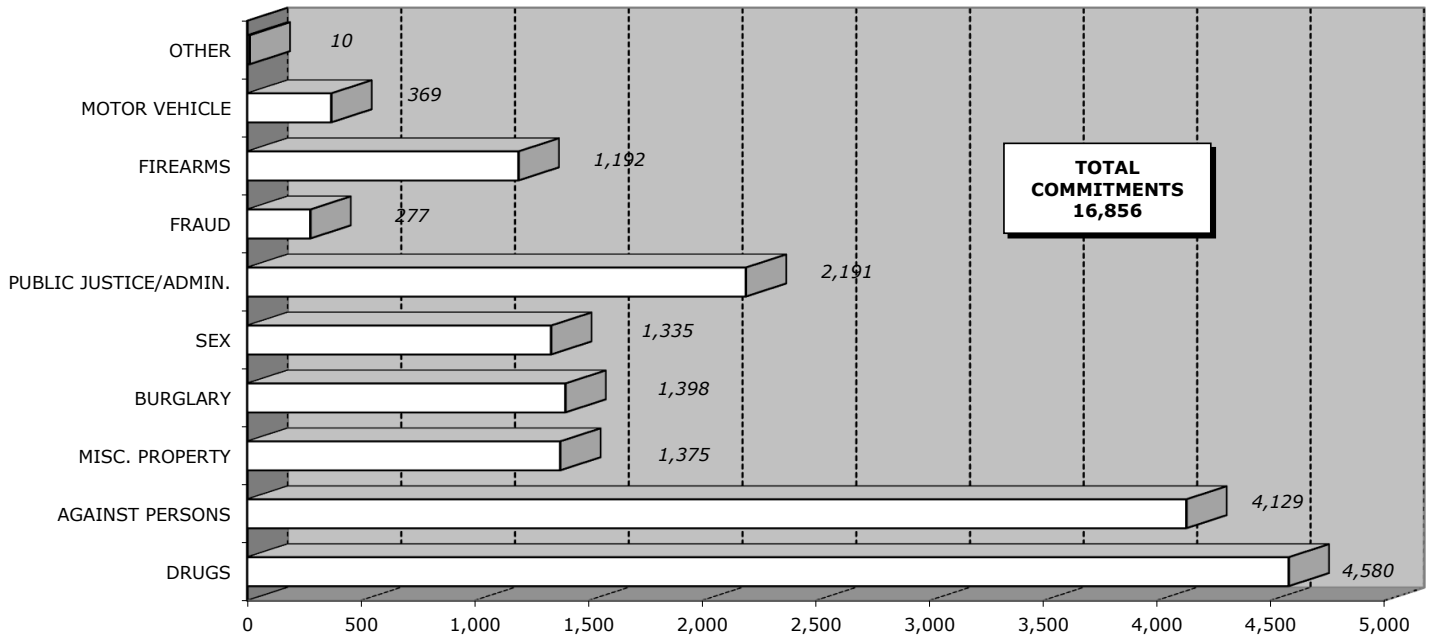
**NUMBER OF COMMITMENTS, BY OFFENSE CATEGORY, OFFENSE, AND RECEPTION CENTER,
CALENDAR YEAR 2019
(continued)**

MOST SERIOUS OFFENSE*	**	Ohio Revised Code (O.R.C.)	CRC MALE	LORCI MALE	TOTAL MALE	ORW FEMALE	DEPT. TOTAL	% OF TOTAL
PROPERTY OFFENSES			709	416	1,125	250	1,375	8.16
ARSON	V	2909.03	13	7	20	3	23	.14
BREAKING AND ENTERING		2911.13	129	58	187	12	199	1.18
RECEIVING STOLEN PROPERTY		2913.51	198	118	316	45	361	2.14
SAFECRACKING		2911.31	15	4	19	2	21	.12
TAMPERING WITH COIN MACHINE		2911.32	0	2	2	1	3	.02
THEFT (FELONY)		2913.02	320	207	527	179	706	4.19
UNAUTHORIZED USE OF TELECOMM /IT PROPERTY		2913.04	1	0	1	0	1	.01
UNAUTHORIZED USE OF VEHICLE		2913.03	5	3	8	4	12	.07
VANDALISM		2909.05	28	16	44	4	48	.28
VEHICULAR VANDALISM		2909.09	0	1	1	0	1	.01
DRUG OFFENSES			2,366	1,286	3,652	928	4,580	27.17
ABUSING HARMFUL INTOXICANTS		2925.31	1	0	1	2	3	.02
CORRUPTION OF ANOTHER WITH DRUGS		2925.02	27	28	55	13	68	.40
COUNTERFEIT CONTROLLED SUBSTANCE OFFENSE		2925.37	6	0	6	1	7	.04
DECEPTION TO OBTAIN DRUG		2925.22	2	2	4	3	7	.04
DRUG LAW PHARMACY VIOLATION		4729.51	1	1	2	4	6	.04
DRUG POSSESSION		2925.11	1,335	702	2,037	571	2,608	15.47
FUNDING DRUG TRAFFICKING		2925.05	0	0	0	1	1	.01
ILLEGAL MANUFACTURE OF DRUGS		2925.04 /.041	53	42	95	38	133	.79
ILLEGAL PROCESSING OF DRUG DOCUMENT		2925.23	1	0	1	2	3	.02
PERMIT DRUG ABUSE		2925.13	1	1	2	1	3	.02
TAMPERING WITH DRUGS		2925.24	1	1	2	3	5	.03
TRAFFICKING IN DRUGS		2925.03	938	509	1,447	289	1,736	10.30
MOTOR VEHICLE OFFENSES			208	123	331	38	369	2.19
DRIVING UNDER LIFETIME SUSPENSION		4510.18	1	0	1	0	1	.01
FAILURE TO STOP MV AFTER ACCIDENT		4549.02	9	4	13	2	15	.09
OPERATING VEHICLE UNDER INFLUENCE		4511.19	198	119	317	36	353	2.09
FRAUD OFFENSES			139	71	210	67	277	1.64
COUNTERFEITING		2913.30	7	0	7	0	7	.04
CRIMINAL SIMULATION		2913.32	0	2	2	0	2	.01
DEFRAUD CREDITOR		2913.45	1	0	1	0	1	.01
ENGAGING IN CRIMINAL ACTIVITY		2923.32	47	33	80	17	97	.58
FORGERY		2913.31	57	16	73	32	105	.62
ILLEGAL USE OF FOOD STAMPS		2913.46	2	1	3	7	10	.06
INSURANCE FRAUD		2913.47	0	1	1	0	1	.01
MEDICAID FRAUD		2913.40	1	0	1	2	3	.02
MISUSE OF CREDIT CARD		2913.21	3	6	9	1	10	.06
MONEY LAUNDERING		1315.55	4	2	6	1	7	.04
MOTOR VEHICLE CERT FRAUD		4505.19	1	0	1	0	1	.01
PASSING BAD CHECKS		2913.11	7	4	11	1	12	.07
SECURE WRITINGS BY DECEPTION		2913.43	1	2	3	1	4	.02
SECURITIES FRAUD		1707.44	2	1	3	0	3	.02
TELECOMMUNICATION FRAUD		2913.05	6	3	9	5	14	.08
FIREARM & RELATED OFFENSES			634	518	1,152	40	1,192	7.07
CARRY CONCEALED WEAPON		2923.12	47	40	87	1	88	.52
FIREARMS SPECIFICATION		2941.14	5	4	9	1	10	.06
HAVING WEAPON WHILE UNDER DISABILITY		2923.13	473	383	856	28	884	5.24
POSSESSION OF CRIMINAL TOOLS		2923.24	15	2	17	0	17	.10
UNLAWFUL POSSESSION /HANDLE /DISCHARGE OF FIREARM	V***	2923.16/161	94	87	181	10	191	1.13
UNLAWFUL POSSESSION OF ORDNANCE		2923.17	0	1	1	0	1	.01
UNLAWFUL WEAPONS TRANSACTION		2923.20	0	1	1	0	1	.01
OFFENSES AGAINST PUBLIC PEACE/JUSTICE/PUBLIC ADMINISTRATION			1,079	674	1,753	438	2,191	13.00
ARSON REGISTRATION OFFENSE		2909.15	2	0	2	0	2	.01
BRIBERY		2921.02	6	0	6	1	7	.04
CRIMINAL MISCHIEF		2909.07	1	0	1	0	1	.01
DISRUPTING PUBLIC SERVICE		2909.04	9	11	20	2	22	.13
ESCAPE	V	2921.34	126	153	279	50	329	1.95
ETHNIC INTIMIDATION		2927.12	0	1	1	0	1	.01
FALSIFICATION		2921.13	1	0	1	0	1	.01
HARRASSMENT BY INMATE		2921.38	16	11	27	8	35	.21
ILLEGAL VOTING		3599.12	1	0	1	0	1	.01
ILLEGAL WEAPONS IN CORRECTION FACILITY		2921.36	113	70	183	109	292	1.73
INDUCING PANIC	V	2917.31	4	7	11	2	13	.08
INTERFERE WITH CUSTODY		2919.23	0	0	0	1	1	.01
INTIMIDATION	V	2921.03	5	9	14	3	17	.10
INTIMIDATION OF CRIME VICTIM OR WITNESS	V	2921.04	15	7	22	1	23	.14

**NUMBER OF COMMITMENTS, BY OFFENSE CATEGORY, OFFENSE, AND RECEPTION CENTER,
CALENDAR YEAR 2019
(continued)**

MOST SERIOUS OFFENSE*	**	Ohio Revised Code (O.R.C.)	CRC MALE	LORCI MALE	TOTAL MALE	ORW FEMALE	DEPT. TOTAL	% OF TOTAL
OFFENSES AGAINST PUBLIC PEACE/JUSTICE/PUBLIC ADMINISTRATION - CONT'D								
OBSTRUCTING JUSTICE		2921.32	3	7	10	7	17	.10
OBSTRUCTING OFFICIAL BUSINESS		2921.31	15	8	23	2	25	.15
PARTICIPATING IN CRIMINAL GANG		2923.42	9	15	24	0	24	.14
PERJURY		2921.11	3	0	3	1	4	.02
RECOGNIZANCE VIOLATION		2937.29/.99	164	12	176	64	240	1.42
RESISTING ARREST		2921.33/.331	325	199	524	48	572	3.39
RETALIATION		2921.05	7	5	12	2	14	.08
TAKING IDENTITY OF ANOTHER		2913.49	19	10	29	19	48	.28
TAMPERING WITH EVIDENCE		2921.12	171	112	283	94	377	2.24
TAMPERING WITH RECORDS		2913.42	5	11	16	14	30	.18
TELECOMMUNICATIONS HARRASSMENT		2917.21	3	3	6	0	6	.04
THEFT IN OFFICE		2921.41	1	0	1	7	8	.05
VIOLATION OF PROTECTION ORDER		2919.27	55	23	78	3	81	.48
OTHER FELONY OFFENSES			7	2	9	1	10	.06
ABUSE OF COMPANION ANIMAL		959.131	0	2	2	1	3	.02
ILLEGAL TRANSPORTATION OF SCRAP TIRES		3734.83	2	0	2	0	2	.01
JUDICIAL SANCTION		2929.14	5	0	5	0	5	.03
TOTAL FELONY OFFENSES			8,588	5,835	14,423	2,433	16,856	100.00

Figure 3. Commitments by Offense Category



**NUMBER OF COMMITMENTS, BY OFFENSE CATEGORY, OFFENSE, AND FELONY LEVEL SORTED BY GENDER
CALENDAR YEAR 2019**

MOST SERIOUS OFFENSE*	**	Ohio Revised Code (O.R.C.)	1ST		2ND		3RD		4TH		5TH		LIFE/DEATH		DEPT.**** TOTAL	Other/ Unclassified	% OF TOTAL
			Male	Female	Male	Female	Male	Female	Male	Female	Male	Female	Male	Female			
CRIMES AGAINST PERSONS (EXCLUDING SEX OFFENSES)			711	83	1,052	117	866	146	739	80	140	23	157	15	4,129	0	24.50
ABDUCTION	V	2905.02	0	0	1	0	83	5	0	0	0	0	0	0	89	0	.53
ATT ABDUCTION	V		0	0	0	0	3	0	14	0	0	0	0	0	17	0	.10
AGGRAVATED ARSON	V	2909.02	15	3	20	4	1	0	0	0	0	0	0	0	43	0	.26
ATT AGGRAVATED ARSON	V		0	0	4	1	2	4	0	0	0	0	0	0	11	0	.07
AGGRAVATED ASSAULT	V	2903.12	0	0	0	0	1	0	146	24	7	1	0	0	179	0	1.06
AGGRAVATED MENACING /MENACE BY STALKING	V	2903.21/211	0	0	0	0	0	0	40	0	3	1	0	0	44	0	.26
AGGRAVATED MURDER	V	2903.01	0	1	0	0	0	0	0	0	0	0	61	5	67	0	.40
ATT AGGRAVATED MURDER	V		1	0	0	0	0	0	0	0	0	0	0	1	2	0	.01
AGGRAVATED RIOT	V	2917.02	0	0	0	0	6	0	3	0	0	1	0	0	10	0	.06
AGGRAVATED VEHICULAR ASSAULT	V	2903.08	0	0	18	4	51	21	19	7	1	0	0	0	121	0	.72
AGGRAVATED VEHICULAR HOMICIDE	V	2903.06	14	1	32	8	17	2	4	0	0	0	0	0	78	0	.46
ASSAULT	V	2903.13	0	0	0	0	12	1	93	18	11	7	0	0	142	0	.84
CHILD ENDANGERMENT	V***	2919.22	0	0	32	11	37	33	8	7	2	0	0	0	130	0	.77
DOMESTIC VIOLENCE	V	2919.25	0	0	0	0	240	4	361	14	51	2	0	0	672	0	3.99
EXTORTION	V	2905.11	0	0	0	0	6	1	0	0	0	0	0	0	7	0	.04
FELONIOUS ASSAULT	V	2903.11	37	3	584	55	20	2	1	0	0	0	0	0	702	0	4.17
ATT FELONIOUS ASSAULT	V		2	0	9	1	165	29	0	0	0	0	0	0	206	0	1.22
INVOLUNTARY MANSLAUGHTER	V	2903.04	134	32	4	2	22	7	0	0	0	0	0	0	201	0	1.19
KIDNAPPING	V	2905.01	53	1	14	1	3	0	0	0	0	0	4	0	76	0	.45
MURDER	V	2903.02	9	2	0	0	0	0	0	0	0	0	91	9	111	0	.66
ATT MURDER	V		33	2	1	0	0	0	0	0	0	0	0	36	0	.21	
MURDER (ORC1)	V	2901.05	0	0	0	0	0	0	0	0	0	0	1	0	1	0	.01
NONSUPPORT DEPENDENTS	V	2919.22	0	0	0	0	0	0	29	4	65	11	0	0	109	0	.65
PATIENT ABUSE OR NEGLECT	V	2903.34	0	0	0	0	0	0	1	1	0	0	0	0	2	0	.01
PERMIT CHILD ABUSE	V	2903.15	0	0	0	0	1	0	0	0	0	0	0	0	1	0	.01
TRAFFICKING IN PERSONS	V	2905.32	2	0	1	0	0	0	0	0	0	0	0	0	3	0	.02
VOLUNTARY MANSLAUGHTER	V	2903.03	29	8	0	0	0	0	0	0	0	0	0	0	37	0	.22
ROBBERY OFFENSES			382	30	332	30	196	37	20	5	0	0	0	0	1,032	0	6.12
AGGRAVATED ROBBERY	V	2911.01	377	30	11	2	0	0	0	0	0	0	0	0	420	0	2.49
ATTEMPTED AGGRAVATED ROBBERY	V		5	0	13	1	0	0	0	0	0	0	0	0	19	0	.11
ROBBERY (INCLUDES ATTEMPTS)	V	2911.02	0	0	308	27	196	37	20	5	0	0	0	0	593	0	3.52
2nd Degree Felony	V		0	0	308	27	0	0	0	0	0	0	0	0	335	0	1.99
3rd Degree Felony	V		0	0	0	0	196	37	0	0	0	0	0	0	233	0	1.38
4th Degree Felony	V		0	0	0	0	0	0	20	5	0	0	0	25	0	.15	
SEX OFFENSES			237	3	145	3	499	19	296	6	32	1	93	1	1,335	0	7.92
COMPEL PROSTITUTION	V	2907.21	0	0	0	0	4	0	0	0	0	0	0	0	4	0	.02
DISSEMINATING MATTER HARMFUL TO JUVENILES	V	2907.31	0	0	0	0	0	0	2	0	3	0	1	0	6	0	.04
FAILURE NOTIFY CHANGE ADDRESS	V	2950.05	9	0	24	0	115	3	91	4	3	0	0	0	249	0	1.48
FAILURE TO REGISTER SEX OFFENDER	V	2950.04	1	0	3	0	17	0	10	0	2	0	0	0	33	0	.20
FAILURE TO VERIFY ADDRESS	V	2950.06	2	0	4	0	40	2	21	0	1	1	0	0	71	0	.42
GROSS SEXUAL IMPOSITION	V	2907.05	0	0	0	0	130	2	71	1	1	0	1	0	206	0	1.22
IMPORTUNING	V	2907.07	0	0	2	0	10	0	2	0	7	0	0	0	21	0	.12
PANDERING OBSCENITY	V	2907.32	0	0	73	2	13	1	26	0	7	0	0	0	122	0	.72
PROMOTING PROSTITUTION	V	2907.22	0	0	0	0	0	0	1	0	0	0	0	0	1	0	.01
PROSTITUTION AFTER POSITIVE HIV	V	2907.25	0	0	0	0	0	1	0	0	0	0	0	0	1	0	.01
PUBLIC INDECENCY	V	2907.09	0	0	0	0	0	0	0	0	2	0	0	0	2	0	.01
RAPE	V	2907.02	219	2	2	0	0	0	0	0	0	0	89	1	313	0	1.86
ATT RAPE	V		6	1	20	0	0	0	0	0	0	0	2	0	29	0	.17
SEXUAL BATTERY	V	2907.03	0	0	11	1	114	7	1	0	0	0	0	0	134	0	.80
ATT SEXUAL BATTERY	V		0	0	0	0	1	0	2	0	0	0	0	0	3	0	.02
SEX OFFENDER REGISTRATION PENALTIES	V	2950.99	0	0	0	0	4	0	0	0	0	0	0	0	4	0	.02
UNLAWFUL SEXUAL CONDUCT WITH MINOR	V	2907.04	0	0	6	0	47	3	60	1	0	0	0	0	117	0	.69
ATT UNLAWFUL SEXUAL CONDUCT WITH MINOR	V		0	0	0	0	4	0	9	0	4	0	0	0	17	0	.10
VOYEURISM	V	2907.08	0	0	0	0	0	0	0	0	2	0	0	0	2	0	.01
BURGLARY OFFENSES			163	17	405	59	491	63	156	34	9	1	0	0	1,398	0	8.29
AGGRAVATED BURGLARY	V	2911.11	161	17	2	2	0	1	0	0	0	0	0	0	183	0	1.09
ATTEMPTED AGGRAVATED BURGLARY	V		2	0	5	2	0	0	0	0	0	0	0	9	0	.05	
BURGLARY	V	2911.12	0	0	398	55	491	62	156	34	9	1	0	0	1,206	0	7.15
2nd Degree Felony	V		0	0	398	55	0	0	0	0	0	0	0	0	453	0	2.69
3rd Degree Felony	V		0	0	0	0	491	62	0	0	0	0	0	0	553	0	3.28
4th Degree Felony	V***		0	0	0	0	0	0	156	34	0	0	0	0	190	0	1.13
5th Degree Felony (Attempt)	V		0	0	0	0	0	0	0	0	9	1	0	0	10	0	.06

**NUMBER OF COMMITMENTS, BY OFFENSE CATEGORY, OFFENSE, AND FELONY LEVEL SORTED BY GENDER
CALENDAR YEAR 2019
(continued)**

MOST SERIOUS OFFENSE*	**	Ohio Revised Code (O.R.C.)	1ST		2ND		3RD		4TH		5TH		LIFE/DEATH		DEPT. **** TOTAL	Other/ Unclassified	% OF TOTAL
			Male	Female	Male	Female	Male	Female	Male	Female	Male	Female	Male	Female			
PROPERTY OFFENSES			5	1	10	6	96	41	487	100	527	102	0	0	1,375	0	8.16
ARSON	V	2909.03	0	0	0	0	2	0	18	2	0	1	0	0	23	0	.14
BREAKING AND ENTERING		2911.13	0	0	0	0	1	0	0	0	186	12	0	0	199	0	1.18
RECEIVING STOLEN PROPERTY		2913.51	0	0	0	0	1	0	200	21	115	24	0	0	361	0	2.14
SAFECRACKING		2911.31	0	0	0	0	0	0	19	2	0	0	0	0	21	0	.12
TAMPERING WITH COIN MACHINE		2911.32	0	0	0	0	0	0	0	0	2	1	0	0	3	0	.02
THEFT (FELONY)		2913.02	5	1	10	6	90	41	237	71	185	60	0	0	706	0	4.19
UNAUTHORIZED USE OF TELECOMM /IT PROPERTY		2913.04	0	0	0	0	0	0	0	0	1	0	0	0	1	0	.01
UNAUTHORIZED USE OF VEHICLE		2913.03	0	0	0	0	0	0	1	1	7	3	0	0	12	0	.07
VANDALISM		2909.05	0	0	0	0	1	0	12	3	31	1	0	0	48	0	.28
VEHICULAR VANDALISM		2909.09	0	0	0	0	1	0	0	0	0	0	0	0	1	0	.01
DRUG OFFENSES			307	40	535	128	1,101	252	461	110	1,248	398	0	0	4,580	0	27.17
ABUSING HARMFUL INTOXICANTS		2925.31	0	0	0	0	0	0	0	0	1	2	0	0	3	0	.02
CORRUPTION OF ANOTHER WITH DRUGS		2925.02	2	0	31	7	15	6	7	0	0	0	0	0	68	0	.40
COUNTERFEIT CONTROLLED SUBSTANCE OFFENSE		2925.37	0	0	0	0	0	0	1	0	5	1	0	0	7	0	.04
DECEPTION TO OBTAIN DRUG		2925.22	0	0	0	0	1	0	3	3	0	0	0	0	7	0	.04
DRUG LAW PHARMACY VIOLATION		4729.51	0	0	0	0	1	2	0	1	1	1	0	0	6	0	.04
DRUG POSSESSION		2925.11	89	9	209	57	545	116	115	26	1,079	363	0	0	2,608	0	15.47
FUNDING DRUG TRAFFICKING		2925.05	0	1	0	0	0	0	0	0	0	0	0	0	1	0	.01
ILLEGAL MANUFACTURE OF DRUGS		2925.04 / .041	9	6	25	6	56	20	5	6	0	0	0	0	133	0	.79
ILLEGAL PROCESSING OF DRUG DOCUMENT		2925.23	0	0	0	0	0	0	0	2	1	0	0	0	3	0	.02
PERMIT DRUG ABUSE		2925.13	0	0	0	0	0	0	0	0	2	1	0	0	3	0	.02
TAMPERING WITH DRUGS		2925.24	0	0	0	0	2	3	0	0	0	0	0	0	5	0	.03
TRAFFICKING IN DRUGS		2925.03	207	24	270	58	481	105	330	72	159	30	0	0	1,736	330	10.30
MOTOR VEHICLE OFFENSES			0	0	0	0	178	17	153	20	0	1	0	0	369	0	2.19
DRIVING UNDER LIFETIME SUSPENSION		4510.18	0	0	0	0	1	0	0	0	0	0	0	0	1	0	.01
FAILURE TO STOP MV AFTER ACCIDENT		4549.02	0	0	0	0	9	2	4	0	0	0	0	0	15	0	.09
OPERATING VEHICLE UNDER INFLUENCE		4511.19	0	0	0	0	168	15	149	20	0	1	0	0	353	0	2.09
FRAUD OFFENSES			36	12	35	5	27	7	32	8	79	35	0	0	276	1	1.64
COUNTERFEITING		2913.30	0	0	0	0	1	0	6	0	0	0	0	0	7	0	.04
CRIMINAL SIMULATION		2913.32	0	0	0	0	0	0	0	0	2	0	0	0	2	0	.01
DEFRAUD CREDITOR		2913.45	0	0	0	0	0	0	0	0	1	0	0	0	1	0	.01
ENGAGING IN CRIMINAL ACTIVITY		2923.32	35	12	32	5	12	0	1	0	0	0	0	0	97	0	.58
FORGERY		2913.31	0	0	1	0	0	0	6	3	66	29	0	0	105	0	.62
ILLEGAL USE OF FOOD STAMPS		2913.46	0	0	0	0	0	0	0	3	3	4	0	0	10	0	.06
INSURANCE FRAUD		2913.47	0	0	0	0	0	0	1	0	0	0	0	0	1	0	.01
MEDICAID FRAUD		2913.40	0	0	0	0	0	0	1	2	0	0	0	0	3	0	.02
MISUSE OF CREDIT CARD		2913.21	0	0	0	0	1	0	7	0	1	1	0	0	10	0	.06
MONEY LAUNDERING		1315.55	0	0	0	0	6	1	0	0	0	0	0	0	7	0	.04
MOTOR VEHICLE CERT FRAUD		4505.19	0	0	0	0	0	0	0	0	0	0	0	0	0	1	.01
PASSING BAD CHECKS		2913.11	0	0	0	0	0	0	5	0	6	1	0	0	12	0	.07
SECURE WRITINGS BY DECEPTION		2913.43	0	0	1	0	2	1	0	0	0	0	0	0	4	0	.02
SECURITIES FRAUD		1707.44	1	0	1	0	0	0	1	0	0	0	0	0	3	0	.02
TELECOMMUNICATION FRAUD		2913.05	0	0	0	0	5	5	4	0	0	0	0	0	14	0	.08
FIREARM & RELATED OFFENSES			10	0	34	2	843	28	235	10	29	0	0	0	1,191	1	7.07
CARRY CONCEALED WEAPON		2923.12	0	0	0	0	4	0	76	1	7	0	0	0	88	0	.52
FIREARMS SPECIFICATION		2941.14	0	0	3	0	3	0	1	1	1	0	0	0	9	1	.06
HAVING WEAPON WHILE UNDER DISABILITY		2923.13	2	0	2	0	803	26	46	2	3	0	0	0	884	0	5.25
POSSESSION OF CRIMINAL TOOLS		2923.24	0	0	1	0	1	0	3	0	12	0	0	0	17	0	.10
UNLAWFUL POSSESSION /HANDLE /DISCHARGE OF FIREARM	V***	2923.16/.161	8	0	27	2	32	2	108	6	6	0	0	0	191	0	1.13
UNLAWFUL POSSESSION OF ORDNANCE		2923.17	0	0	1	0	0	0	0	0	0	0	0	0	1	0	.01
UNLAWFUL WEAPONS TRANSACTION		2923.20	0	0	0	0	0	0	1	0	0	0	0	0	1	0	.01

**NUMBER OF COMMITMENTS, BY OFFENSE CATEGORY, OFFENSE, AND FELONY LEVEL SORTED BY GENDER
CALENDAR YEAR 2019
(continued)**

MOST SERIOUS OFFENSE*	**	Ohio Revised Code (O.R.C.)	1ST		2ND		3RD		4TH		5TH		LIFE/DEATH		DEPT.**** TOTAL	Other/ Unclassified	% OF TOTAL
			Male	Female	Male	Female	Male	Female	Male	Female	Male	Female	Male	Female			
OFFENSES AGAINST PUBLIC PEACE/JUSTICE/PUBLIC ADMINISTRATION			0	0	20	2	1,099	287	391	118	243	31	0	0	2,191	0	13.00
ARSON REGISTRATION OFFENSE		2909.15	0	0	0	0	0	0	0	0	2	0	0	0	2	0	.01
BRIBERY		2921.02	0	0	0	0	6	1	0	0	0	0	0	0	7	0	.04
CRIMINAL MISCHIEF		2909.07	0	0	0	0	0	0	0	0	0	0	0	0	1	0	.01
DISRUPTING PUBLIC SERVICE		2909.04	0	0	0	0	0	0	15	2	5	0	0	0	22	0	.13
ESCAPE	V	2921.34	0	0	1	1	116	35	45	3	117	11	0	0	329	0	1.95
ETHNIC INTIMIDATION		2927.12	0	0	0	0	0	0	0	0	1	0	0	0	1	0	.01
FALSIFICATION		2921.13	0	0	0	0	0	0	0	0	1	0	0	0	1	0	.01
HARRASSMENT BY INMATE		2921.38	0	0	0	0	9	2	0	0	18	6	0	0	35	0	.21
ILLEGAL VOTING		3599.12	0	0	0	0	0	0	1	0	0	0	0	0	1	0	.01
ILLEGAL WEAPONS IN CORRECTION FACILITY		2921.36	0	0	0	0	153	97	30	12	0	0	0	0	292	0	1.73
INDUCING PANIC	V	2917.31	0	0	1	0	0	0	8	2	2	0	0	0	13	0	.08
INTERFERE WITH CUSTODY		2919.23	0	0	0	0	0	0	0	1	0	0	0	0	1	0	.01
INTIMIDATION	V	2921.03	0	0	0	0	12	3	2	0	0	0	0	0	17	0	.10
INTIMIDATION OF CRIME VICTIM OR WITNESS	V	2921.04	0	0	0	0	21	1	1	0	0	0	0	0	23	0	.14
OBSTRUCTING JUSTICE		2921.32	0	0	0	0	6	5	1	1	3	1	0	0	17	0	.10
OBSTRUCTING OFFICIAL BUSINESS		2921.31	0	0	0	0	0	1	0	0	23	1	0	0	25	0	.15
PARTICIPATING IN CRIMINAL GANG		2923.42	0	0	16	0	8	0	0	0	0	0	0	0	24	0	.14
PERJURY		2921.11	0	0	0	0	3	1	0	0	0	0	0	0	4	0	.02
RECOGNIZANCE VIOLATION		2937.29/.99	0	0	0	0	0	0	175	63	1	1	0	0	240	0	1.42
RESISTING ARREST		2921.33/.331	0	0	0	0	479	46	45	2	0	0	0	0	572	0	3.39
RETALIATION		2921.05	0	0	0	0	7	1	5	1	0	0	0	0	14	0	.08
TAKING IDENTITY OF ANOTHER		2913.49	0	0	2	1	10	3	8	8	9	7	0	0	48	0	.28
TAMPERING WITH EVIDENCE		2921.12	0	0	0	0	234	74	49	20	0	0	0	0	377	0	2.24
TAMPERING WITH RECORDS		2913.42	0	0	0	0	12	11	4	3	0	0	0	0	30	0	.18
TELECOMMUNICATIONS HARRASSMENT		2917.21	0	0	0	0	0	0	0	0	6	0	0	0	6	0	.04
THEFT IN OFFICE		2921.41	0	0	0	0	1	6	0	0	0	1	0	0	8	0	.05
VIOLATION OF PROTECTION ORDER		2919.27	0	0	0	0	22	0	1	0	55	3	0	0	81	0	.48
OTHER FELONY OFFENSES			0	0	0	0	0	0	2	0	3	1	0	0	6	4	.06
ABUSE OF COMPANION ANIMAL		959.131	0	0	0	0	0	0	0	0	2	1	0	0	3	0	.02
ILLEGAL TRANSPORTATION OF SCRAP TIRES		3734.83	0	0	0	0	0	0	0	0	0	0	0	0	0	2	.01
JUDICIAL SANCTION		2929.14	0	0	0	0	0	0	2	0	1	0	0	0	3	2	.03
TOTAL FELONY OFFENSES			1,469	156	2,236	322	5,200	860	2,952	486	2,310	593	250	16	16,850	6	100.00

* FOR SOME CRIMES AGAINST PERSONS, SEX OFFENSES AND AGGRAVATED BURGLARY, ATTEMPTED OFFENSES ARE REPORTED SEPARATELY. FOR OTHER CRIMES, ATTEMPTED OFFENSES ARE INCLUDED IN THE PRIMARY CATEGORIES.

** 'V' SIGNIFIES A CRIME OF VIOLENCE IN ACCORDANCE WITH O.R.C. 2901.01 (A)(9)(a).

*** ONLY SOME CASES ARE VIOLENT.

**** 6 CASES OF UNCLASSIFIED FELONY LEVELS NOT INCLUDED IN DEPT. TOTAL.

**CY 2019 TOTAL COMMITMENTS TABLE:
LIFE/DEATH, 1ST, 2ND, 3RD, 4TH AND 5TH DEGREE FELONS,
BY COUNTY OF COMMITMENT***

COMMITTING COUNTY	1ST DEG	2ND DEG	3RD DEG	4TH DEG	5TH DEG	TOTAL 3,4,5	PERCENT 3,4,5	TOTAL 1,2	LIFE/DEATH	TOTAL COMMITS
ADAMS	3	8	28	6	25	59	83.10	11	1	71
ALLEN	16	39	66	23	10	99	62.66	55	4	158
ASHLAND	9	8	23	10	43	76	81.72	17	0	93
ASHTABULA	12	35	74	32	19	125	71.02	47	4	176
ATHENS	14	23	39	10	0	49	56.98	37	0	86
AUGLAIZE	1	4	31	16	16	63	91.30	5	1	69
BELMONT	3	16	42	25	6	73	77.66	19	2	94
BROWN	9	18	35	32	8	75	69.44	27	6	108
BUTLER	32	47	162	134	81	377	81.43	79	7	463
CARROLL	2	1	15	9	8	32	88.89	3	1	36
CHAMPAIGN	1	4	33	32	29	94	94.95	5	0	99
CLARK	14	31	91	77	99	267	85.58	45	0	312
CLERMONT	24	36	118	47	152	317	83.42	60	3	380
CLINTON	5	7	22	28	11	61	83.56	12	0	73
COLUMBIANA	13	16	69	29	44	142	82.56	29	1	172
COSHOCTON	9	19	39	24	15	78	72.22	28	2	108
CRAWFORD	8	27	73	38	123	234	86.67	35	1	270
CUYAHOGA	278	345	664	403	232	1,299	65.61	623	58	1,980
DARKE	5	5	37	4	0	41	80.39	10	0	51
DEFIANCE	6	17	44	33	15	92	80.00	23	0	115
DELAWARE	11	15	22	11	11	44	60.27	26	3	73
ERIE	10	10	46	41	38	125	86.21	20	0	145
FAIRFIELD	16	25	91	54	50	195	81.59	41	3	239
FAYETTE	3	11	44	34	34	112	88.19	14	1	127
FRANKLIN	173	293	388	158	60	606	55.34	466	23	1,095
FULTON	0	3	9	10	9	28	87.50	3	1	32
GALLIA	5	23	36	15	8	59	67.82	28	0	87
GEAUGA	0	3	4	4	4	12	80.00	3	0	15
GREENE	14	26	78	34	46	158	78.61	40	3	201
GUERNSEY	3	5	46	39	30	115	92.74	8	1	124
HAMILTON	132	162	509	178	156	843	73.43	294	11	1,148
HANCOCK	14	11	48	33	14	95	79.17	25	0	120
HARDIN	2	6	15	21	22	58	87.88	8	0	66
HARRISON	1	4	11	3	0	14	66.67	5	2	21
HENRY	0	0	12	12	1	25	100.00	0	0	25
HIGHLAND	2	5	41	19	20	80	90.91	7	1	88
HOCKING	0	6	17	10	3	30	81.08	6	1	37
HOLMES	1	1	6	23	1	30	93.75	2	0	32
HURON	5	18	30	26	1	57	69.51	23	2	82
JACKSON	5	7	26	22	14	62	83.78	12	0	74
JEFFERSON	18	19	43	21	4	68	61.82	37	5	110
KNOX	7	13	31	9	19	59	74.68	20	0	79
LAKE	17	33	56	90	110	256	82.05	50	6	312
LAWRENCE	9	20	75	49	20	144	81.36	29	4	177
LICKING	32	66	105	46	37	188	65.28	98	2	288
LOGAN	4	8	26	24	17	67	83.75	12	1	80

LORAIN	66	51	90	33	20	143	54.58	117	2	262
LUCAS	71	117	145	71	27	243	55.10	188	10	441
MADISON	4	12	20	17	9	46	73.02	16	1	63
MAHONING	41	58	129	60	46	235	67.72	99	13	347
MARION	11	17	82	77	61	220	87.30	28	4	252
MEDINA	9	35	59	9	4	72	61.02	44	2	118
MEIGS	2	9	9	8	15	32	72.73	11	1	44
MERCER	1	1	18	10	19	47	94.00	2	1	50
MIAMI	8	17	34	41	53	128	83.66	25	0	153
MONROE	0	0	12	8	0	20	95.24	0	1	21
MONTGOMERY	97	119	214	86	80	380	62.60	216	11	607
MORGAN	2	2	10	3	0	13	76.47	4	0	17
MORROW	1	5	11	10	3	24	80.00	6	0	30
MUSKINGUM	34	37	139	89	132	360	82.95	71	3	434
NOBLE	0	4	18	4	5	27	87.10	4	0	31
OTTAWA	5	3	17	13	2	32	80.00	8	0	40
PAULDING	1	2	13	16	4	33	91.67	3	0	36
PERRY	3	10	21	3	1	25	65.79	13	0	38
PICKAWAY	5	10	33	26	8	67	81.71	15	0	82
PIKE	4	2	9	6	5	20	76.92	6	0	26
PORTAGE	6	26	58	45	32	135	79.88	32	2	169
PREBLE	3	11	16	6	9	31	68.89	14	0	45
PUTNAM	2	0	11	7	0	18	90.00	2	0	20
RICHLAND	31	39	109	73	153	335	82.11	70	3	408
ROSS	12	31	67	56	13	136	73.91	43	5	184
SANDUSKY	5	9	27	20	10	57	76.00	14	4	75
SCIOTO	15	35	108	80	53	241	81.69	50	4	295
SENECA	4	16	34	20	1	55	73.33	20	0	75
SHELBY	1	4	35	44	73	152	96.82	5	0	157
STARK	61	93	215	107	65	387	70.88	154	5	546
SUMMIT	79	124	341	109	81	531	70.42	203	20	754
TRUMBULL	27	35	90	64	118	272	80.47	62	4	338
TUSCARAWAS	6	9	20	21	10	51	77.27	15	0	66
UNION	5	12	21	10	2	33	64.71	17	1	51
VAN WERT	2	10	18	20	0	38	76.00	12	0	50
VINTON	0	7	13	12	4	29	80.56	7	0	36
WARREN	17	29	92	27	44	163	76.89	46	3	212
WASHINGTON	9	11	38	15	2	55	73.33	20	0	75
WAYNE	6	15	37	21	15	73	73.74	21	5	99
WILLIAMS	3	6	50	27	8	85	90.43	9	0	94
WOOD	17	21	39	54	38	131	77.51	38	0	169
WYANDOT	0	5	19	12	13	44	89.80	5	0	49
TOTAL	1,624	2,558	6,061	3,438	2,903	12,402		4,182	266	16,850
AVERAGE PER COUNTY	18.45	29.07	68.88	39.07	32.99	140.93	73.60	47.52	3.02	191.48

* 6 cases of unclassified felony levels not included

**CY 2019 MALE COMMITMENTS TABLE:
LIFE/DEATH, 1ST, 2ND, 3RD, 4TH AND 5TH DEGREE FELONS,
BY COUNTY OF COMMITMENT***

COMMITTING COUNTY	1ST DEG	2ND DEG	3RD DEG	4TH DEG	5TH DEG	TOTAL 3,4,5	PERCENT 3,4,5	TOTAL 1,2	LIFE/DEATH	TOTAL COMMITS
ADAMS	2	8	17	6	19	42	79.25	10	1	53
ALLEN	15	35	55	18	8	81	60.00	50	4	135
ASHLAND	9	7	20	9	31	60	78.95	16	0	76
ASHTABULA	9	30	62	28	17	107	71.81	39	3	149
ATHENS	10	21	33	9	0	42	57.53	31	0	73
AUGLAIZE	1	3	24	13	11	48	90.57	4	1	53
BELMONT	2	13	35	21	5	61	78.21	15	2	78
BROWN	6	17	31	29	8	68	70.10	23	6	97
BUTLER	30	41	137	112	64	313	80.26	71	6	390
CARROLL	1	1	14	9	6	29	90.63	2	1	32
CHAMPAIGN	1	3	24	27	25	76	95.00	4	0	80
CLARK	14	28	80	70	70	220	83.97	42	0	262
CLERMONT	21	28	93	40	104	237	82.01	49	3	289
CLINTON	4	5	17	22	9	48	84.21	9	0	57
COLUMBIANA	12	14	53	22	33	108	80.00	26	1	135
COSHOCTON	6	15	34	18	13	65	73.86	21	2	88
CRAWFORD	7	20	54	30	75	159	85.03	27	1	187
CUYAHOGA	266	323	606	375	204	1,185	64.82	589	54	1,828
DARKE	5	4	31	4	0	35	79.55	9	0	44
DEFIANCE	6	16	35	29	11	75	77.32	22	0	97
DELAWARE	10	15	21	8	9	38	57.58	25	3	66
ERIE	8	7	43	36	31	110	88.00	15	0	125
FAIRFIELD	15	19	63	48	42	153	80.53	34	3	190
FAYETTE	1	10	35	29	20	84	87.50	11	1	96
FRANKLIN	158	269	358	143	54	555	55.22	427	23	1,005
FULTON	0	3	7	8	8	23	85.19	3	1	27
GALLIA	3	18	27	15	7	49	70.00	21	0	70
GEAUGA	0	3	4	4	4	12	80.00	3	0	15
GREENE	11	18	63	27	34	124	80.00	29	2	155
GUERNSEY	2	5	33	22	27	82	91.11	7	1	90
HAMILTON	126	149	471	167	137	775	73.11	275	10	1,060
HANCOCK	10	11	43	26	12	81	79.41	21	0	102
HARDIN	2	5	11	15	20	46	86.79	7	0	53
HARRISON	0	4	9	2	0	11	64.71	4	2	17
HENRY	0	0	12	11	0	23	100.00	0	0	23
HIGHLAND	2	5	35	17	16	68	89.47	7	1	76
HOCKING	0	3	15	9	3	27	87.10	3	1	31
HOLMES	1	1	5	19	1	25	92.59	2	0	27
HURON	5	15	28	19	1	48	68.57	20	2	70
JACKSON	3	7	23	18	10	51	83.61	10	0	61
JEFFERSON	15	16	38	16	4	58	61.70	31	5	94
KNOX	6	12	24	9	16	49	73.13	18	0	67
LAKE	15	29	48	81	92	221	81.85	44	5	270
LAWRENCE	4	14	54	36	14	104	83.20	18	3	125
LICKING	28	48	78	32	32	142	64.55	76	2	220
LOGAN	4	6	22	20	13	55	84.62	10	0	65

LORAIN	61	46	81	30	17	128	54.01	107	2	237
LUCAS	67	112	133	65	25	223	54.26	179	9	411
MADISON	4	11	17	17	6	40	71.43	15	1	56
MAHONING	39	51	118	51	38	207	66.77	90	13	310
MARION	10	15	73	62	56	191	86.82	25	4	220
MEDINA	9	27	49	9	4	62	62.00	36	2	100
MEIGS	2	7	8	6	9	23	71.88	9	0	32
MERCER	1	1	14	6	15	35	92.11	2	1	38
MIAMI	7	16	30	32	41	103	81.75	23	0	126
MONROE	0	0	7	5	0	12	92.31	0	1	13
MONTGOMERY	89	102	182	77	65	324	61.60	191	11	526
MORGAN	2	2	9	2	0	11	73.33	4	0	15
MORROW	1	5	7	8	1	16	72.73	6	0	22
MUSKINGUM	27	31	106	77	97	280	82.11	58	3	341
NOBLE	0	4	11	4	5	20	83.33	4	0	24
OTTAWA	5	2	16	11	2	29	80.56	7	0	36
PAULDING	1	2	12	13	4	29	90.63	3	0	32
PERRY	3	9	17	3	1	21	63.64	12	0	33
PICKAWAY	5	9	28	20	6	54	79.41	14	0	68
PIKE	4	2	9	5	5	19	76.00	6	0	25
PORTAGE	5	23	52	38	26	116	79.45	28	2	146
PREBLE	3	6	13	5	9	27	75.00	9	0	36
PUTNAM	1	0	8	6	0	14	93.33	1	0	15
RICHLAND	27	34	94	64	116	274	81.07	61	3	338
ROSS	10	24	51	38	12	101	72.14	34	5	140
SANDUSKY	4	9	22	19	8	49	74.24	13	4	66
SCIOTO	12	30	85	63	41	189	80.77	42	3	234
SENECA	4	14	28	19	1	48	72.73	18	0	66
SHELBY	1	3	28	34	47	109	96.46	4	0	113
STARK	54	76	187	94	58	339	71.52	130	5	474
SUMMIT	73	113	315	99	70	484	70.25	186	19	689
TRUMBULL	26	28	75	58	93	226	79.86	54	3	283
TUSCARAWAS	6	8	17	18	9	44	75.86	14	0	58
UNION	3	12	12	7	2	21	56.76	15	1	37
VAN WERT	1	7	14	16	0	30	78.95	8	0	38
VINTON	0	7	12	10	4	26	78.79	7	0	33
WARREN	16	19	81	26	32	139	78.53	35	3	177
WASHINGTON	9	10	30	15	2	47	71.21	19	0	66
WAYNE	6	8	32	16	12	60	75.95	14	5	79
WILLIAMS	2	4	40	21	7	68	91.89	6	0	74
WOOD	12	19	36	45	32	113	78.47	31	0	144
WYANDOT	0	4	17	10	12	39	90.70	4	0	43
TOTAL	1,468	2,236	5,201	2,952	2,310	10,463		3,704	250	14,417
AVERAGE PER COUNTY	16.68	25.41	59.10	33.55	26.25	118.90	72.57	42.09	2.84	163.83

* 6 cases of unclassified felony levels not included

**CY 2019 FEMALE COMMITMENTS TABLE:
LIFE/DEATH, 1ST, 2ND, 3RD, 4TH AND 5TH DEGREE FELONS,
BY COUNTY OF COMMITMENT**

COMMITTING COUNTY	1ST DEG	2ND DEG	3RD DEG	4TH DEG	5TH DEG	TOTAL 3,4,5	PERCENT 3,4,5	TOTAL 1,2	LIFE/DEATH	TOTAL COMMITS
ADAMS	1	0	11	0	6	17	94.44	1	0	18
ALLEN	1	4	11	5	2	18	78.26	5	0	23
ASHLAND	0	1	3	1	12	16	94.12	1	0	17
ASHTABULA	3	5	12	4	2	18	66.67	8	1	27
ATHENS	4	2	6	1	0	7	53.85	6	0	13
AUGLAIZE	0	1	7	3	5	15	93.75	1	0	16
BELMONT	1	3	7	4	1	12	75.00	4	0	16
BROWN	3	1	4	3	0	7	63.64	4	0	11
BUTLER	2	6	25	22	17	64	87.67	8	1	73
CARROLL	1	0	1	0	2	3	75.00	1	0	4
CHAMPAIGN	0	1	9	5	4	18	94.74	1	0	19
CLARK	0	3	11	7	29	47	94.00	3	0	50
CLERMONT	3	8	25	7	48	80	87.91	11	0	91
CLINTON	1	2	5	6	2	13	81.25	3	0	16
COLUMBIANA	1	2	16	7	11	34	91.89	3	0	37
COSHOCTON	3	4	5	6	2	13	65.00	7	0	20
CRAWFORD	1	7	19	8	48	75	90.36	8	0	83
CUYAHOGA	12	22	58	28	28	114	75.00	34	4	152
DARKE	0	1	6	0	0	6	85.71	1	0	7
DEFIANCE	0	1	9	4	4	17	94.44	1	0	18
DELAWARE	1	0	1	3	2	6	85.71	1	0	7
ERIE	2	3	3	5	7	15	75.00	5	0	20
FAIRFIELD	1	6	28	6	8	42	85.71	7	0	49
FAYETTE	2	1	9	5	14	28	90.32	3	0	31
FRANKLIN	15	24	30	15	6	51	56.67	39	0	90
FULTON	0	0	2	2	1	5	100.00	0	0	5
GALLIA	2	5	9	0	1	10	58.82	7	0	17
GEAUGA	0	0	0	0	0	0	0.00	0	0	0
GREENE	3	8	15	7	12	34	73.91	11	1	46
GUERNSEY	1	0	13	17	3	33	97.06	1	0	34
HAMILTON	6	13	38	11	19	68	77.27	19	1	88
HANCOCK	4	0	5	7	2	14	77.78	4	0	18
HARDIN	0	1	4	6	2	12	92.31	1	0	13
HARRISON	1	0	2	1	0	3	75.00	1	0	4
HENRY	0	0	0	1	1	2	100.00	0	0	2
HIGHLAND	0	0	6	2	4	12	100.00	0	0	12
HOCKING	0	3	2	1	0	3	50.00	3	0	6
HOLMES	0	0	1	4	0	5	100.00	0	0	5
HURON	0	3	2	7	0	9	75.00	3	0	12
JACKSON	2	0	3	4	4	11	84.62	2	0	13
JEFFERSON	3	3	5	5	0	10	62.50	6	0	16
KNOX	1	1	7	0	3	10	83.33	2	0	12
LAKE	2	4	8	9	18	35	83.33	6	1	42
LAWRENCE	5	6	21	13	6	40	76.92	11	1	52
LICKING	4	18	27	14	5	46	67.65	22	0	68
LOGAN	0	2	4	4	4	12	80.00	2	1	15

LORAIN	5	5	9	3	3	15	60.00	10	0	25
LUCAS	4	5	12	6	2	20	66.67	9	1	30
MADISON	0	1	3	0	3	6	85.71	1	0	7
MAHONING	2	7	11	9	8	28	75.68	9	0	37
MARION	1	2	9	15	5	29	90.63	3	0	32
MEDINA	0	8	10	0	0	10	55.56	8	0	18
MEIGS	0	2	1	2	6	9	75.00	2	1	12
MERCER	0	0	4	4	4	12	100.00	0	0	12
MIAMI	1	1	4	9	12	25	92.59	2	0	27
MONROE	0	0	5	3	0	8	100.00	0	0	8
MONTGOMERY	8	17	32	9	15	56	69.14	25	0	81
MORGAN	0	0	1	1	0	2	100.00	0	0	2
MORROW	0	0	4	2	2	8	100.00	0	0	8
MUSKINGUM	7	6	33	12	35	80	86.02	13	0	93
NOBLE	0	0	7	0	0	7	100.00	0	0	7
OTTAWA	0	1	1	2	0	3	75.00	1	0	4
PAULDING	0	0	1	3	0	4	100.00	0	0	4
PERRY	0	1	4	0	0	4	80.00	1	0	5
PICKAWAY	0	1	5	6	2	13	92.86	1	0	14
PIKE	0	0	0	1	0	1	100.00	0	0	1
PORTAGE	1	3	6	7	6	19	82.61	4	0	23
PREBLE	0	5	3	1	0	4	44.44	5	0	9
PUTNAM	1	0	3	1	0	4	80.00	1	0	5
RICHLAND	4	5	15	9	37	61	87.14	9	0	70
ROSS	2	7	16	18	1	35	79.55	9	0	44
SANDUSKY	1	0	5	1	2	8	88.89	1	0	9
SCIOTO	3	5	23	17	12	52	85.25	8	1	61
SENECA	0	2	6	1	0	7	77.78	2	0	9
SHELBY	0	1	7	10	26	43	97.73	1	0	44
STARK	7	17	28	13	7	48	66.67	24	0	72
SUMMIT	6	11	26	10	11	47	72.31	17	1	65
TRUMBULL	1	7	15	6	25	46	83.64	8	1	55
TUSCARAWAS	0	1	3	3	1	7	87.50	1	0	8
UNION	2	0	9	3	0	12	85.71	2	0	14
VAN WERT	1	3	4	4	0	8	66.67	4	0	12
VINTON	0	0	1	2	0	3	100.00	0	0	3
WARREN	1	10	11	1	12	24	68.57	11	0	35
WASHINGTON	0	1	8	0	0	8	88.89	1	0	9
WAYNE	0	7	5	5	3	13	65.00	7	0	20
WILLIAMS	1	2	10	6	1	17	85.00	3	0	20
WOOD	5	2	3	9	6	18	72.00	7	0	25
WYANDOT	0	1	2	2	1	5	83.33	1	0	6
TOTAL	156	322	860	486	593	1,939		478	16	2,433
AVERAGE PER COUNTY	1.77	3.66	9.77	5.52	6.74	22.03	79.70	5.43	0.18	27.65