

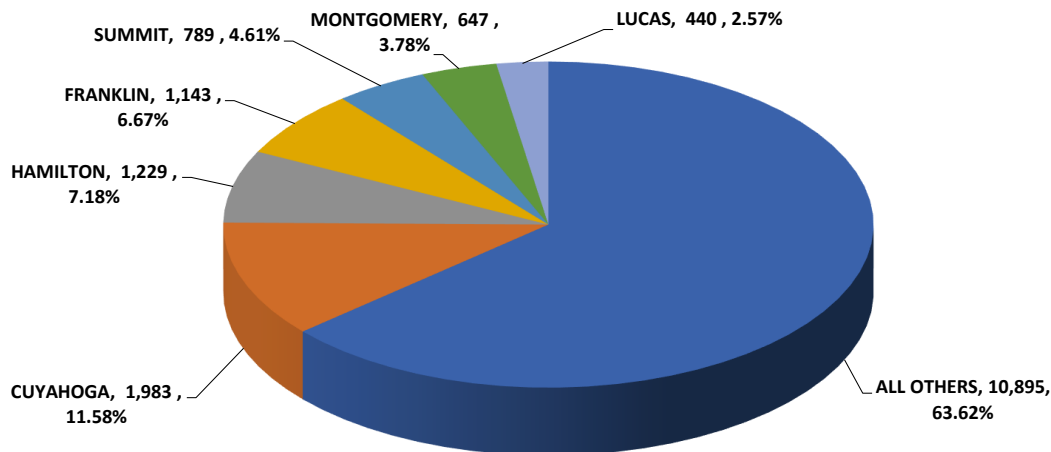
**OHIO DEPARTMENT OF REHABILITATION AND CORRECTION
FISCAL YEAR 2019 COMMITMENT REPORT**

**NUMBER OF COMMITMENTS, BY COUNTY AND RECEPTION CENTER,
FISCAL YEAR 2019**

COUNTY	CRC MALE		LORCI MALE		TOTAL MALE		ORW FEMALE		COUNTY TOTAL	PERCENT OF TOTAL
	N	% CRC	N	% LORCI	N	% male	N	% female		
ADAMS	62	0.70	0	0.00	62	0.42	27	1.10	89	0.52
ALLEN	128	1.45	0	0.00	128	0.87	19	0.78	147	0.86
ASHLAND	0	0.00	79	1.34	79	0.54	15	0.61	94	0.55
ASHTABULA	0	0.00	158	2.69	158	1.08	30	1.23	188	1.10
ATHENS	75	0.85	0	0.00	75	0.51	13	0.53	88	0.51
AUGLAIZE	44	0.50	0	0.00	44	0.30	8	0.33	52	0.30
BELMONT	57	0.65	0	0.00	57	0.39	14	0.57	71	0.41
BROWN	109	1.24	0	0.00	109	0.74	20	0.82	129	0.75
BUTLER	417	4.74	0	0.00	417	2.84	78	3.19	495	2.89
CARROLL	1	0.01	28	0.48	29	0.20	6	0.25	35	0.20
CHAMPAIGN	73	0.83	0	0.00	73	0.50	16	0.65	89	0.52
CLARK	293	3.33	1	0.02	294	2.00	57	2.33	351	2.05
CLERMONT	297	3.37	1	0.02	298	2.03	87	3.56	385	2.25
CLINTON	58	0.66	0	0.00	58	0.40	8	0.33	66	0.39
COLUMBIANA	0	0.00	129	2.20	129	0.88	29	1.19	158	0.92
COSHOCTON	80	0.91	2	0.03	82	0.56	24	0.98	106	0.62
CRAWFORD	0	0.00	179	3.05	179	1.22	70	2.86	249	1.45
CUYAHOGA	0	0.00	1819	30.96	1,819	12.39	164	6.70	1,983	11.58
DARKE	38	0.43	0	0.00	38	0.26	7	0.29	45	0.26
DEFIANCE	89	1.01	0	0.00	89	0.61	20	0.82	109	0.64
DELAWARE	86	0.98	1	0.02	87	0.59	11	0.45	98	0.57
ERIE	0	0.00	114	1.94	114	0.78	14	0.57	128	0.75
FAIRFIELD	194	2.20	0	0.00	194	1.32	49	2.00	243	1.42
FAYETTE	104	1.18	0	0.00	104	0.71	39	1.59	143	0.83
FRANKLIN	1040	11.81	1	0.02	1,041	7.09	102	4.17	1,143	6.67
FULTON	30	0.34	0	0.00	30	0.20	6	0.25	36	0.21
GALLIA	62	0.70	1	0.02	63	0.43	15	0.61	78	0.46
GEAUGA	0	0.00	18	0.31	18	0.12	1	0.04	19	0.11
GREENE	164	1.86	0	0.00	164	1.12	41	1.68	205	1.20
GUERNSEY	87	0.99	1	0.02	88	0.60	37	1.51	125	0.73
HAMILTON	1129	12.82	0	0.00	1,129	7.69	100	4.09	1,229	7.18
HANCOCK	78	0.89	0	0.00	78	0.53	8	0.33	86	0.50
HARDIN	52	0.59	0	0.00	52	0.35	11	0.45	63	0.37
HARRISON	21	0.24	1	0.02	22	0.15	2	0.08	24	0.14
HENRY	26	0.30	0	0.00	26	0.18	4	0.16	30	0.18
HIGHLAND	85	0.97	0	0.00	85	0.58	19	0.78	104	0.61
HOCKING	44	0.50	0	0.00	44	0.30	10	0.41	54	0.32
HOLMES	0	0.00	33	0.56	33	0.22	6	0.25	39	0.23
HURON	0	0.00	66	1.12	66	0.45	7	0.29	73	0.43
JACKSON	66	0.75	0	0.00	66	0.45	11	0.45	77	0.45
JEFFERSON	0	0.00	84	1.43	84	0.57	11	0.45	95	0.55
KNOX	69	0.78	0	0.00	69	0.47	12	0.49	81	0.47
LAKE	0	0.00	252	4.29	252	1.72	41	1.68	293	1.71
LAWRENCE	117	1.33	0	0.00	117	0.80	39	1.59	156	0.91
LICKING	224	2.54	0	0.00	224	1.53	54	2.21	278	1.62
LOGAN	87	0.99	0	0.00	87	0.59	16	0.65	103	0.60
LORAIN	2	0.02	263	4.48	265	1.81	26	1.06	291	1.70
LUCAS	409	4.65	0	0.00	409	2.79	31	1.27	440	2.57
MADISON	48	0.55	0	0.00	48	0.33	21	0.86	69	0.40
MAHONING	1	0.01	314	5.34	315	2.15	46	1.88	361	2.11
MARION	168	1.91	0	0.00	168	1.14	14	0.57	182	1.06
MEDINA	0	0.00	114	1.94	114	0.78	25	1.02	139	0.81
MEIGS	39	0.44	0	0.00	39	0.27	18	0.74	57	0.33

NUMBER OF COMMITMENTS, BY COUNTY AND RECEPTION CENTER, FISCAL YEAR 2019										
COUNTY	CRC MALE		LORCI MALE		TOTAL MALE		ORW FEMALE		COUNTY TOTAL	PERCENT OF TOTAL
	N	% CRC	N	% LORCI	N	% male	N	% female		
MERCER	43	0.49	0	0.00	43	0.29	12	0.49	55	0.32
MIAMI	150	1.70	0	0.00	150	1.02	28	1.14	178	1.04
MONROE	24	0.27	0	0.00	24	0.16	9	0.37	33	0.19
MONTGOMERY	570	6.47	0	0.00	570	3.88	77	3.15	647	3.78
MORGAN	16	0.18	0	0.00	16	0.11	2	0.08	18	0.11
MORROW	21	0.24	1	0.02	22	0.15	7	0.29	29	0.17
MUSKINGUM	338	3.84	1	0.02	339	2.31	105	4.29	444	2.59
NOBLE	18	0.20	0	0.00	18	0.12	7	0.29	25	0.15
OTTAWA	0	0.00	41	0.70	41	0.28	6	0.25	47	0.27
PAULDING	42	0.48	0	0.00	42	0.29	7	0.29	49	0.29
PERRY	36	0.41	0	0.00	36	0.25	6	0.25	42	0.25
PICKAWAY	63	0.72	0	0.00	63	0.43	19	0.78	82	0.48
PIKE	16	0.18	0	0.00	16	0.11	3	0.12	19	0.11
PORTAGE	0	0.00	152	2.59	152	1.04	19	0.78	171	1.00
PREBLE	44	0.50	0	0.00	44	0.30	11	0.45	55	0.32
PUTNAM	12	0.14	0	0.00	12	0.08	7	0.29	19	0.11
RICHLAND	0	0.00	301	5.12	301	2.05	68	2.78	369	2.15
ROSS	140	1.59	0	0.00	140	0.95	37	1.51	177	1.03
SANDUSKY	0	0.00	83	1.41	83	0.57	10	0.41	93	0.54
SCIOTO	221	2.51	0	0.00	221	1.51	61	2.49	282	1.65
SENECA	1	0.01	75	1.28	76	0.52	9	0.37	85	0.50
SHELBY	132	1.50	0	0.00	132	0.90	35	1.43	167	0.98
STARK	0	0.00	500	8.51	500	3.41	70	2.86	570	3.33
SUMMIT	0	0.00	709	12.07	709	4.83	80	3.27	789	4.61
TRUMBULL	0	0.00	284	4.83	284	1.93	54	2.21	338	1.97
TUSCARAWAS	45	0.51	0	0.00	45	0.31	10	0.41	55	0.32
UNION	37	0.42	0	0.00	37	0.25	11	0.45	48	0.28
VAN WERT	40	0.45	0	0.00	40	0.27	8	0.33	48	0.28
VINTON	31	0.35	0	0.00	31	0.21	3	0.12	34	0.20
WARREN	183	2.08	0	0.00	183	1.25	35	1.43	218	1.27
WASHINGTON	61	0.69	0	0.00	61	0.42	10	0.41	71	0.41
WAYNE	0	0.00	68	1.16	68	0.46	15	0.61	83	0.48
WILLIAMS	74	0.84	0	0.00	74	0.50	15	0.61	89	0.52
WOOD	147	1.67	1	0.02	148	1.01	23	0.94	171	1.00
WYANDOT	44	0.50	0	0.00	44	0.30	8	0.33	52	0.30
NOT REPORTED	3	0.03	0	0.00	3	0.02	0	0.00	3	0.02
TOTAL	8,805	100.00	5,875	100.00	14,680	100.00	2,446	100.00	17,126	100.00

Figure 1. Largest 6 Urban Counties by Population* (not DRC)

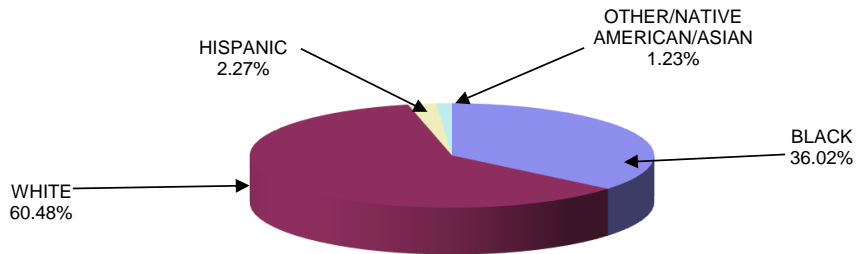


* Six largest based on total county population, based on the U.S. Census, 2010; Stark, Butler and Muskingum counties, with 570, 495 & 444 commitments respectively, have more commitments than Lucas county.

**NUMBER OF COMMITMENTS, BY RACE/ETHNICITY AND RECEPTION CENTER,
FISCAL YEAR 2019**

RACE/ETHNICITY	CRC MALE		LORCI MALE		TOTAL MALE		ORW FEMALE		GROUP TOTAL	PERCENT OF TOTAL
	N	%	N	%	N	%	N	%		
BLACK	2,877	32.67	2,877	48.97	5,754	39.20	415	16.97	6,169	36.02
WHITE	5,588	63.46	2,781	47.34	8,369	57.01	1,988	81.28	10,357	60.48
HISPANIC	226	2.57	146	2.49	372	2.53	17	0.70	389	2.27
WHITE HISPANIC	15	0.17	0	0.00	15	0.10	2	0.08	17	0.10
BLACK HISPANIC	6	0.07	1	0.02	7	0.05	0	0.00	7	0.04
HISPANIC (RACE NOT SPECIFIED)	205	2.33	145	2.47	350	2.38	15	0.61	365	2.13
NATIVE AMERICAN	21	0.24	9	0.15	30	0.20	2	0.08	32	0.19
ASIAN /PACIFIC ISLANDER	11	0.12	5	0.09	16	0.11	3	0.12	19	0.11
OTHER	82	0.93	57	0.97	139	0.95	21	0.86	160	0.93
TOTAL	8,805	100.00	5,875	100.00	14,680	100.00	2,446	100.00	17,126	100.00

Figure 2. Commitment by Race/Ethnicity



**NUMBER OF COMMITMENTS, BY AGE AT ADMISSION AND RECEPTION CENTER,
FISCAL YEAR 2019**

INMATE AGE	CRC MALE		LORCI MALE		TOTAL MALE		ORW FEMALE		AGE TOTAL	PERCENT OF TOTAL
	N	%	N	%	N	%	N	%		
15	0	0.00	1	0.02	1	0.01	0	0.00	1	0.01
16	7	0.08	6	0.10	13	0.09	0	0.00	13	0.08
17	22	0.25	23	0.39	45	0.31	0	0.00	45	0.26
18	94	1.07	83	1.41	177	1.21	11	0.45	188	1.10
19	154	1.75	148	2.52	302	2.06	22	0.90	324	1.89
20	214	2.43	169	2.88	383	2.61	38	1.55	421	2.46
21 - 24	1,064	12.08	745	12.68	1,809	12.32	216	8.83	2,025	11.82
25 - 29	1,722	19.56	1,173	19.97	2,895	19.72	558	22.81	3,453	20.16
30 - 34	1,628	18.49	1,037	17.65	2,665	18.15	567	23.18	3,232	18.87
35 - 39	1,460	16.58	891	15.17	2,351	16.01	463	18.93	2,814	16.43
40 - 44	932	10.58	604	10.28	1,536	10.46	255	10.43	1,791	10.46
45 - 49	663	7.53	410	6.98	1,073	7.31	155	6.34	1,228	7.17
50 - 54	398	4.52	273	4.65	671	4.57	94	3.84	765	4.47
55 - 59	241	2.74	168	2.86	409	2.79	46	1.88	455	2.66
60 - 64	135	1.53	95	1.62	230	1.57	15	0.61	245	1.43
65 - 69	46	0.52	35	0.60	81	0.55	4	0.16	85	0.50
70 - 74	18	0.20	8	0.14	26	0.18	1	0.04	27	0.16
75 - 79	7	0.08	6	0.10	13	0.09	0	0.00	13	0.08
80 AND OVER	0	0.00	0	0.00	0	0.00	1	0.04	1	0.01
TOTAL	8,805	100.00	5,875	100.00	14,680	100.00	2,446	100.00	17,126	100.00
MEAN	34.47		34.05		34.30		34.04		34.27	
MEDIAN	33.00		32.00		33.00		33.00		33.00	
50 AND OVER	845	9.60	585	9.96	1,430	9.74	161	6.58	1,591	9.29
17 AND UNDER	29	0.33	30	0.51	59	0.40	0	0.00	59	0.34
18 AND OVER	8,776	99.67	5,845	99.49	14,621	99.60	2,446	100.00	17,067	99.66

NUMBER OF COMMITMENTS, BY AGE AT ADMISSION AND RECEPTION CENTER FISCAL YEAR 2019										
INMATE AGE	CRC MALE		LORCI MALE		TOTAL MALE		ORW FEMALE		AGE TOTAL	PERCENT OF TOTAL
	N	%	N	%	N	%	N	%		
15	0	0.00	1	0.02	1	0.01	0	0.00	1	0.01
16	7	0.08	6	0.10	13	0.09	0	0.00	13	0.08
17	22	0.25	23	0.39	45	0.31	0	0.00	45	0.26
18	94	1.07	83	1.41	177	1.21	11	0.45	188	1.10
19	154	1.75	148	2.52	302	2.06	22	0.90	324	1.89
20	214	2.43	169	2.88	383	2.61	38	1.55	421	2.46
21	237	2.69	183	3.11	420	2.86	47	1.92	467	2.73
22	242	2.75	185	3.15	427	2.91	58	2.37	485	2.83
23	276	3.13	190	3.23	466	3.17	50	2.04	516	3.01
24	309	3.51	187	3.18	496	3.38	61	2.49	557	3.25
25	303	3.44	213	3.63	516	3.51	87	3.56	603	3.52
26	323	3.67	234	3.98	557	3.79	99	4.05	656	3.83
27	385	4.37	253	4.31	638	4.35	124	5.07	762	4.45
28	355	4.03	238	4.05	593	4.04	125	5.11	718	4.19
29	356	4.04	235	4.00	591	4.03	123	5.03	714	4.17
30	337	3.83	227	3.86	564	3.84	108	4.42	672	3.92
31	349	3.96	212	3.61	561	3.82	120	4.91	681	3.98
32	307	3.49	209	3.56	516	3.51	101	4.13	617	3.60
33	309	3.51	191	3.25	500	3.41	123	5.03	623	3.64
34	326	3.70	198	3.37	524	3.57	115	4.70	639	3.73
35	306	3.48	205	3.49	511	3.48	98	4.01	609	3.56
36	298	3.38	187	3.18	485	3.30	99	4.05	584	3.41
37	283	3.21	165	2.81	448	3.05	115	4.70	563	3.29
38	279	3.17	164	2.79	443	3.02	86	3.52	529	3.09
39	294	3.34	170	2.89	464	3.16	65	2.66	529	3.09
40	269	3.06	158	2.69	427	2.91	64	2.62	491	2.87
41	213	2.42	107	1.82	320	2.18	69	2.82	389	2.27
42	164	1.86	142	2.42	306	2.08	48	1.96	354	2.07
43	151	1.71	109	1.86	260	1.77	33	1.35	293	1.71
44	135	1.53	88	1.50	223	1.52	41	1.68	264	1.54
45	125	1.42	73	1.24	198	1.35	31	1.27	229	1.34
46	147	1.67	86	1.46	233	1.59	45	1.84	278	1.62
47	144	1.64	90	1.53	234	1.59	25	1.02	259	1.51
48	135	1.53	84	1.43	219	1.49	32	1.31	251	1.47
49	112	1.27	77	1.31	189	1.29	22	0.90	211	1.23
50	116	1.32	63	1.07	179	1.22	35	1.43	214	1.25
51	78	0.89	59	1.00	137	0.93	18	0.74	155	0.91
52	61	0.69	56	0.95	117	0.80	17	0.70	134	0.78
53	73	0.83	43	0.73	116	0.79	13	0.53	129	0.75
54	70	0.80	52	0.89	122	0.83	11	0.45	133	0.78
55	64	0.73	43	0.73	107	0.73	17	0.70	124	0.72
56	43	0.49	37	0.63	80	0.54	12	0.49	92	0.54
57	49	0.56	34	0.58	83	0.57	9	0.37	92	0.54
58	46	0.52	32	0.54	78	0.53	6	0.25	84	0.49
59	39	0.44	22	0.37	61	0.42	2	0.08	63	0.37
60	40	0.45	29	0.49	69	0.47	4	0.16	73	0.43
61	31	0.35	22	0.37	53	0.36	4	0.16	57	0.33
62	24	0.27	18	0.31	42	0.29	2	0.08	44	0.26
63	22	0.25	16	0.27	38	0.26	4	0.16	42	0.25
64	18	0.20	10	0.17	28	0.19	1	0.04	29	0.17
65	14	0.16	11	0.19	25	0.17	2	0.08	27	0.16
66	11	0.12	10	0.17	21	0.14	0	0.00	21	0.12
67	8	0.09	7	0.12	15	0.10	1	0.04	16	0.09
68	6	0.07	6	0.10	12	0.08	0	0.00	12	0.07
69	7	0.08	1	0.02	8	0.05	1	0.04	9	0.05
70	9	0.10	1	0.02	10	0.07	1	0.04	11	0.06
71	4	0.05	3	0.05	7	0.05	0	0.00	7	0.04
72	2	0.02	3	0.05	5	0.03	0	0.00	5	0.03
73	1	0.01	1	0.02	2	0.01	0	0.00	2	0.01
74	2	0.02	0	0.00	2	0.01	0	0.00	2	0.01
75	2	0.02	1	0.02	3	0.02	0	0.00	3	0.02
76	2	0.02	1	0.02	3	0.02	0	0.00	3	0.02
77	3	0.03	3	0.05	6	0.04	0	0.00	6	0.04
79	0	0.00	1	0.02	1	0.01	0	0.00	1	0.01
80	0	0.00	0	0.00	0	0.00	1	0.04	1	0.01
TOTAL	8,805	100.00	5,875	100.00	14,680	100.00	2,446	100.00	17,126	100.00
MEAN	34.47		34.05		34.30		34.04		34.27	
MEDIAN	33.00		32.00		33.00		33.00		33.00	

NUMBER OF HOUSE BILL 86 COMMITMENTS, BY FELONY LEVEL* OF MOST SERIOUS CONVICTION OFFENSE, SEX, AND LENGTH OF AGGREGATE SENTENCE, FISCAL YEAR 2019**

FELONY/SENTENCE CATEGORY	MALE		MINIMUM, AVERAGE AND MAXIMUM SENTENCE TERM (IN MONTHS)*			FEMALE		MINIMUM, AVERAGE AND MAXIMUM SENTENCE TERM (IN MONTHS)**			TOTAL	
	N	%	MIN	AVG	MAX	N	%	MIN	AVG	MAX	N	%
DEATH	2	0.01	N/A	N/A	N/A	0	0.00	N/A	N/A	N/A	2	0.01
LIFE	223	1.54	N/A	N/A	N/A	15	0.62	N/A	N/A	N/A	238	1.41
FIRST	1,442	9.94	12.00	104.55	942.00	148	6.10	36.00	86.61	408.00	1,590	9.39
SECOND	2,396	16.52	6.00	53.70	432.00	330	13.59	24.00	47.76	312.00	2,726	16.10
THIRD	5,127	35.34	2.00	28.18	300.00	815	33.57	2.00	26.60	120.00	5,942	35.09
FOURTH	2,998	20.67	2.00	17.80	444.00	497	20.47	3.00	17.62	87.00	3,495	20.64
FIFTH	2,319	15.99	1.00	12.30	246.00	623	25.66	2.00	12.22	84.00	2,942	17.37
TOTAL HB 86	14,507	100.00				2,428	100.00				16,935	100.00
% OF TOTAL COMMITMENTS		84.74					14.18					98.93

* BASED ON AGGREGATE MINIMUM TERMS FOR CASES WITH COMBINED DETERMINATE AND INDETERMINATE SENTENCES. INCLUDES SENTENCE TERMS OUTSIDE OF STATUTORY RANGE.

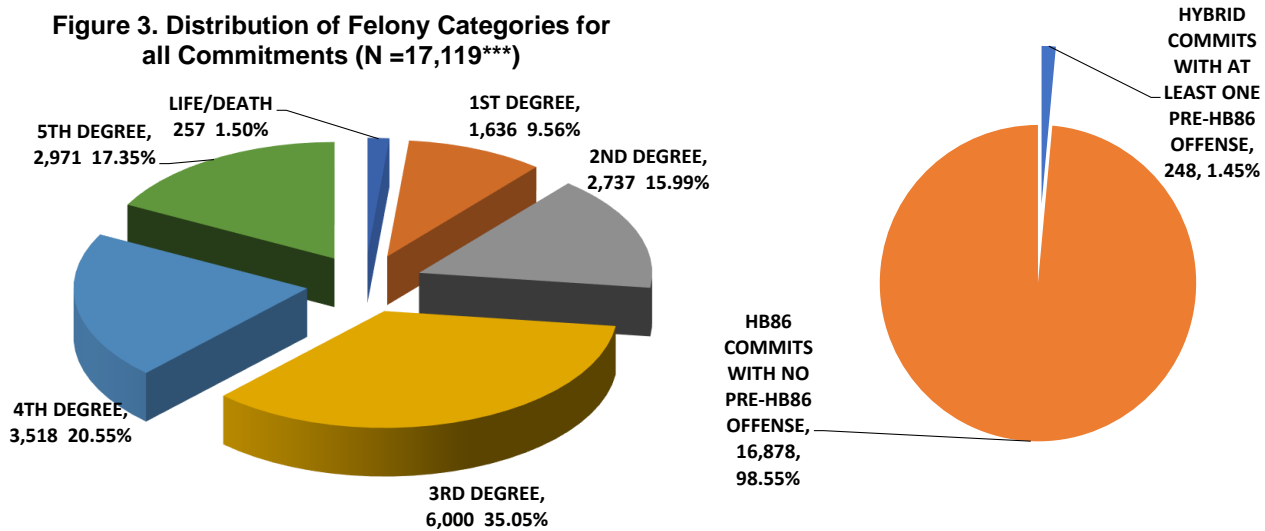
NUMBER OF PRE-HB 86 COMMITMENTS, BY FELONY LEVEL* OF MOST SERIOUS CONVICTION OFFENSE, SEX, AND LENGTH OF AGGREGATE SENTENCE, FISCAL YEAR 2019**

FELONY/SENTENCE CATEGORY	MALE		MINIMUM, AVERAGE AND MAXIMUM SENTENCE TERM (IN MONTHS)**			FEMALE		MINIMUM, AVERAGE AND MAXIMUM SENTENCE TERM (IN MONTHS)*			TOTAL	
	N	%	MIN	AVG	MAX	N	%	MIN	AVG	MAX	N	%
DEATH	0	0.00	N/A	N/A	N/A	0	0.00	N/A	N/A	N/A	0	0.00
LIFE	16	9.64	N/A	N/A	N/A	1	5.56	N/A	N/A	N/A	17	9.24
FIRST	44	26.51	10.00	119.09	348.00	2	11.11	240.00	636.00	1032.00	46	25.00
SECOND	11	6.63	24.00	55.36	132.00	0	0.00	N/A	N/A	N/A	11	5.98
THIRD	50	30.12	9.00	51.86	300.00	8	44.44	12.00	32.49	72.00	58	31.52
FOURTH	22	13.25	6.00	19.39	42.00	1	5.56	8.00	8.00	8.00	23	12.50
FIFTH	23	13.86	3.00	11.43	56.00	6	33.33	3.00	8.84	30.00	29	15.76
TOTAL PRE-HB 86	166	100.00				18	100.00				184	100.00
% OF TOTAL COMMITMENTS		0.97					0.11					1.07

** REFERS TO AGGREGATE MINIMUM SENTENCE LENGTH. INCLUDES SENTENCE TERMS OUTSIDE OF STATUTORY RANGE.

*** 7 CASES OF UNCLASSIFIED FELONY LEVELS NOT INCLUDED

Figure 3. Distribution of Felony Categories for all Commitments (N =17,119*)**



**NUMBER OF COMMITMENTS, BY OFFENSE CATEGORY, OFFENSE, AND RECEPTION CENTER,
FISCAL YEAR 2019**

MOST SERIOUS OFFENSE*	**	Ohio Revised Code (O.R.C.)	CRC MALE	LORCI MALE	TOTAL MALE	ORW FEMALE	DEPT. TOTAL	% OF TOTAL
CRIMES AGAINST PERSONS (EXCLUDING SEX OFFENSES)			2,092	1,749	3,841	476	4,317	25.21
ABDUCTION	V	2905.02	53	45	98	5	103	.60
ATT ABDUCTION	V		7	10	17	0	17	.10
AGGRAVATED ARSON	V	2909.02	21	20	41	8	49	.29
ATT AGGRAVATED ARSON	V		5	3	8	1	9	.05
AGGRAVATED ASSAULT	V	2903.12	90	64	154	29	183	1.07
AGGRAVATED MENACING /MENACE BY STALKING	V	2903.21/.211	13	19	32	0	32	.19
AGGRAVATED MURDER	V	2903.01	25	39	64	7	71	.41
AGGRAVATED RIOT	V	2917.02	2	10	12	1	13	.08
AGGRAVATED VEHICULAR ASSAULT		2903.08	47	43	90	17	107	.62
AGGRAVATED VEHICULAR HOMICIDE		2903.06	35	29	64	15	79	.46
ASSAULT	V	2903.13	86	44	130	30	160	.93
CHILD ENDANGERING	V***	2919.22	46	46	92	58	150	.88
DOMESTIC VIOLENCE	V	2919.25	330	333	663	17	680	3.97
EXTORTION	V	2905.11	5	3	8	1	9	.05
FELONIOUS ASSAULT	V	2903.11	403	289	692	68	760	4.44
ATT FELONIOUS ASSAULT	V		73	94	167	21	188	1.10
INVOLUNTARY MANSLAUGHTER	V	2903.04	83	63	146	46	192	1.12
KIDNAPPING	V	2905.01	52	40	92	2	94	.55
MURDER	V	2903.02	64	36	100	10	110	.64
ATT MURDER	V		17	22	39	0	39	.23
MURDER (ORC1)	V	2901.05	0	1	1	0	1	.01
NONSUPPORT OF DEPENDENTS		2919.21	74	25	99	13	112	.65
PATIENT ABUSE OR NEGLECT	V	2903.34	1	1	2	1	3	.02
PERMIT CHILD ABUSE	V	2903.15	0	1	1	0	1	.01
TRAFFICKING IN PERSONS	V	2905.32	1	2	3	1	4	.02
VOLUNTARY MANSLAUGHTER	V	2903.03	25	11	36	9	45	.26
ROBBERY OFFENSES			534	456	990	116	1,106	6.46
AGGRAVATED ROBBERY	V	2911.01	192	186	378	29	407	2.38
ATTEMPTED AGGRAVATED ROBBERY	V		5	11	16	0	16	.09
ROBBERY (INCLUDES ATTEMPTS)	V	2911.02	337	259	596	87	683	3.99
2nd Degree Felony	V		201	153	354	34	388	2.27
3rd Degree Felony	V		128	91	219	45	264	1.54
4th Degree Felony	V		8	15	23	8	31	.18
SEX OFFENSES			788	518	1,306	34	1,340	7.82
COMPEL PROSTITUTION		2907.21	3	4	7	0	7	.04
DISSEMINATING MATTER HARMFUL TO JUVENILES		2907.31	3	2	5	0	5	.03
FAILURE NOTIFY CHANGE ADDRESS (SEX OFFENSE)		2950.05	159	93	252	7	259	1.51
FAILURE TO REGISTER (SEX OFFENSE)		2950.04	26	9	35	1	36	.21
FAILURE TO VERIFY ADDRESS (SEX OFFENSE)		2950.06	37	35	72	1	73	.43
GROSS SEXUAL IMPOSITION	V	2907.05	130	59	189	2	191	1.12
IMPORTUNING		2907.07	15	4	19	0	19	.11
PANDERING OBSCENITY		2907.32	68	40	108	2	110	.64
PROMOTING PROSTITUTION		2907.22	1	4	5	0	5	.03
PROSTITUTION w/KNOWN HIV		2907.25	0	0	0	1	1	.01
PUBLIC INDECENCY		2907.09	1	0	1	0	1	.01
RAPE	V	2907.02	164	143	307	7	314	1.83
ATT RAPE	V		16	13	29	1	30	.18
SEXUAL BATTERY	V	2907.03	69	65	134	8	142	.83
ATT SEXUAL BATTERY	V		0	2	2	0	2	.01
SEX OFFENDER REGISTRATION PENALTIES		2950.99	2	0	2	0	2	.01
SOLICITING YOUTH /SOLICIT WITH HIV		2907.24	1	0	1	0	1	.01
UNLAWFUL SEXUAL CONDUCT WITH MINOR		2907.04	86	35	121	4	125	.73
ATT UNLAWFUL SEXUAL CONDUCT WITH MINOR			6	9	15	0	15	.09
VOYEURISM		2907.08	1	1	2	0	2	.01
BURGLARY OFFENSES			762	535	1,297	162	1,459	8.52
AGGRAVATED BURGLARY	V	2911.11	78	79	157	21	178	1.04
ATTEMPTED AGGRAVATED BURGLARY	V		0	10	10	2	12	.07
BURGLARY (INCLUDES ATTEMPTS)	V	2911.12	684	446	1,130	139	1,269	7.41
2nd Degree Felony	V		276	169	445	47	492	2.87
3rd Degree Felony	V		298	198	496	60	556	3.25
4th Degree Felony	V***		105	68	173	31	204	1.19
5th Degree Felony			5	11	16	1	17	.10

* FOR SOME CRIMES AGAINST PERSONS, SEX OFFENSES AND AGGRAVATED BURGLARY, ATTEMPTED OFFENSES ARE REPORTED SEPARATELY. FOR OTHER CRIMES, ATTEMPTED OFFENSES ARE INCLUDED IN THE PRIMARY CATEGORIES.

** 'V' SIGNIFIES A CRIME OF VIOLENCE IN ACCORDANCE WITH O.R.C. 2901.01 (A)(9)(a).

*** ONLY SOME CASES ARE VIOLENT.

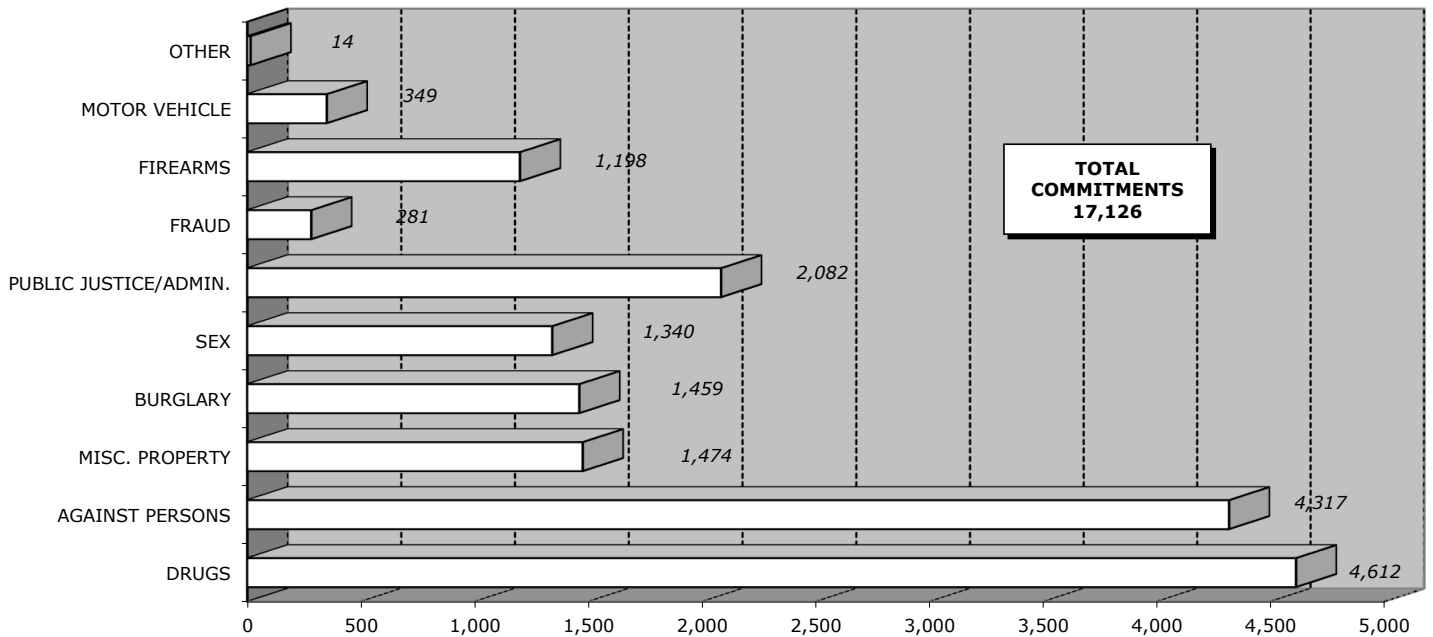
**NUMBER OF COMMITMENTS, BY OFFENSE CATEGORY, OFFENSE, AND RECEPTION CENTER,
FISCAL YEAR 2019
(continued)**

MOST SERIOUS OFFENSE*	**	Ohio Revised Code (O.R.C.)	CRC MALE	LORCI MALE	TOTAL MALE	ORW FEMALE	DEPT. TOTAL	% OF TOTAL
PROPERTY OFFENSES			773	423	1,196	278	1,474	8.61
ARSON	V	2909.03	14	6	20	2	22	.13
BREAKING AND ENTERING		2911.13	138	62	200	11	211	1.23
RECEIVING STOLEN PROPERTY		2913.51	198	112	310	60	370	2.16
SAFECRACKING		2911.31	12	6	18	2	20	.12
TAMPERING WITH COIN MACHINE		2911.32	1	0	1	2	3	.02
THEFT (FELONY)		2913.02	383	215	598	193	791	4.62
UNAUTHORIZED USE OF TELECOMM /IT PROPERTY		2913.04	1	0	1	1	2	.01
UNAUTHORIZED USE OF VEHICLE		2913.03	6	7	13	2	15	.09
VANDALISM		2909.05	20	14	34	5	39	.23
VEHICULAR VANDALISM		2909.09	0	1	1	0	1	.01
DRUG OFFENSES			2,379	1,306	3,685	927	4,612	26.93
ABUSING HARMFUL INTOXICANTS		2925.31	3	0	3	0	3	.02
CORRUPTION OF ANOTHER WITH DRUGS		2925.02	34	26	60	11	71	.41
COUNTERFEIT CONTROLLED SUBSTANCE OFFENSE		2925.37	5	3	8	1	9	.05
DECEPTION TO OBTAIN DRUG		2925.22	2	3	5	8	13	.08
DRUG LAW PHARMACY VIOLATION		4729.51	2	1	3	5	8	.05
DRUG POSSESSION		2925.11	1,309	629	1,938	553	2,491	14.55
FUNDING DRUG TRAFFICKING		2925.05	0	0	0	1	1	.01
ILLEGAL MANUFACTURE OF DRUGS		2925.04	61	52	113	53	166	.97
ILLEGAL PROCESSING OF DRUG DOCUMENT		2925.23	2	2	4	3	7	.04
PERMIT DRUG ABUSE		2925.13	3	3	6	3	9	.05
TAMPERING WITH DRUGS		2925.24	0	0	0	2	2	.01
TRAFFICKING IN DRUGS		2925.03	958	586	1,544	287	1,831	10.69
TRAFFICKING IN INTOXICANTS		2925.32	0	1	1	0	1	.01
MOTOR VEHICLE OFFENSES			185	127	312	37	349	2.04
FAILURE TO STOP MV AFTER ACCIDENT		4549.02	8	2	10	2	12	.07
OPERATING MOTOR VEHICLE UNDER INFLUENCE		4511.19	177	125	302	35	337	1.97
FRAUD OFFENSES			139	73	212	69	281	1.64
CRIMINAL SIMULATION		2913.32	0	1	1	0	1	.01
DEFRAUD CREDITOR		2913.45	1	0	1	0	1	.01
ENGAGING IN CRIMINAL ACTIVITY		2923.32	52	30	82	22	104	.61
FORGERY		2913.31	73	23	96	29	125	.73
ILLEGAL USE OF FOOD STAMPS		2913.46	0	0	0	2	2	.01
INSURANCE FRAUD		2913.47	0	1	1	1	2	.01
MEDICAID FRAUD		2913.40	0	0	0	2	2	.01
MISUSE OF CREDIT CARD		2913.21	1	5	6	2	8	.05
MONEY LAUNDERING		1315.55	2	3	5	1	6	.04
MOTOR VEHICLE CERT. FRAUD		4505.19	0	1	1	0	1	.01
PASSING BAD CHECKS		2913.11	3	4	7	2	9	.05
SECURE WRITINGS BY DECEPTION		2913.43	1	1	2	1	3	.02
SECURITIES FRAUD		1707.44	1	1	2	0	2	.01
TELECOMMUNICATION FRAUD		2913.05	5	3	8	7	15	.09
FIREARM & RELATED OFFENSES			656	509	1,165	33	1,198	7.00
CARRY CONCEALED_WEAPON		2923.12	43	50	93	1	94	.55
FIREARMS SPECIFICATION		2941.14	4	7	11	1	12	.07
HAVING WEAPON WHILE UNDER DISABILITY		2923.13	493	378	871	18	889	5.19
POSSESSION OF CRIMINAL TOOLS		2923.24	16	4	20	1	21	.12
UNLAWFUL POSSESSION /HANDLE /DISCHARGE OF FIREARM	V***	2923.16/.161	98	68	166	11	177	1.03
UNLAWFUL POSSESSION OF ORDNANCE		2923.17	2	1	3	0	3	.02
UNLAWFUL WEAPONS TRANSACTION		2923.20	0	1	1	1	2	.01
OFFENSES AGAINST PUBLIC PEACE/JUSTICE/PUBLIC ADMINISTRATION			1,022	632	1,654	428	2,082	12.16
ARSON REGISTRATION OFFENSE		2909.15	3	0	3	1	4	.02
BRIBERY		2921.02	6	1	7	0	7	.04
DESECRATION		2927.11	0	2	2	0	2	.01
DISRUPTING PUBLIC SERVICE		2909.04	8	9	17	1	18	.11
ESCAPE	V	2921.34	122	142	264	49	313	1.83
FALSE ALARMS		2917.32	1	0	1	0	1	.01
FALSIFICATION		2921.13	1	0	1	0	1	.01
FALSE REPORT		5703.26	1	0	1	0	1	.01
HARRASSMENT BY INMATE		2921.38	17	6	23	10	33	.19
ILLEGAL VOTING		3599.12	1	0	1	0	1	.01
ILLEGAL WEAPONS IN CORRECTION FACILITY		2921.36	93	63	156	117	273	1.59
INDUCING PANIC	V	2917.31	4	4	8	1	9	.05
INTIMIDATION	V	2921.03	3	11	14	3	17	.10

**NUMBER OF COMMITMENTS, BY OFFENSE CATEGORY, OFFENSE, AND RECEPTION CENTER,
FISCAL YEAR 2019
(continued)**

MOST SERIOUS OFFENSE*	**	Ohio Revised Code (O.R.C.)	CRC MALE	LORCI MALE	TOTAL MALE	ORW FEMALE	DEPT. TOTAL	% OF TOTAL
OFFENSES AGAINST PUBLIC PEACE/JUSTICE/PUBLIC ADMINISTRATION - CONT'D								
INTIMIDATION OF CRIME VICTIM OR WITNESS	V	2921.04	14	1	15	1	16	.09
OBSTRUCTING JUSTICE		2921.32	4	7	11	11	22	.13
OBSTRUCTING OFFICIAL BUSINESS		2921.31	12	8	20	4	24	.14
OPEN BURNING OR DUMPING		3734.03	1	0	1	0	1	.01
PARTICIPATING IN CRIMINAL GANG		2923.42	15	12	27	0	27	.16
RECOGNIZANCE VIOLATION		2937.29/99	139	11	150	56	206	1.20
RESISTING ARREST /FAILURE TO COMPLY		2921.33/331	316	211	527	58	585	3.42
RETALIATION		2921.05	4	3	7	1	8	.05
TAKING IDENTITY OF ANOTHER		2913.49	19	12	31	27	58	.34
TAMPERING WITH EVIDENCE		2921.12	176	96	272	72	344	2.01
TAMPERING WITH RECORDS		2913.42	8	13	21	9	30	.18
TELECOMMUNICATIONS HARRASSMENT		2917.21	3	1	4	0	4	.02
THEFT IN OFFICE		2921.41	1	2	3	4	7	.04
USING SHAM LEGAL PROCEDURE		2921.52	1	0	1	0	1	.01
VIOLATION OF PROTECT ORDER		2919.27	49	17	66	3	69	.40
OTHER FELONY OFFENSES			9	3	12	2	14	.08
ABUSE OF COMPANION ANIMAL		959.131	2	2	4	1	5	.03
CONTRACTORS DUTIES PRIOR TO ENGAGING IN PROJECT		3710.07	0	1	1	0	1	.01
ILLEGAL TRANSPORTATION SCRAP TIRES		3734.83	1	0	1	0	1	.01
JUDICIAL SANCTION		2929.14	6	0	6	1	7	.04
TOTAL FELONY OFFENSES			8,805	5,875	14,680	2,446	17,126	100.00

Figure 3. Commitments by Offense Category



NUMBER OF COMMITMENTS, BY OFFENSE CATEGORY, OFFENSE, AND FELONY LEVEL** SORTED BY GENDER
FISCAL YEAR 2019**

MOST SERIOUS OFFENSE*	**	Ohio Revised Code (O.R.C.)	1ST		2ND		3RD		4TH		5TH		LIFE/DEATH		DEPT. TOTAL	Other/ Unclassified	% OF TOTAL
			Male	Female	Male	Female	Male	Female	Male	Female	Male	Female	Male	Female			
CRIMES AGAINST PERSONS (EXCLUDING SEX OFFENSES)			728	88	1,150	132	907	138	758	82	139	22	159	14	4,317		25.22
ABDUCTION	V	2905.02	0	0	1	0	95	5	2	0	0	0	0	0	103		.60
ATT ABDUCTION	V		0	0	0	0	2	0	15	0	0	0	0	0	17		.10
AGGRAVATED ARSON	V	2909.02	17	4	24	4	0	0	0	0	0	0	0	0	49		.29
ATT AGGRAVATED ARSON	V		0	0	2	0	6	1	0	0	0	0	0	0	9		.05
AGGRAVATED ASSAULT	V	2903.12	0	0	0	0	1	0	147	29	6	0	0	0	183		1.07
AGGRAVATED MENACING /MENACE BY STALKING	V	2903.21/211	0	0	0	0	0	0	30	0	2	0	0	0	32		.19
AGGRAVATED MURDER	V	2903.01	1	2	0	0	0	0	0	0	0	0	63	5	71		.41
AGGRAVATED RIOT	V	2917.02	0	0	0	0	6	0	6	0	0	1	0	0	13		.08
AGGRAVATED VEHICULAR ASSAULT		2903.08	0	0	12	3	62	12	16	2	0	0	0	0	107		.63
AGGRAVATED VEHICULAR HOMICIDE		2903.06	14	1	26	9	19	5	4	0	1	0	0	0	79		.46
ASSAULT	V	2903.13	0	0	0	0	8	0	111	22	11	8	0	0	160		.93
CHILD ENDANGERING	V***	2919.22	0	0	38	14	44	34	8	9	2	1	0	0	150		.88
DOMESTIC VIOLENCE	V	2919.25	0	0	0	0	253	7	358	9	52	1	0	0	680		3.97
EXTORTION	V	2905.11	0	0	0	0	7	1	1	0	0	0	0	0	9		.05
FELONIOUS ASSAULT	V	2903.11	33	2	645	65	13	1	1	0	0	0	0	0	760		4.44
ATT FELONIOUS ASSAULT	V		3	0	12	1	152	20	0	0	0	0	0	0	188		1.10
INVOLUNTARY MANSLAUGHTER	V	2903.04	128	39	2	0	16	7	0	0	0	0	0	0	192		1.12
KIDNAPPING	V	2905.01	75	2	12	0	1	0	0	0	0	0	4	0	94		.55
MURDER	V	2903.02	9	1	0	0	0	0	0	0	0	0	91	9	110		.64
ATT MURDER	V		38	0	1	0	0	0	0	0	0	0	0	0	39		.23
MURDER (ORC1)	V	2901.05	0	0	0	0	0	0	0	0	0	0	1	0	1		.01
NONSUPPORT OF DEPENDENTS		2919.21	0	0	0	0	0	0	34	2	65	11	0	0	112		.65
PATIENT ABUSE OR NEGLECT	V	2903.34	0	0	0	0	0	0	2	1	0	0	0	0	3		.02
PERMIT CHILD ABUSE	V	2903.15	0	0	0	0	1	0	0	0	0	0	0	0	1		.01
TRAFFICKING IN PERSONS	V	2905.32	3	0	0	1	0	0	0	0	0	0	0	0	4		.02
VOLUNTARY MANSLAUGHTER	V	2903.03	36	9	0	0	0	0	0	0	0	0	0	0	45		.26
ROBBERY OFFENSES			371	28	375	35	221	45	23	8	0	0	0	1,106		6.46	
AGGRAVATED ROBBERY	V	2911.01	369	28	8	1	1	0	0	0	0	0	0	0	407		2.38
ATTEMPTED AGGRAVATED ROBBERY	V		2	0	13	0	1	0	0	0	0	0	0	0	16		.09
ROBBERY (INCLUDES ATTEMPTS)	V	2911.02	0	0	354	34	219	45	23	8	0	0	0	0	683		3.99
2nd Degree Felony	V		0	0	354	34	0	0	0	0	0	0	0	0	388		2.27
3rd Degree Felony	V		0	0	0	0	219	45	0	0	0	0	0	0	264		1.54
4th Degree Felony	V		0	0	0	0	0	0	23	8	0	0	0	0	31		.18
SEX OFFENSES			248	5	149	2	486	16	302	9	39	0	82	2	1,340		7.83
COMPEL PROSTITUTION		2907.21	0	0	0	0	7	0	0	0	0	0	0	0	7		.04
DISSEMINATING MATTER HARMFUL TO JUVENILES		2907.31	0	0	0	0	0	0	2	0	2	0	1	0	5		.03
FAILURE NOTIFY CHANGE ADDRESS (SEX OFFENSE)		2950.05	10	0	19	0	121	3	99	4	3	0	0	0	259		1.51
FAILURE TO REGISTER (SEX OFFENSE)		2950.04	2	0	2	0	15	0	14	1	2	0	0	0	36		.21
FAILURE TO VERIFY ADDRESS (SEX OFFENSE)		2950.06	2	0	4	0	42	1	23	0	1	0	0	0	73		.43
GROSS SEXUAL IMPOSITION	V	2907.05	0	0	1	0	111	1	73	1	3	0	1	0	191		1.12
IMPORTUNING		2907.07	0	0	1	0	7	0	3	0	8	0	0	0	19		.11
PANDERING OBSCENITY		2907.32	1	0	74	1	9	0	17	1	7	0	0	0	110		.64
PROMOTING PROSTITUTION		2907.22	0	0	0	0	0	0	5	0	0	0	0	0	5		.03
PROSTITUTION w/KNOWN HIV		2907.25	0	0	0	0	0	1	0	0	0	0	0	0	1		.01
PUBLIC INDECENCY		2907.09	0	0	0	0	0	0	0	0	1	0	0	0	1		.01
RAPE	V	2907.02	226	5	2	0	0	0	0	0	0	0	79	2	314		1.83
ATT RAPE	V		7	0	21	1	0	0	0	0	0	0	1	0	30		.18
SEXUAL BATTERY	V	2907.03	0	0	19	0	115	8	0	0	0	0	0	0	142		.83
ATT SEXUAL BATTERY	V		0	0	0	0	1	0	1	0	0	0	0	0	2		.01
SEX OFFENDER REGISTRATION PENALTIES		2950.99	0	0	0	0	2	0	0	0	0	0	0	0	2		.01
SOLICITING YOUTH /SOLICIT WITH HIV		2907.24	0	0	0	0	0	0	0	0	1	0	0	0	1		.01
UNLAWFUL SEXUAL CONDUCT WITH MINOR		2907.04	0	0	6	0	54	2	61	2	0	0	0	0	125		.73
ATT UNLAWFUL SEXUAL CONDUCT WITH MINOR			0	0	0	0	2	0	4	0	9	0	0	0	15		.09
VOYEURISM		2907.08	0	0	0	0	0	0	0	0	2	0	0	0	2		.01
BURGLARY OFFENSES			158	18	454	51	496	61	173	31	16	1	0	0	1,459		8.52
AGGRAVATED BURGLARY	V	2911.11	156	18	1	2	0	1	0	0	0	0	0	0	178		1.04
ATTEMPTED AGGRAVATED BURGLARY	V		2	0	8	2	0	0	0	0	0	0	0	0	12		.07
BURGLARY (INCLUDES ATTEMPTS)	V	2911.12	0	0	445	47	496	60	173	31	16	1	0	0	1,269		7.41
2nd Degree Felony	V		0	0	445	47	0	0	0	0	0	0	0	0	492		2.87
3rd Degree Felony	V**		0	0	0	0	496	60	0	0	0	0	0	0	556		3.25
4th Degree Felony	V***		0	0	0	0	0	0	173	31	0	0	0	0	204		1.19
5th Degree Felony			0	0	0	0	0	0	0	0	16	1	0	0	17		.10

NUMBER OF COMMITMENTS, BY OFFENSE CATEGORY, OFFENSE, AND FELONY LEVEL** SORTED BY GENDER
FISCAL YEAR 2019
(continued)**

MOST SERIOUS OFFENSE*	**	Ohio Revised Code (O.R.C.)	1ST		2ND		3RD		4TH		5TH		LIFE/DEATH		DEPT. TOTAL	Other/ Unclassified	% OF TOTAL
			Male	Female	Male	Female	Male	Female	Male	Female	Male	Female	Male	Female			
PROPERTY OFFENSES			3	2	10	5	117	41	506	109	560	121	0	0	1,474		8.61
ARSON	V	2909.03	0	0	0	0	3	0	16	2	1	0	0	0	22		.13
BREAKING AND ENTERING		2911.13	0	0	0	0	0	0	0	0	200	11	0	0	211		1.23
RECEIVING STOLEN PROPERTY		2913.51	0	0	0	0	3	0	200	26	107	34	0	0	370		2.16
SAFECRACKING		2911.31	0	0	0	0	0	0	18	2	0	0	0	0	20		.12
TAMPERING WITH COIN MACHINE		2911.32	0	0	0	0	0	0	0	0	1	2	0	0	3		.02
THEFT (FELONY)		2913.02	3	2	10	5	110	41	260	75	215	70	0	0	791		4.62
UNAUTHORIZED USE OF TELECOMM /IT PROPERTY		2913.04	0	0	0	0	0	0	1	1	0	0	0	0	2		.01
UNAUTHORIZED USE OF VEHICLE		2913.03	0	0	0	0	0	0	1	0	12	2	0	0	15		.09
VANDALISM		2909.05	0	0	0	0	0	0	10	3	24	2	0	0	39		.23
VEHICULAR VANDALISM		2909.09	0	0	0	0	1	0	0	0	0	0	0	0	1		.01
DRUG OFFENSES			310	27	532	124	1,066	242	537	128	1,240	406	0	0	4,612		26.94
ABUSING HARMFUL INTOXICANTS		2925.31	0	0	0	0	0	0	0	0	3	0	0	0	3		.02
CORRUPTION OF ANOTHER WITH DRUGS		2925.02	4	0	32	7	21	4	3	0	0	0	0	0	71		.41
COUNTERFEIT CONTROLLED SUBSTANCE OFFENSE		2925.37	0	0	0	0	0	0	2	0	6	1	0	0	9		.05
DECEPTION TO OBTAIN DRUG		2925.22	0	0	0	1	2	1	3	6	0	0	0	0	13		.08
DRUG LAW PHARMACY VIOLATION		4729.51	0	0	0	0	1	3	0	2	2	0	0	0	8		.05
DRUG POSSESSION		2925.11	82	4	200	51	466	108	127	25	1063	365	0	0	2,491		14.56
FUNDING DRUG TRAFFICKING		2925.05	0	1	0	0	0	0	0	0	0	0	0	0	1		.01
ILLEGAL MANUFACTURE OF DRUGS		2925.04	9	4	24	9	70	31	10	9	0	0	0	0	166		.97
ILLEGAL PROCESSING OF DRUG DOCUMENT		2925.23	0	0	0	0	0	0	2	3	2	0	0	0	7		.04
PERMIT DRUG ABUSE		2925.13	0	0	0	0	0	0	0	6	3	0	0	0	9		.05
TAMPERING WITH DRUGS		2925.24	0	0	0	0	2	0	0	0	0	0	0	0	2		.01
TRAFFICKING IN DRUGS		2925.03	215	18	276	56	506	93	390	83	157	37	0	0	1,831		10.70
TRAFFICKING IN INTOXICANTS		2925.32	0	0	0	0	0	0	0	0	1	0	0	0	1		.01
MOTOR VEHICLE OFFENSES			0	0	0	0	159	18	152	18	1	1	0	0	349		2.04
FAILURE TO STOP MV AFTER ACCIDENT		4549.02	0	0	0	0	5	1	5	1	0	0	0	0	12		.07
OPERATING MOTOR VEHICLE UNDER INFLUENCE		4511.19	0	0	0	0	154	17	147	17	1	1	0	0	337		1.97
FRAUD OFFENSES			33	10	35	10	27	11	17	8	99	30	0	0	280	1	1.64
CRIMINAL SIMULATION		2913.32	0	0	0	0	0	0	0	0	1	0	0	0	1		.01
DEFRAUD CREDITOR		2913.45	0	0	0	0	0	0	0	0	1	0	0	0	1		.01
ENGAGING IN CRIMINAL ACTIVITY		2923.32	31	10	34	9	16	3	1	0	0	0	0	0	104		.61
FORGERY		2913.31	0	0	0	0	0	0	5	3	91	26	0	0	125		.73
ILLEGAL USE OF FOOD STAMPS		2913.46	0	0	0	0	0	0	0	0	2	0	0	0	2		.01
INSURANCE FRAUD		2913.47	0	0	0	0	0	1	1	0	0	0	0	0	2		.01
MEDICAID FRAUD		2913.40	0	0	0	0	0	0	0	2	0	0	0	0	2		.01
MISUSE OF CREDIT CARD		2913.21	0	0	0	0	0	0	3	1	3	1	0	0	8		.05
MONEY LAUNDERING		1315.55	0	0	0	0	5	1	0	0	0	0	0	0	6		.04
MOTOR VEHICLE CERT. FRAUD		4505.19	0	0	0	0	0	0	0	0	0	0	0	0	0	1	.00
PASSING BAD CHECKS		2913.11	0	0	0	0	0	0	5	1	2	1	0	0	9		.05
SECURE WRITINGS BY DECEPTION		2913.43	0	0	0	0	2	1	0	0	0	0	0	0	3		.02
SECURITIES FRAUD		1707.44	1	0	1	0	0	0	0	0	0	0	0	0	2		.01
TELECOMMUNICATION FRAUD		2913.05	1	0	0	1	4	5	2	1	1	0	0	0	15		.09
FIREARM & RELATED OFFENSES			6	0	48	2	851	19	226	10	33	2	0	0	1,197	1	6.99
CARRY CONCEALED WEAPON		2923.12	0	0	0	0	3	0	79	1	11	0	0	0	94		.55
FIREARMS SPECIFICATION		2941.14	0	0	3	0	3	0	3	1	1	0	0	0	11	1	.06
HAVING WEAPON WHILE UNDER DISABILITY		2923.13	2	0	3	0	819	17	46	1	1	0	0	0	889		5.19
POSSESSION OF CRIMINAL TOOLS		2923.24	0	0	2	0	1	0	2	1	15	0	0	0	21		.12
UNLAWFUL POSSESSION /HANDLE /DISCHARGE OF FIREARM	V***	2923.16/161	4	0	37	2	25	2	95	5	5	2	0	0	177		1.03
UNLAWFUL POSSESSION OF ORDNANCE		2923.17	0	0	3	0	0	0	0	0	0	0	0	0	3		.02
UNLAWFUL WEAPONS TRANSACTION		2923.20	0	0	0	0	0	0	1	1	0	0	0	0	2		.01

OFFENSES AGAINST PUBLIC PEACE/JUSTICE/PUBLIC ADMINISTRATION																	
ARSON REGISTRATION OFFENSE		2909.15	0	0	29	4	1,068	277	347	103	209	44	0	0	2,081	1	12.16
BRIBERY		2921.02	0	0	0	0	7	0	0	0	0	0	0	0	7		.04
DESECRATION		2927.11	0	0	0	0	1	0	1	0	0	0	0	0	2		.01
DISRUPTING PUBLIC SERVICE		2909.04	0	0	0	0	0	0	15	1	2	0	0	0	18		.11
ESCAPE	V	2921.34	0	0	7	2	117	30	41	3	99	14	0	0	313		1.83
FALSE ALARMS		2917.32	0	0	0	0	1	0	0	0	0	0	0	0	1		.01
FALSIFICATION		2921.13	0	0	0	0	0	0	0	0	1	0	0	0	1		.01
FALSE REPORT		5703.26	0	0	0	0	0	0	0	0	1	0	0	0	1		.01
HARRASSMENT BY INMATE		2921.38	0	0	0	0	6	3	0	0	17	7	0	0	33		.19
ILLEGAL VOTING		3599.12	0	0	0	0	0	0	1	0	0	0	0	0	1		.01
ILLEGAL WEAPONS IN CORRECTION FACILITY		2921.36	0	0	0	0	131	101	25	16	0	0	0	0	273		1.59
INDUCING PANIC	V	2917.31	0	0	2	1	0	0	5	0	1	0	0	0	9		.05
INTIMIDATION	V	2921.03	0	0	0	0	13	3	1	0	0	0	0	0	17		.10

NUMBER OF COMMITMENTS, BY OFFENSE CATEGORY, OFFENSE, AND FELONY LEVEL** SORTED BY GENDER
FISCAL YEAR 2019
(continued)**

MOST SERIOUS OFFENSE*	**	Ohio Revised Code (O.R.C.)	Male	1ST Female	2ND Male	2ND Female	3RD Male	3RD Female	4TH Male	4TH Female	5TH Male	5TH Female	LIFE/DEATH Male	LIFE/DEATH Female	DEPT. TOTAL	Other/ Unclassified	% OF TOTAL
OFFENSES AGAINST PUBLIC PEACE/JUSTICE/PUBLIC ADMINISTRATION - CONT'D																	
INTIMIDATION OF CRIME VICTIM OR WITNESS	V	2921.04	0	0	0	0	13	0	2	1	0	0	0	0	16		.09
OBSTRUCTING JUSTICE		2921.32	0	0	0	0	6	8	1	1	4	2	0	0	22		.13
OBSTRUCTING OFFICIAL BUSINESS		2921.31	0	0	0	0	0	1	0	0	20	3	0	0	24		.14
OPEN BURNING OR DUMPING		3734.03	0	0	0	0	0	0	0	0	0	0	0	0	0	1	.00
PARTICIPATING IN CRIMINAL GANG		2923.42	0	0	18	0	9	0	0	0	0	0	0	0	27		.16
RECOGNIZANCE VIOLATION		2937.29/99	0	0	0	0	0	0	149	54	1	2	0	0	206		1.20
RESISTING ARREST /FAILURE TO COMPLY		2921.33/331	0	0	1	0	468	55	57	3	1	0	0	0	585		3.42
RETTALIATION		2921.05	0	0	0	0	6	1	1	0	0	0	0	0	8		.05
TAKING IDENTITY OF ANOTHER		2913.49	0	0	1	1	10	5	8	9	12	12	0	0	58		.34
TAMPERING WITH EVIDENCE		2921.12	0	0	0	0	236	58	36	14	0	0	0	0	344		2.01
TAMPERING WITH RECORDS		2913.42	0	0	0	0	18	8	3	1	0	0	0	0	30		.18
TELECOMMUNICATIONS HARRASSMENT		2917.21	0	0	0	0	0	0	0	0	4	0	0	0	4		.02
THEFT IN OFFICE		2921.41	0	0	0	0	3	3	0	0	0	1	0	0	7		.04
USING SHAM LEGAL PROCEDURE		2921.52	0	0	0	0	1	0	0	0	0	0	0	0	1		.01
VIOLATION OF PROTECT ORDER		2919.27	0	0	0	0	22	1	1	0	43	2	0	0	69		.40
OTHER FELONY OFFENSES																	
ABUSE OF COMPANION ANIMAL		959.131	0	0	0	0	0	0	0	0	4	1	0	0	5		.03
CONTRACTORS DUTIES PRIOR TO ENGAGING IN PROJECT		3710.07	0	0	0	0	0	0	0	0	0	0	0	0	0	1	.00
ILLEGAL TRANSPORTATION SCRAP TIRES		3734.83	0	0	0	0	0	0	0	0	0	0	0	0	0	1	.00
JUDICIAL SANCTION		2929.14	0	0	0	0	0	0	3	0	1	1	0	0	5	2	.03
TOTAL FELONY OFFENSES			1,486	150	2,407	330	5,177	823	3,021	498	2,341	629	241	16	17,119	7	100.00

* FOR SOME CRIMES AGAINST PERSONS, SEX OFFENSES AND AGGRAVATED BURGLARY, ATTEMPTED OFFENSES ARE REPORTED SEPARATELY. FOR OTHER CRIMES, ATTEMPTED OFFENSES ARE INCLUDED IN THE PRIMARY CATEGORIES.

** 'V' SIGNIFIES A CRIME OF VIOLENCE IN ACCORDANCE WITH O.R.C. 2901.01 (A)(9)(a).

*** ONLY SOME CASES ARE VIOLENT.

**** 7 CASES OF UNCLASSIFIED FELONY LEVELS NOT INCLUDED

**FY 2019 TOTAL COMMITMENTS TABLE:
LIFE/DEATH, 1ST, 2ND, 3RD, 4TH AND 5TH DEGREE FELONS,
BY COUNTY OF COMMITMENT***

COMMITTING COUNTY	1ST DEG	2ND DEG	3RD DEG	4TH DEG	5TH DEG	TOTAL 3,4,5	PERCENT 3,4,5	TOTAL 1,2	LIFE/DEATH	TOTAL COMMITS
ADAMS	5	15	37	8	22	67	75.28	20	2	89
ALLEN	15	48	49	21	10	80	54.42	63	4	147
ASHLAND	9	9	23	16	37	76	80.85	18	0	94
ASHTABULA	12	43	82	27	20	129	68.62	55	4	188
ATHENS	11	22	33	18	3	54	61.36	33	1	88
AUGLAIZE	1	2	22	19	6	47	90.38	3	2	52
BELMONT	3	10	30	21	6	57	80.28	13	1	71
BROWN	13	22	51	34	5	90	69.77	35	4	129
BUTLER	28	49	193	134	82	409	82.79	77	8	494
CARROLL	2	1	14	10	7	31	88.57	3	1	35
CHAMPAIGN	1	3	26	37	21	84	94.38	4	1	89
CLARK	23	36	100	97	94	291	82.91	59	1	351
CLERMONT	19	44	108	54	160	322	83.64	63	0	385
CLINTON	4	6	28	16	12	56	84.85	10	0	66
COLUMBIANA	12	12	71	26	37	134	84.81	24	0	158
COSHOCTON	12	13	45	24	10	79	74.53	25	2	106
CRAWFORD	8	22	61	36	121	218	87.55	30	1	249
CUYAHOGA	268	372	680	375	233	1,288	64.98	640	54	1,982
DARKE	4	4	35	2	0	37	82.22	8	0	45
DEFIANCE	6	14	39	37	13	89	81.65	20	0	109
DELAWARE	13	13	31	19	21	71	72.45	26	1	98
ERIE	12	20	33	28	33	94	73.44	32	2	128
FAIRFIELD	11	33	92	46	60	198	81.48	44	1	243
FAYETTE	4	13	40	33	52	125	87.41	17	1	143
FRANKLIN	167	333	377	171	66	614	53.77	500	28	1,142
FULTON	0	6	11	13	5	29	80.56	6	1	36
GALLIA	6	15	31	22	3	56	71.79	21	1	78
GEAUGA	1	4	6	2	6	14	73.68	5	0	19
GREENE	23	30	69	32	49	150	73.17	53	2	205
GUERNSEY	5	14	47	36	22	105	84.00	19	1	125
HAMILTON	172	182	496	200	171	867	70.55	354	8	1,229
HANCOCK	8	8	31	27	12	70	81.40	16	0	86
HARDIN	5	8	15	14	21	50	79.37	13	0	63
HARRISON	4	5	10	4	0	14	58.33	9	1	24
HENRY	2	1	11	15	1	27	90.00	3	0	30
HIGHLAND	4	12	43	21	23	87	83.65	16	1	104
HOCKING	1	8	21	16	7	44	81.48	9	1	54
HOLMES	1	1	11	23	3	37	94.87	2	0	39
HURON	6	8	33	20	3	56	76.71	14	3	73
JACKSON	8	8	28	21	12	61	79.22	16	0	77
JEFFERSON	15	15	40	22	2	64	67.37	30	1	95
KNOX	5	7	30	15	23	68	83.95	12	1	81
LAKE	12	29	56	97	98	251	85.67	41	1	293
LAWRENCE	3	16	65	48	20	133	85.26	19	4	156
LICKING	22	68	97	47	41	185	66.55	90	3	278
LOGAN	3	14	28	33	24	85	82.52	17	1	103

LORAIN	66	61	102	32	24	158	54.30	127	6	291
LUCAS	73	123	145	56	27	228	51.82	196	16	440
MADISON	5	6	24	18	15	57	82.61	11	1	69
MAHONING	48	60	132	67	46	245	67.87	108	8	361
MARION	12	16	61	47	40	148	81.32	28	6	182
MEDINA	15	43	71	5	1	77	55.40	58	4	139
MEIGS	5	6	11	12	23	46	80.70	11	0	57
MERCER	0	0	17	16	22	55	100.00	0	0	55
MIAMI	7	11	45	40	72	157	88.20	18	3	178
MONROE	0	1	18	12	1	31	93.94	1	1	33
MONTGOMERY	85	122	259	80	90	429	66.31	207	11	647
MORGAN	1	4	8	4	1	13	72.22	5	0	18
MORROW	0	3	10	12	4	26	89.66	3	0	29
MUSKINGUM	41	55	129	89	125	343	77.43	96	4	443
NOBLE	0	4	15	4	2	21	84.00	4	0	25
OTTAWA	5	3	18	17	3	38	82.61	8	0	46
PAULDING	0	4	19	22	3	44	89.80	4	1	49
PERRY	2	8	24	6	2	32	76.19	10	0	42
PICKAWAY	6	12	26	27	11	64	78.05	18	0	82
PIKE	0	3	4	7	5	16	84.21	3	0	19
PORTAGE	10	30	45	47	36	128	74.85	40	3	171
PREBLE	4	8	17	6	19	42	76.36	12	1	55
PUTNAM	1	0	12	6	0	18	94.74	1	0	19
RICHLAND	20	33	107	66	141	314	85.09	53	2	369
ROSS	10	30	49	57	29	135	76.27	40	2	177
SANDUSKY	7	12	30	28	15	73	78.49	19	1	93
SCIOTO	7	39	108	76	48	232	82.27	46	4	282
SENECA	5	14	30	33	3	66	77.65	19	0	85
SHELBY	1	4	35	51	75	161	96.41	5	1	167
STARK	76	100	189	136	65	390	68.42	176	4	570
SUMMIT	79	154	352	119	73	544	68.95	233	12	789
TRUMBULL	24	26	96	66	119	281	83.14	50	7	338
TUSCARAWAS	5	8	18	17	7	42	76.36	13	0	55
UNION	5	11	23	5	4	32	66.67	16	0	48
VAN WERT	0	7	15	23	3	41	85.42	7	0	48
VINTON	0	8	12	10	4	26	76.47	8	0	34
WARREN	13	29	89	34	50	173	79.36	42	3	218
WASHINGTON	7	14	30	17	1	48	69.57	21	0	69
WAYNE	5	12	27	20	13	60	72.29	17	6	83
WILLIAMS	1	12	43	22	11	76	85.39	13	0	89
WOOD	14	21	34	56	46	136	79.53	35	0	171
WYANDOT	0	2	22	13	15	50	96.15	2	0	52
NOT REPORTED	2	0	0	0	0	0	0.00	2	1	3
TOTAL	1,636	2,737	6,000	3,518	2,971	12,489		4,373	257	17,119
AVERAGE PER COUNTY	18.59	31.10	68.18	39.98	33.76	141.92	72.95	49.69	2.92	194.53

* 7 cases of unclassified felony levels not included

**FY 2019 MALE COMMITMENTS TABLE:
LIFE/DEATH, 1ST, 2ND, 3RD, 4TH AND 5TH DEGREE FELONS,
BY COUNTY OF COMMITMENT***

COMMITTING COUNTY	1ST DEG	2ND DEG	3RD DEG	4TH DEG	5TH DEG	TOTAL 3,4,5	PERCENT 3,4,5	TOTAL 1,2	LIFE/DEATH	TOTAL COMMITS
ADAMS	2	12	22	8	16	46	74.19	14	2	62
ALLEN	13	42	45	17	8	70	54.69	55	3	128
ASHLAND	9	9	20	11	30	61	77.22	18	0	79
ASHTABULA	8	39	68	25	15	108	68.35	47	3	158
ATHENS	8	20	26	17	3	46	61.33	28	1	75
AUGLAIZE	0	2	20	14	6	40	90.91	2	2	44
BELMONT	3	8	23	16	6	45	78.95	11	1	57
BROWN	10	21	43	27	5	75	68.81	31	3	109
BUTLER	27	41	163	111	67	341	81.97	68	7	416
CARROLL	1	1	12	9	5	26	89.66	2	1	29
CHAMPAIGN	1	3	20	31	17	68	93.15	4	1	73
CLARK	23	34	90	84	62	236	80.27	57	1	294
CLERMONT	17	37	89	46	109	244	81.88	54	0	298
CLINTON	3	5	26	13	11	50	86.21	8	0	58
COLUMBIANA	11	12	56	23	27	106	82.17	23	0	129
COSHOCTON	8	10	36	17	9	62	75.61	18	2	82
CRAWFORD	7	17	45	28	81	154	86.03	24	1	179
CUYAHOGA	257	342	623	344	204	1,171	64.41	599	48	1,818
DARKE	4	4	28	2	0	30	78.95	8	0	38
DEFIANCE	6	11	30	33	9	72	80.90	17	0	89
DELAWARE	13	13	27	16	17	60	68.97	26	1	87
ERIE	11	18	30	26	27	83	72.81	29	2	114
FAIRFIELD	10	27	66	39	51	156	80.41	37	1	194
FAYETTE	3	12	33	28	27	88	84.62	15	1	104
FRANKLIN	150	306	349	151	56	556	53.46	456	28	1,040
FULTON	0	6	10	9	4	23	76.67	6	1	30
GALLIA	3	12	25	19	3	47	74.60	15	1	63
GEAUGA	1	4	5	2	6	13	72.22	5	0	18
GREENE	20	21	58	28	36	122	74.39	41	1	164
GUERNSEY	5	11	28	24	19	71	80.68	16	1	88
HAMILTON	165	166	450	187	153	790	69.97	331	8	1,129
HANCOCK	7	8	30	22	11	63	80.77	15	0	78
HARDIN	4	6	12	10	20	42	80.77	10	0	52
HARRISON	3	5	10	3	0	13	59.09	8	1	22
HENRY	2	1	10	13	0	23	88.46	3	0	26
HIGHLAND	4	11	35	18	16	69	81.18	15	1	85
HOCKING	1	5	20	11	6	37	84.09	6	1	44
HOLMES	1	1	10	18	3	31	93.94	2	0	33
HURON	6	7	31	16	3	50	75.76	13	3	66
JACKSON	5	7	26	18	10	54	81.82	12	0	66
JEFFERSON	12	14	36	20	1	57	67.86	26	1	84
KNOX	5	7	24	13	19	56	81.16	12	1	69
LAKE	12	25	51	84	79	214	84.92	37	1	252
LAWRENCE	2	9	47	36	20	103	88.03	11	3	117
LICKING	18	53	78	37	35	150	66.96	71	3	224
LOGAN	3	11	25	29	18	72	82.76	14	1	87

LORAIN	59	56	93	30	21	144	54.34	115	6	265
LUCAS	70	118	127	53	26	206	50.37	188	15	409
MADISON	5	6	15	12	9	36	75.00	11	1	48
MAHONING	44	50	118	59	36	213	67.62	94	8	315
MARION	12	14	58	42	36	136	80.95	26	6	168
MEDINA	13	32	59	5	1	65	57.02	45	4	114
MEIGS	3	4	10	8	14	32	82.05	7	0	39
MERCER	0	0	16	10	17	43	100.00	0	0	43
MIAMI	6	10	41	37	53	131	87.33	16	3	150
MONROE	0	1	11	10	1	22	91.67	1	1	24
MONTGOMERY	76	102	235	72	74	381	66.84	178	11	570
MORGAN	1	4	7	4	0	11	68.75	5	0	16
MORROW	0	3	8	10	1	19	86.36	3	0	22
MUSKINGUM	33	46	102	72	81	255	75.44	79	4	338
NOBLE	0	4	8	4	2	14	77.78	4	0	18
OTTAWA	5	3	16	13	3	32	80.00	8	0	40
PAULDING	0	3	18	17	3	38	90.48	3	1	42
PERRY	2	7	20	5	2	27	75.00	9	0	36
PICKAWAY	4	11	19	22	7	48	76.19	15	0	63
PIKE	0	3	3	5	5	13	81.25	3	0	16
PORTAGE	9	27	40	41	32	113	74.34	36	3	152
PREBLE	4	4	15	3	17	35	79.55	8	1	44
PUTNAM	1	0	7	4	0	11	91.67	1	0	12
RICHLAND	17	27	91	59	105	255	84.72	44	2	301
ROSS	9	25	37	40	27	104	74.29	34	2	140
SANDUSKY	5	12	26	27	12	65	78.31	17	1	83
SCIOTO	6	31	85	61	35	181	81.90	37	3	221
SENECA	5	10	28	31	2	61	80.26	15	0	76
SHELBY	1	4	31	40	55	126	95.45	5	1	132
STARK	68	87	167	119	55	341	68.20	155	4	500
SUMMIT	73	138	320	108	59	487	68.69	211	11	709
TRUMBULL	23	20	83	59	93	235	82.75	43	6	284
TUSCARAWAS	5	7	14	14	5	33	73.33	12	0	45
UNION	4	10	16	4	3	23	62.16	14	0	37
VAN WERT	0	6	13	18	3	34	85.00	6	0	40
VINTON	0	8	10	9	4	23	74.19	8	0	31
WARREN	12	25	71	31	41	143	78.14	37	3	183
WASHINGTON	7	12	24	15	1	40	67.80	19	0	59
WAYNE	5	9	23	14	11	48	70.59	14	6	68
WILLIAMS	1	10	33	19	11	63	85.14	11	0	74
WOOD	12	20	31	49	36	116	78.38	32	0	148
WYANDOT	0	2	17	12	13	42	95.45	2	0	44
NOT REPORTED	2	0	0	0	0	0	0.00	2	1	3
TOTAL	1,486	2,407	5,177	3,020	2,342	10,539		3,893	241	14,673
AVERAGE PER COUNTY	16.89	27.35	58.83	34.32	26.61	119.76	71.83	44.24	2.74	166.74

* 7 cases of unclassified felony levels not included

**FY 2019 FEMALE COMMITMENTS TABLE:
LIFE/DEATH, 1ST, 2ND, 3RD, 4TH AND 5TH DEGREE FELONS,
BY COUNTY OF COMMITMENT**

COMMITTING COUNTY	1ST DEG	2ND DEG	3RD DEG	4TH DEG	5TH DEG	TOTAL 3,4,5	PERCENT 3,4,5	TOTAL 1,2	LIFE/DEATH	TOTAL COMMITTS
ADAMS	3	3	15	0	6	21	77.78	6	0	27
ALLEN	2	6	4	4	2	10	52.63	8	1	19
ASHLAND	0	0	3	5	7	15	100.00	0	0	15
ASHTABULA	4	4	14	2	5	21	70.00	8	1	30
ATHENS	3	2	7	1	0	8	61.54	5	0	13
AUGLAIZE	1	0	2	5	0	7	87.50	1	0	8
BELMONT	0	2	7	5	0	12	85.71	2	0	14
BROWN	3	1	8	7	0	15	75.00	4	1	20
BUTLER	1	8	30	23	15	68	87.18	9	1	78
CARROLL	1	0	2	1	2	5	83.33	1	0	6
CHAMPAIGN	0	0	6	6	4	16	100.00	0	0	16
CLARK	0	2	10	13	32	55	96.49	2	0	57
CLERMONT	2	7	19	8	51	78	89.66	9	0	87
CLINTON	1	1	2	3	1	6	75.00	2	0	8
COLUMBIANA	1	0	15	3	10	28	96.55	1	0	29
COSHOCTON	4	3	9	7	1	17	70.83	7	0	24
CRAWFORD	1	5	16	8	40	64	91.43	6	0	70
CUYAHOGA	11	30	57	31	29	117	71.34	41	6	164
DARKE	0	0	7	0	0	7	100.00	0	0	7
DEFIANCE	0	3	9	4	4	17	85.00	3	0	20
DELAWARE	0	0	4	3	4	11	100.00	0	0	11
ERIE	1	2	3	2	6	11	78.57	3	0	14
FAIRFIELD	1	6	26	7	9	42	85.71	7	0	49
FAYETTE	1	1	7	5	25	37	94.87	2	0	39
FRANKLIN	17	27	28	20	10	58	56.86	44	0	102
FULTON	0	0	1	4	1	6	100.00	0	0	6
GALLIA	3	3	6	3	0	9	60.00	6	0	15
GEAUGA	0	0	1	0	0	1	100.00	0	0	1
GREENE	3	9	11	4	13	28	68.29	12	1	41
GUERNSEY	0	3	19	12	3	34	91.89	3	0	37
HAMILTON	7	16	46	13	18	77	77.00	23	0	100
HANCOCK	1	0	1	5	1	7	87.50	1	0	8
HARDIN	1	2	3	4	1	8	72.73	3	0	11
HARRISON	1	0	0	1	0	1	50.00	1	0	2
HENRY	0	0	1	2	1	4	100.00	0	0	4
HIGHLAND	0	1	8	3	7	18	94.74	1	0	19
HOCKING	0	3	1	5	1	7	70.00	3	0	10
HOLMES	0	0	1	5	0	6	100.00	0	0	6
HURON	0	1	2	4	0	6	85.71	1	0	7
JACKSON	3	1	2	3	2	7	63.64	4	0	11
JEFFERSON	3	1	4	2	1	7	63.64	4	0	11
KNOX	0	0	6	2	4	12	100.00	0	0	12
LAKE	0	4	5	13	19	37	90.24	4	0	41
LAWRENCE	1	7	18	12	0	30	76.92	8	1	39
LICKING	4	15	19	10	6	35	64.81	19	0	54
LOGAN	0	3	3	4	6	13	81.25	3	0	16

LORAIN	7	5	9	2	3	14	53.85	12	0	26
LUCAS	3	5	18	3	1	22	70.97	8	1	31
MADISON	0	0	9	6	6	21	100.00	0	0	21
MAHONING	4	10	14	8	10	32	69.57	14	0	46
MARION	0	2	3	5	4	12	85.71	2	0	14
MEDINA	2	11	12	0	0	12	48.00	13	0	25
MEIGS	2	2	1	4	9	14	77.78	4	0	18
MERCER	0	0	1	6	5	12	100.00	0	0	12
MIAMI	1	1	4	3	19	26	92.86	2	0	28
MONROE	0	0	7	2	0	9	100.00	0	0	9
MONTGOMERY	9	20	24	8	16	48	62.34	29	0	77
MORGAN	0	0	1	0	1	2	100.00	0	0	2
MORROW	0	0	2	2	3	7	100.00	0	0	7
MUSKINGUM	8	9	27	17	44	88	83.81	17	0	105
NOBLE	0	0	7	0	0	7	100.00	0	0	7
OTTAWA	0	0	2	4	0	6	100.00	0	0	6
PAULDING	0	1	1	5	0	6	85.71	1	0	7
PERRY	0	1	4	1	0	5	83.33	1	0	6
PICKAWAY	2	1	7	5	4	16	84.21	3	0	19
PIKE	0	0	1	2	0	3	100.00	0	0	3
PORTAGE	1	3	5	6	4	15	78.95	4	0	19
PREBLE	0	4	2	3	2	7	63.64	4	0	11
PUTNAM	0	0	5	2	0	7	100.00	0	0	7
RICHLAND	3	6	16	7	36	59	86.76	9	0	68
ROSS	1	5	12	17	2	31	83.78	6	0	37
SANDUSKY	2	0	4	1	3	8	80.00	2	0	10
SCIOTO	1	8	23	15	13	51	83.61	9	1	61
SENECA	0	4	2	2	1	5	55.56	4	0	9
SHELBY	0	0	4	11	20	35	100.00	0	0	35
STARK	8	13	22	17	10	49	70.00	21	0	70
SUMMIT	6	16	32	11	14	57	71.25	22	1	80
TRUMBULL	1	6	13	7	26	46	85.19	7	1	54
TUSCARAWAS	0	1	4	3	2	9	90.00	1	0	10
UNION	1	1	7	1	1	9	81.82	2	0	11
VAN WERT	0	1	2	5	0	7	87.50	1	0	8
VINTON	0	0	2	1	0	3	100.00	0	0	3
WARREN	1	4	18	3	9	30	85.71	5	0	35
WASHINGTON	0	2	6	2	0	8	80.00	2	0	10
WAYNE	0	3	4	6	2	12	80.00	3	0	15
WILLIAMS	0	2	10	3	0	13	86.67	2	0	15
WOOD	2	1	3	7	10	20	86.96	3	0	23
WYANDOT	0	0	5	1	2	8	100.00	0	0	8
TOTAL	150	330	823	498	629	1,950		480	16	2,446
AVERAGE PER COUNTY	1.70	3.75	9.35	5.66	7.15	22.16	79.72	5.45	0.18	27.80