



ANNETTE CHAMBERS-SMITH
DIRECTOR

MISSION STATEMENT

To reduce recidivism among those we touch.


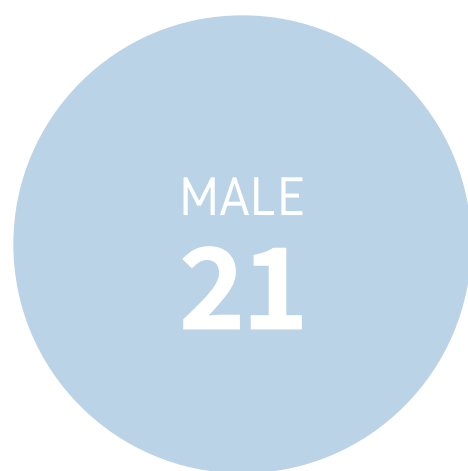
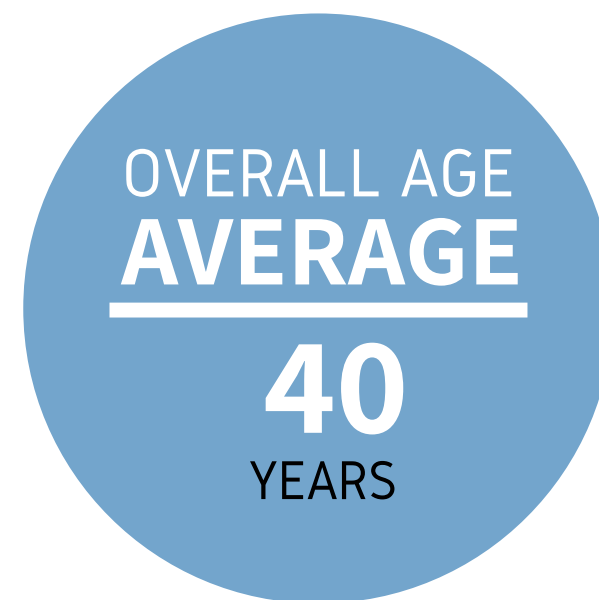
VISION STATEMENT

To reduce crime in Ohio.

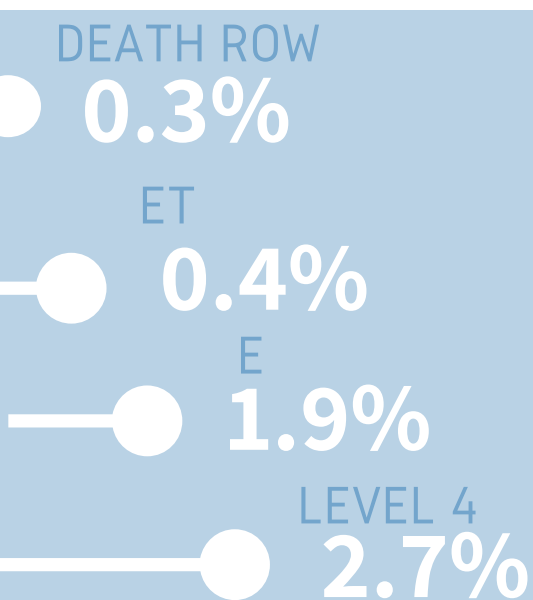
INCARCERATED ADULT POPULATION BREAKDOWN

Admissions FY 2021 **12,020**

Total Population AUG-21 **43,055**



Create better
PEOPLE.
Not better
INMATES.



POPULATION BY CUSTODY

INMATE RELEASES

Death Row

MALE **132**

FEMALE **1**

Executions Since February 1999 **56**

Executions Calendar Year to Date **0**

Total FY 2021	18,671
Releases to Supervision	14,505
To Parole	156
To Post Release Control	9,387
To Transitional Control/Treatment Transfer	3,501
To Judicial Release	1,461
Releases Without Supervision	4,127
Miscellaneous Releases	39
*Excludes Deaths	

Other Race 1,527

Black 19,214

White 22,314

Female 3,335

Male 39,720

Monthly Community Supervision Count

Community Control	3,951
Interstate Compact	3,086
Intervention in Lieu	576
Judicial Release	602
PRC/Parole	19,557

Staff Profile

Total Staff

11,498

Total Corrections Officers (CO)

6,130

Inmate To Correction Officer Ratio

6.2:1

Total Parole Officers (PO)

523

Fiscal & Budgets



Total Budget

FY2021

\$2,106,546,514

FY2022

\$2,047,601,666

Average Cost Per Inmate FY2021

Daily

\$97.00

Total Yearly

\$1,553,957,145

Ohio Penal Industries

Inmates Working for OPI

1,205

Sales for AUG 2021

\$2,391,985.26

Other Statistics of Interest

Pregnant
Females

22

Babies in the
ABC Nursery

9

Highest Inmate
Population 11/10/2008

51,273

Inmates Serving
Life Without Parole

738

Average Stay
in Prison
2.5 yrs