

**OHIO DEPARTMENT OF REHABILITATION AND CORRECTION  
CALENDAR YEAR 2003 COMMITMENT REPORT**

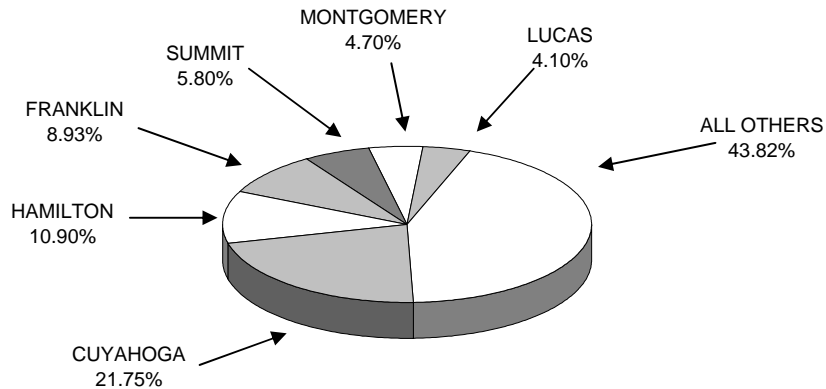
**NUMBER OF COMMITMENTS, BY COUNTY AND RECEPTION CENTER,  
CALENDAR YEAR 2003**

OHIO COUNTY	CRC MALE		LORCI MALE		TOTAL MALE		ORW FEMALE		COUNTY TOTAL	PERCENT OF TOTAL
	N	%	N	%	N	%	N	%		
ADAMS	32	0.14	0	0.00	32	0.14	1	0.00	33	0.14
ALLEN	159	0.69	0	0.00	159	0.69	25	0.11	184	0.80
ASHLAND	1	0.00	76	0.33	77	0.33	8	0.03	85	0.37
ASHTABULA	0	0.00	133	0.58	133	0.58	19	0.08	152	0.66
ATHENS	59	0.26	0	0.00	59	0.26	7	0.03	66	0.29
AUGLAIZE	78	0.34	0	0.00	78	0.34	10	0.04	88	0.38
BELMONT	40	0.17	0	0.00	40	0.17	4	0.02	44	0.19
BROWN	32	0.14	0	0.00	32	0.14	5	0.02	37	0.16
BUTLER	547	2.37	0	0.00	547	2.37	90	0.39	637	2.75
CARROLL	0	0.00	49	0.21	49	0.21	4	0.02	53	0.23
CHAMPAIGN	67	0.29	0	0.00	67	0.29	11	0.05	78	0.34
CLARK	398	1.72	0	0.00	398	1.72	55	0.24	453	1.96
CLERMONT	214	0.93	0	0.00	214	0.93	25	0.11	239	1.03
CLINTON	70	0.30	1	0.00	71	0.31	8	0.03	79	0.34
COLUMBIANA	0	0.00	116	0.50	116	0.50	20	0.09	136	0.59
COSHOCTON	58	0.25	0	0.00	58	0.25	8	0.03	66	0.29
CRAWFORD	1	0.00	43	0.19	44	0.19	5	0.02	49	0.21
CUYAHOGA	0	0.00	4,461	19.29	4,461	19.29	568	2.46	5,029	21.75
DARKE	56	0.24	0	0.00	56	0.24	6	0.03	62	0.27
DEFIANCE	107	0.46	0	0.00	107	0.46	13	0.06	120	0.52
DELAWARE	106	0.46	1	0.00	107	0.46	14	0.06	121	0.52
ERIE	0	0.00	146	0.63	146	0.63	14	0.06	160	0.69
FAIRFIELD	117	0.51	0	0.00	117	0.51	18	0.08	135	0.58
FAYETTE	42	0.18	0	0.00	42	0.18	2	0.01	44	0.19
FRANKLIN	1,834	7.93	0	0.00	1,834	7.93	232	1.00	2,066	8.93
FULTON	39	0.17	0	0.00	39	0.17	3	0.01	42	0.18
GALLIA	37	0.16	0	0.00	37	0.16	3	0.01	40	0.17
GEAUGA	0	0.00	30	0.13	30	0.13	2	0.01	32	0.14
GREENE	289	1.25	0	0.00	289	1.25	62	0.27	351	1.52
GUERNSEY	55	0.24	0	0.00	55	0.24	6	0.03	61	0.26
HAMILTON	2,316	10.01	0	0.00	2,316	10.01	205	0.89	2,521	10.90
HANCOCK	83	0.36	1	0.00	84	0.36	14	0.06	98	0.42
HARDIN	26	0.11	1	0.00	27	0.12	2	0.01	29	0.13
HARRISON	19	0.08	0	0.00	19	0.08	1	0.00	20	0.09
HENRY	28	0.12	0	0.00	28	0.12	2	0.01	30	0.13
HIGHLAND	57	0.25	1	0.00	58	0.25	8	0.03	66	0.29
HOCKING	55	0.24	1	0.00	56	0.24	8	0.03	64	0.28
HOLMES	0	0.00	11	0.05	11	0.05	5	0.02	16	0.07
HURON	0	0.00	68	0.29	68	0.29	6	0.03	74	0.32
JACKSON	54	0.23	0	0.00	54	0.23	3	0.01	57	0.25
JEFFERSON	1	0.00	78	0.34	79	0.34	10	0.04	89	0.38
KNOX	35	0.15	0	0.00	35	0.15	4	0.02	39	0.17
LAKE	0	0.00	249	1.08	249	1.08	49	0.21	298	1.29
LAWRENCE	74	0.32	0	0.00	74	0.32	7	0.03	81	0.35
LICKING	193	0.83	0	0.00	193	0.83	27	0.12	220	0.95
LOGAN	79	0.34	0	0.00	79	0.34	4	0.02	83	0.36
LORAIN	1	0.00	638	2.76	639	2.76	102	0.44	741	3.20
LUCAS	838	3.62	0	0.00	838	3.62	111	0.48	949	4.10
MADISON	53	0.23	0	0.00	53	0.23	6	0.03	59	0.26
MAHONING	0	0.00	240	1.04	240	1.04	28	0.12	268	1.16
MARION	215	0.93	1	0.00	216	0.93	22	0.10	238	1.03
MEDINA	0	0.00	177	0.77	177	0.77	32	0.14	209	0.90
MEIGS	24	0.10	0	0.00	24	0.10	3	0.01	27	0.12

**NUMBER OF COMMITMENTS, BY COUNTY AND RECEPTION CENTER,  
CALENDAR YEAR 2003  
(continued)**

OHIO COUNTY	CRC MALE		LORCI MALE		TOTAL MALE		ORW FEMALE		COUNTY TOTAL	PERCENT OF TOTAL
	N	%	N	%	N	%	N	%		
MERCER	28	0.12	0	0.00	28	0.12	3	0.01	31	0.13
MIAMI	166	0.72	0	0.00	166	0.72	28	0.12	194	0.84
MONROE	8	0.03	0	0.00	8	0.03	1	0.00	9	0.04
MONTGOMERY	974	4.21	1	0.00	975	4.22	111	0.48	1,086	4.70
MORGAN	7	0.03	0	0.00	7	0.03	0	0.00	7	0.03
MORROW	21	0.09	1	0.00	22	0.10	3	0.01	25	0.11
MUSKINGUM	153	0.66	0	0.00	153	0.66	42	0.18	195	0.84
NOBLE	6	0.03	0	0.00	6	0.03	1	0.00	7	0.03
OTTAWA	0	0.00	23	0.10	23	0.10	6	0.03	29	0.13
PAULDING	42	0.18	0	0.00	42	0.18	6	0.03	48	0.21
PERRY	36	0.16	0	0.00	36	0.16	4	0.02	40	0.17
PICKAWAY	97	0.42	0	0.00	97	0.42	13	0.06	110	0.48
PIKE	18	0.08	0	0.00	18	0.08	2	0.01	20	0.09
PORTAGE	0	0.00	97	0.42	97	0.42	20	0.09	117	0.51
PREBLE	33	0.14	0	0.00	33	0.14	3	0.01	36	0.16
PUTNAM	25	0.11	0	0.00	25	0.11	3	0.01	28	0.12
RICHLAND	2	0.01	252	1.09	254	1.10	30	0.13	284	1.23
ROSS	82	0.35	1	0.00	83	0.36	13	0.06	96	0.42
SANDUSKY	1	0.00	92	0.40	93	0.40	24	0.10	117	0.51
SCIOTO	147	0.64	0	0.00	147	0.64	42	0.18	189	0.82
SENECA	0	0.00	82	0.35	82	0.35	5	0.02	87	0.38
SHELBY	95	0.41	0	0.00	95	0.41	9	0.04	104	0.45
STARK	1	0.00	722	3.12	723	3.13	113	0.49	836	3.61
SUMMIT	1	0.00	1,199	5.18	1,200	5.19	141	0.61	1,341	5.80
TRUMBULL	0	0.00	250	1.08	250	1.08	37	0.16	287	1.24
TUSCARAWAS	86	0.37	2	0.01	88	0.38	12	0.05	100	0.43
UNION	71	0.31	0	0.00	71	0.31	13	0.06	84	0.36
VAN WERT	39	0.17	0	0.00	39	0.17	2	0.01	41	0.18
VINTON	30	0.13	0	0.00	30	0.13	4	0.02	34	0.15
WARREN	146	0.63	0	0.00	146	0.63	26	0.11	172	0.74
WASHINGTON	67	0.29	0	0.00	67	0.29	11	0.05	78	0.34
WAYNE	1	0.00	58	0.25	59	0.26	4	0.02	63	0.27
WILLIAMS	64	0.28	0	0.00	64	0.28	9	0.04	73	0.32
WOOD	104	0.45	0	0.00	104	0.45	12	0.05	116	0.50
WYANDOT	21	0.09	0	0.00	21	0.09	2	0.01	23	0.10
OUT OF STATE	1	0.00	0	0.00	1	0.00	0	0.00	1	0.00
<b>TOTAL</b>	<b>11,162</b>	<b>48.27</b>	<b>9,302</b>	<b>40.22</b>	<b>20,464</b>	<b>88.49</b>	<b>2,662</b>	<b>11.51</b>	<b>23,126</b>	<b>100.00</b>

**Figure 1. Counties With Largest Proportion of Intake**

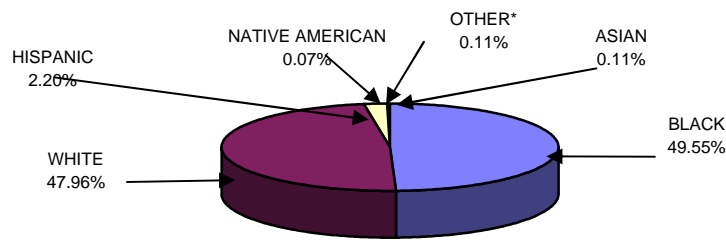


**NUMBER OJ COMMITMENTS, BY RACE/ETHNICITY AND RECEPTION CENTER,  
CALENDAR YEAR 2003**

RACE/ ETHNICITY	CRC MALE		LORCI MALE		TOTAL MALE		ORW FEMALE		GROUP TOTAL	PERCENT OF TOTAL
	N	%	N	%	N	%	N	%		
BLACK	5,058	45.31	5,316	57.15	10,374	50.69	1,085	40.76	11,459	49.55
WHITE	5,901	52.87	3,655	39.29	9,556	46.70	1,535	57.66	11,091	47.96
HISPANIC	168	1.51	312	3.35	480	2.35	29	1.09	509	2.20
WHITE HISPANIC	163	1.46	250	2.69	413	2.02	28	1.05	441	1.91
BLACK HISPANIC	5	0.04	62	0.67	67	0.33	1	0.04	68	0.29
NATIVE AMERICAN	4	0.04	5	0.05	9	0.04	7	0.26	16	0.07
ASIAN	14	0.13	6	0.06	20	0.10	6	0.23	26	0.11
OTHER*	17	0.15	8	0.09	25	0.12	0	0.00	25	0.11
<b>TOTAL</b>	<b>11,162</b>	<b>100.00</b>	<b>9,302</b>	<b>100</b>	<b>20,464</b>	<b>100</b>	<b>2,662</b>	<b>100</b>	<b>23,126</b>	<b>100</b>

\* INCLUDES HISPANIC OF UNSPECIFIED RACIAL ORIGIN.

**Figure 2.Commitment by Race/Ethnicity**



**NUMBER OF COMMITMENTS, BY RACE/ETHNICITY AND RECEPTION CENTER,  
CALENDAR YEAR 2003**

INMATE AGE	CRC MALE		LORCI MALE		TOTAL MALE		ORW FEMALE		AGE TOTAL	PERCENT OF TOTAL
	N	%	N	%	N	%	N	%		
15	2	0.02	2	0.02	4	0.02	0	0.00	4	0.02
16	14	0.13	4	0.04	18	0.09	0	0.00	18	0.08
17	62	0.56	23	0.25	85	0.42	3	0.11	88	0.38
18	237	2.12	159	1.71	396	1.94	16	0.60	412	1.78
19	490	4.39	414	4.45	904	4.42	54	2.03	958	4.14
20	558	5.00	486	5.22	1,044	5.10	69	2.59	1,113	4.81
21 - 24	2,332	20.89	1,949	20.95	4,281	20.92	356	13.37	4,637	20.05
25 - 29	1,984	17.77	1,585	17.04	3,569	17.44	469	17.62	4,038	17.46
30 - 34	1,604	14.37	1,259	13.53	2,863	13.99	489	18.37	3,352	14.49
35 - 39	1,392	12.47	1,203	12.93	2,595	12.68	472	17.73	3,067	13.26
40 - 44	1,199	10.74	1,064	11.44	2,263	11.06	426	16.00	2,689	11.63
45 - 49	729	6.53	674	7.25	1,403	6.86	197	7.40	1,600	6.92
50 - 54	337	3.02	301	3.24	638	3.12	72	2.70	710	3.07
55 - 59	139	1.25	124	1.33	263	1.29	30	1.13	293	1.27
60 - 64	51	0.46	36	0.39	87	0.43	6	0.23	93	0.40
65 - 69	22	0.20	10	0.11	32	0.16	1	0.04	33	0.14
70 - 74	7	0.06	6	0.06	13	0.06	2	0.08	15	0.06
75 - 79	3	0.03	1	0.01	4	0.02	0	0.00	4	0.02
80 AND OVER	0	0.00	2	0.02	2	0.01	0	0.00	2	0.01
<b>TOTAL</b>	<b>11,162</b>	<b>100.00</b>	<b>9,302</b>	<b>100.00</b>	<b>20,464</b>	<b>100.00</b>	<b>2,662</b>	<b>100.00</b>	<b>23,126</b>	<b>100.00</b>
MEAN	31.29		31.60		31.43		33.61		31.68	
MEDIAN	29.00		30.00		33.00		33.00		30.00	
50 AND OVER	559	5.01	480	5.16	1,039	5.08	111	4.17	1,150	4.97
18 AND OVER	11,084	99.30	9,273	99.69	20,357	99.48	2,659	99.89	23,016	99.52

**COMMITMENTS TO THE DEPARTMENT BY AGE AT ADMISSION AND RECEPTION CENTER  
CALENDAR YEAR 2003**

INMATE AGE	CRC MALE		LORCI MALE		TOTAL MALE		ORW FEMALE		AGE TOTAL	PERCENT OF TOTAL
	N	%	N	%	N	%	N	%		
15	2	0.02	2	0.02	4	0.02	0	0.00	4	0.02
16	14	0.13	4	0.04	18	0.09	0	0.00	18	0.08
17	62	0.56	23	0.25	85	0.42	3	0.11	88	0.38
18	237	2.12	159	1.71	396	1.94	16	0.60	412	1.78
19	490	4.39	414	4.45	904	4.42	54	2.03	958	4.14
20	558	5.00	486	5.22	1,044	5.10	69	2.59	1,113	4.81
21	602	5.39	488	5.25	1,090	5.33	84	3.16	1,174	5.08
22	632	5.66	499	5.36	1,131	5.53	96	3.61	1,227	5.31
23	583	5.22	508	5.46	1,091	5.33	82	3.08	1,173	5.07
24	515	4.61	454	4.88	969	4.74	94	3.53	1,063	4.60
25	519	4.65	394	4.24	913	4.46	99	3.72	1,012	4.38
26	435	3.90	353	3.79	788	3.85	97	3.64	885	3.83
27	382	3.42	307	3.30	689	3.37	87	3.27	776	3.36
28	319	2.86	269	2.89	588	2.87	88	3.31	676	2.92
29	329	2.95	262	2.82	591	2.89	98	3.68	689	2.98
30	316	2.83	263	2.83	579	2.83	83	3.12	662	2.86
31	330	2.96	274	2.95	604	2.95	105	3.94	709	3.07
32	347	3.11	262	2.82	609	2.98	116	4.36	725	3.13
33	327	2.93	246	2.64	573	2.80	86	3.23	659	2.85
34	284	2.54	214	2.30	498	2.43	99	3.72	597	2.58
35	255	2.28	275	2.96	530	2.59	101	3.79	631	2.73
36	259	2.32	232	2.49	491	2.40	83	3.12	574	2.48
37	299	2.68	229	2.46	528	2.58	109	4.09	637	2.75
38	283	2.54	238	2.56	521	2.55	97	3.64	618	2.67
39	296	2.65	229	2.46	525	2.57	82	3.08	607	2.62
40	261	2.34	218	2.34	479	2.34	107	4.02	586	2.53
41	254	2.28	234	2.52	488	2.38	102	3.83	590	2.55
42	240	2.15	218	2.34	458	2.24	88	3.31	546	2.36
43	230	2.06	210	2.26	440	2.15	68	2.55	508	2.20
44	214	1.92	184	1.98	398	1.94	61	2.29	459	1.98
45	182	1.63	167	1.80	349	1.71	39	1.47	388	1.68
46	173	1.55	179	1.92	352	1.72	48	1.80	400	1.73
47	132	1.18	113	1.21	245	1.20	53	1.99	298	1.29
48	139	1.25	116	1.25	255	1.25	34	1.28	289	1.25
49	103	0.92	99	1.06	202	0.99	23	0.86	225	0.97
50	90	0.81	90	0.97	180	0.88	27	1.01	207	0.90
51	80	0.72	73	0.78	153	0.75	15	0.56	168	0.73
52	60	0.54	46	0.49	106	0.52	11	0.41	117	0.51
53	57	0.51	50	0.54	107	0.52	13	0.49	120	0.52
54	50	0.45	42	0.45	92	0.45	6	0.23	98	0.42
55	51	0.46	36	0.39	87	0.43	8	0.30	95	0.41
56	21	0.19	28	0.30	49	0.24	10	0.38	59	0.26
57	27	0.24	25	0.27	52	0.25	3	0.11	55	0.24
58	21	0.19	22	0.24	43	0.21	6	0.23	49	0.21
59	19	0.17	13	0.14	32	0.16	3	0.11	35	0.15
60	21	0.19	16	0.17	37	0.18	2	0.08	39	0.17
61	12	0.11	9	0.10	21	0.10	3	0.11	24	0.10
62	9	0.08	8	0.09	17	0.08	0	0.00	17	0.07
63	6	0.05	1	0.01	7	0.03	1	0.04	8	0.03
64	3	0.03	2	0.02	5	0.02	0	0.00	5	0.02
65	8	0.07	4	0.04	12	0.06	0	0.00	12	0.05
66	7	0.06	1	0.01	8	0.04	0	0.00	8	0.03
67	2	0.02	3	0.03	0	0.00	0	0.00	5	0.02
68	4	2.00	2	0.02	6	0.03	0	0.00	6	0.03
69	1	0.01	0	0.00	1	0.00	1	0.04	2	0.01
70	3	0.03	3	0.03	6	0.03	0	0.00	6	0.03
71 AND OVER	7	0.06	6	0.06	13	0.06	2	0.08	15	0.06
<b>TOTAL</b>	<b>11,162</b>	<b>100.00</b>	<b>9,302</b>	<b>100.00</b>	<b>20,464</b>	<b>100.00</b>	<b>2,662</b>	<b>100.00</b>	<b>23,126</b>	<b>100.00</b>
<b>MEAN</b>	<b>31.29</b>		<b>31.60</b>		<b>31.18</b>		<b>33.61</b>		<b>31.45</b>	
<b>MEDIAN</b>	<b>29.00</b>		<b>30.00</b>		<b>29.00</b>		<b>33.00</b>		<b>30.00</b>	

NUMBER OF SENATE BILL 2* (SB2) COMMITMENTS, BY FELONY LEVEL OF MOST SERIOUS CONVICTION OFFENSE, SEX, AND LENGTH OF AGGREGATE SENTENCE, CALENDAR YEAR 2003												
FELONY/SENTENCE CATEGORY	MALE		MINIMUM, AVERAGE AND MAXIMUM SENTENCE TERM (IN MONTHS)**			FEMALE		MINIMUM, AVERAGE AND MAXIMUM SENTENCE TERM (IN MONTHS)**			TOTAL	
	N	%	MIN	AVG	MAX	N	%	MIN	AVG	MAX	N	%
DEATH	7	0.03	NA	NA	NA	1	0.04	NA	NA	NA	8	0.03
LIFE	181	0.89	NA	NA	NA	7	0.27	NA	NA	NA	188	0.82
FIRST	1,717	8.46	36.00	91.51	1140.00	113	4.30	36.00	74.44	636.00	1,830	7.98
SECOND	2,399	11.82	6.00	46.98	612.00	182	6.92	24.00	39.57	216.00	2,581	11.26
THIRD	3,752	18.49	1.92	29.27	360.00	402	15.29	3.96	24.87	99.96	4,154	18.12
FOURTH	5,049	24.88	1.92	14.90	300.96	568	21.60	6.00	12.98	81.00	5,617	24.50
FIFTH	7,190	35.43	0.36	11.25	366.00	1,357	51.60	3.00	9.51	96.00	8,547	37.28
TOTAL	20,295	100.00				2,630	100.00				22,925	100.00
PCT. OF TOTAL COMMITMENTS		87.76					11.37					99.13

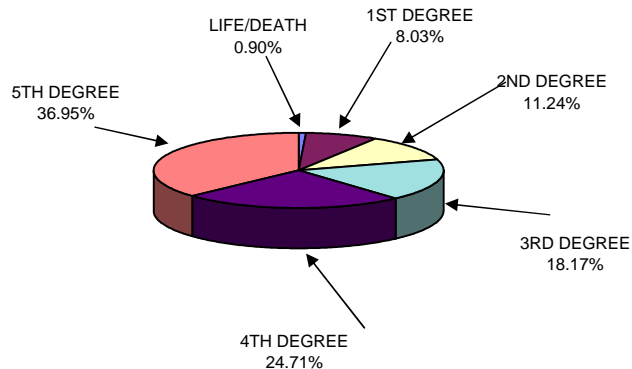
\* INCLUDES 'HYBRID' COMMITMENTS WITH BOTH PRE-SB2 AND SB2 OFFENSES AND SENTENCE STRUCTURE.

\*\* BASED ON AGGREGATE MINIMUM TERMS FOR CASES WITH COMBINED INDETERMINATE SENTENCES. INCLUDES SENTENCE TERMS OUTSIDE OF STATUTORY RANGE (VERIFIED WHERE PSI AVAILABLE).

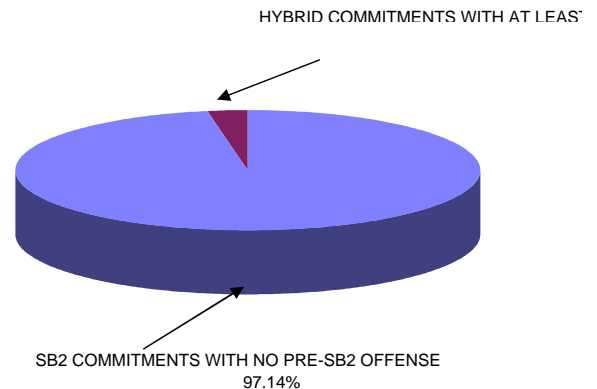
NUMBER OF PRE-SB2 COMMITMENTS, BY FELONY LEVEL OF MOST SERIOUS CONVICTION OFFENSE, SEX, AND LENGTH OF AGGREGATE SENTENCE, CALENDAR YEAR 2003												
FELONY/SENTENCE CATEGORY	MALE		MINIMUM, AVERAGE AND MAXIMUM SENTENCE TERM (IN MONTHS)*			FEMALE		MINIMUM, AVERAGE AND MAXIMUM SENTENCE TERM (IN MONTHS)*			TOTAL	
	N	%	MIN	AVG	MAX	N	%	MIN	AVG	MAX	N	%
DEATH	1	0.59	NA	NA	NA	0	0.00	NA	NA	NA	1	0.50
LIFE	12	7.10	NA	NA	NA	0	0.00	NA	NA	NA	12	5.97
FIRST	23	13.61	60.00	95.48	180.00	1	3.13	12.00	12.00	12.00	24	11.94
SECOND	11	6.51	24.00	43.64	60.00	1	3.13	36.00	36.00	36.00	12	5.97
THIRD INDETERMINATE	4	2.37	60.00	60.00	60.00	0	0.00	0.00	0.00	0.00	4	1.99
THIRD DETERMINATE	40	23.67	12.00	40.80	264.00	5	15.63	12.00	15.60	24.00	45	22.39
FOURTH INDETERMINATE	1	0.59	66.00	66.00	66.00	0	0.00	0.00	0.00	0.00	1	0.50
FOURTH DETERMINATE	77	45.56	6.00	15.21	44.04	25	78.13	6.00	12.48	30.00	102	50.75
TOTAL PRE-SB2	169	100.00				32	100.00				201	100.00
PCT. OF TOTAL COMMITMENTS		0.73					0.14					0.87

\* REFERS TO AGGREGATE MINIMUM SENTENCE LENGTH. INCLUDES SENTENCE TERMS OUTSIDE OF STATUTORY RANGE (VERIFIED WHERE PSI AVAILABLE).

**Figure 3. Distribution of Felony Categories for all Commitments (N =23,126)**



**Figure 4. Hybrid Status for all SB2 Commitments (N =22,925)**



**NUMBER OF COMMITMENTS, BY OFFENSE CATEGORY, OFFENSE, AND RECEPTION CENTER,  
CALENDAR YEAR 2003**

MOST SERIOUS OFFENSE*	CRC MALE	LORCI MALE	TOTAL MALE	ORW FEMALE	DEPT. TOTAL	% OF TOTAL
<b>CRIMES AGAINST PERSONS (EXCLUDING SEX OFFENSES)</b>	<b>2,885</b>	<b>2,301</b>	<b>5,186</b>	<b>478</b>	<b>5,664</b>	<b>24.49</b>
ABDUCTION	39	23	62	3	65	.28
ATTEMPTED ABDUCTION	24	11	35	0	35	.15
AGGRAVATED ARSON	24	20	44	9	53	.23
ATTEMPTED AGGRAVATED ARSON	6	7	13	4	17	.07
AGGRAVATED ASSAULT	213	153	366	59	425	1.84
AGGRAVATED MENACING	14	25	39	0	39	.17
AGGRAVATED MURDER	39	34	73	4	77	.33
ATTEMPTED AGGRAVATED MURDER	4	5	9	4	13	.06
AGGRAVATED RIOT	1	4	5	0	5	.02
AGGRAVATED ROBBERY	349	266	615	30	645	2.79
ATTEMPTED AGGRAVATED ROBBERY	10	27	37	2	39	.17
AGGRAVATED VEHICULAR ASSAULT	47	60	107	11	118	.51
AGGRAVATED VEHICULAR HOMICIDE	43	28	71	10	81	.35
ASSAULT	151	145	296	48	344	1.49
CHILD ENDANGERMENT	37	33	70	32	102	.44
DOMESTIC VIOLENCE	357	334	691	22	713	3.08
ETHNIC INTIMIDATION	0	1	1	0	1	.00
EXTORTION	2	2	4	2	6	.03
FELONIOUS ASSAULT	327	347	674	62	736	3.18
ATTEMPTED FELONIOUS ASSAULT	65	93	158	18	176	.76
INVOLUNTARY MANSLAUGHTER	54	54	108	19	127	.55
KIDNAPPING	52	42	94	9	103	.45
MURDER	46	37	83	4	87	.38
ATTEMPTED MURDER	16	20	36	6	42	.18
NONSUPPORT OF DEPENDENTS	424	130	554	15	569	2.46
PATIENT ABUSE	1	0	1	2	3	.01
ROBBERY	479	329	808	83	891	3.85
ATTEMPTED ROBBERY	36	58	94	16	110	.48
VEHICULAR HOMICIDE	1	0	1	0	1	.00
VOLUNTARY MANSLAUGHTER	24	13	37	4	41	.18
<b>SEX OFFENSES</b>	<b>825</b>	<b>631</b>	<b>1,456</b>	<b>35</b>	<b>1,491</b>	<b>6.45</b>
COMPELLING PROSTITUTION	1	0	1	1	2	.01
CORRUPTION OF A MINOR	155	108	263	11	274	1.18
ATTEMPTED CORRUPTION OF A MINOR	15	7	22	2	24	.10
DISSEMINATING MATTER HARMFUL TO JUVENILES	0	1	1	0	1	.00
DUTY TO REGISTER	6	3	9	1	10	.04
FAILURE TO REGISTER	62	37	99	0	99	.43
FAILURE TO VERIFY ADDRESS	21	14	35	1	36	.16
GROSS SEXUAL IMPOSITION (INCLUDES ATTEMPTS)	179	132	311	1	312	1.35
IMPORTUNING	10	10	20	0	20	.09
PANDERING OBSCENITY	40	14	54	1	55	.24
PROMOTING PROSTITUTION	1	6	7	0	7	.03
RAPE	196	182	378	6	384	1.66
ATTEMPTED RAPE	34	21	55	0	55	.24
SEXUAL BATTERY	102	96	198	2	200	.86
SOLICITING	2	0	2	9	11	.05
VOYEURISM	1	0	1	0	1	.00
<b>BURGLARY OFFENSES</b>	<b>1,025</b>	<b>699</b>	<b>1,724</b>	<b>138</b>	<b>1,862</b>	<b>8.05</b>
AGGRAVATED BURGLARY	99	80	179	10	189	.82
ATTEMPTED AGGRAVATED BURGLARY	11	6	17	1	18	.08
BURGLARY ( INCLUDES ATTEMPTS)	915	613	1,528	127	1,655	7.16

\* FOR CRIMES AGAINST PERSONS, SEX OFFENSES AND AGGRAVATED BURGLARY, ATTEMPTED OFFENSES ARE REPORTED SEPARATELY. FOR OTHER CRIMES, ATTEMPTED OFFENSES ARE INCLUDED IN THE PRIMARY CATEGORIES.

**NUMBER OF COMMITMENTS, BY OFFENSE CATEGORY, OFFENSE, AND RECEPTION CENTER,  
CALENDAR YEAR 2003  
(continued)**

MOST SERIOUS OFFENSE	CRC MALE	LORCI MALE	TOTAL MALE	ORW FEMALE	DEPT. TOTAL	% OF TOTAL
<b>MISCELLANEOUS PROPERTY OFFENSES</b>	<b>1,809</b>	<b>1,284</b>	<b>3,093</b>	<b>599</b>	<b>3,692</b>	<b>15.96</b>
ARSON	29	16	45	8	53	.23
BREAKING AND ENTERING	321	194	515	20	535	2.31
DISRUPTING PUBLIC SERVICES	7	20	27	0	27	.12
RECEIVING STOLEN PROPERTY	601	482	1,083	139	1,222	5.28
SAFECRACKING	18	16	34	1	35	.15
TAMPERING WITH COIN MACHINE	14	1	15	2	17	.07
THEFT	752	497	1,249	416	1,665	7.20
UNAUTHORIZED USE OF PROPERTY	2	1	3	0	3	.01
UNAUTHORIZED USE OF VEHICLE	16	21	37	7	44	.19
VANDALISM	49	35	84	6	90	.39
VEHICULAR VANDALISM	0	1	1	0	1	.00
<b>DRUG OFFENSES</b>	<b>2,968</b>	<b>3,116</b>	<b>6,084</b>	<b>923</b>	<b>7,007</b>	<b>30.30</b>
ABUSING HARMFUL INTOXICANTS	5	1	6	0	6	.03
CORRUPTION OF ANOTHER WITH DRUGS	15	18	33	3	36	.16
DECEPTION TO OBTAIN DRUGS	26	18	44	51	95	.41
DRUG POSSESSION (FORMERLY ABUSE)	1,622	1,680	3,302	554	3,856	16.67
FUNDING OF DRUG OR MARIJUANA TRAFFICKING	1	0	1	1	2	.01
ILLEGAL PROCESSING OF DRUG DOCUMENTS	27	19	46	26	72	.31
ILLEGAL MANUFACTURING OF DRUGS	87	56	143	24	167	.72
PERMITTING DRUG ABUSE	3	5	8	10	18	.08
PREPARATION OF DRUG FOR SALE	8	18	26	3	29	.13
SALE OF COUNTERFEIT DRUGS	24	69	93	2	95	.41
TAMPERING WITH DRUGS	0	1	1	3	4	.02
TRAFFICKING IN DRUGS	1,150	1,231	2,381	246	2,627	11.36
<b>MOTOR VEHICLE OFFENSES</b>	<b>148</b>	<b>123</b>	<b>271</b>	<b>8</b>	<b>279</b>	<b>1.21</b>
DRIVING UNDER THE INFLUENCE ALCOHOL/DRUGS	144	123	267	8	275	1.19
FAILURE TO STOP AT ACCIDENT	4	0	4	0	4	.02
<b>FRAUD OFFENSES</b>	<b>370</b>	<b>180</b>	<b>550</b>	<b>246</b>	<b>796</b>	<b>3.44</b>
CRIMINAL SIMULATION	0	3	3	0	3	.01
FORGERY	316	131	447	212	659	2.85
INSURANCE FRAUD	2	4	6	1	7	.03
MISUSE OF CREDIT CARD	15	14	29	11	40	.17
MONEY LAUNDERING	1	2	3	1	4	.02
PASSING BAD CHECKS	25	18	43	17	60	.26
PRACTICING NURSING WITHOUT A LICENSE	0	0	0	1	1	.00
SECURING WRITING BY DECEPTION	1	1	2	0	2	.01
SECURITIES FRAUD	2	2	4	1	5	.02
TELECOMMUNICATION FRAUD	3	1	4	0	4	.02
TRAFFICKING IN FOOD STAMPS	0	1	1	2	3	.01
WORKERS COMPENSATION FRAUD	5	3	8	0	8	.03
<b>FIREARM OFFENSES</b>	<b>372</b>	<b>234</b>	<b>606</b>	<b>25</b>	<b>631</b>	<b>2.73</b>
CARRYING CONCEALED WEAPON	175	116	291	9	300	1.30
ENGAGING IN CORRUPT ACTIVITY	42	38	80	10	90	.39
HAVING WEAPON WHILE UNDER DISABILITY	118	51	169	2	171	.74
IMPROPER HANDLING OF FIREARMS	18	12	30	0	30	.13
POSSESSION OF CRIMINAL TOOLS	15	13	28	4	32	.14
UNLAWFUL POSSESSION OF FIREARM	3	2	5	0	5	.02
UNLAWFUL TRANSACTION IN WEAPONS	0	2	2	0	2	.01
USING WEAPON WHILE INTOXICATED	1	0	1	0	1	.00
<b>OFFENSES AGAINST PUBLIC PEACE/JUSTICE/PUBLIC ADMINISTRATION</b>	<b>751</b>	<b>730</b>	<b>1,481</b>	<b>209</b>	<b>1,690</b>	<b>7.31</b>
BRIBERY	3	3	6	0	6	.03
ESCAPE	201	224	425	52	477	2.06
FAILURE TO APPEAR	27	7	34	8	42	.18
FALSIFICATION	0	0	0	1	1	.00
HARASSMENT BY INMATE	8	6	14	4	18	.08
ILLEGAL WEAPONS/DRUGS CONVEYANCE/CORRECTIONAL FACILITY	23	17	40	17	57	.25

**NUMBER OF COMMITMENTS, BY OFFENSE CATEGORY, OFFENSE, AND RECEPTION CENTER,  
CALENDAR YEAR 2003  
(continued)**

MOST SERIOUS OFFENSE	CRC MALE	LORCI MALE	TOTAL MALE	ORW FEMALE	DEPT. TOTAL	% OF TOTAL
<b>OFFENSES AGAINST PUBLIC PEACE/JUSTICE/PUBLIC ADMINISTRATION - CONT'D</b>						
IMPERSONATING AN OFFICER	1	1	2	0	2	.01
INCITING OF VIOLENCE	1	1	2	0	2	.01
INDUCING PANIC	3	2	5	0	5	.02
INTERFERENCE WITH CUSTODY	3	2	5	0	5	.02
INTIMIDATION	8	16	24	2	26	.11
INTIMIDATION OF CRIME VICTIM OR WITNESS	18	18	36	2	38	.16
MAKING FALSE ALARM	1	1	2	0	2	.01
OBSTRUCTING OFFICIAL BUSINESS	11	8	19	0	19	.08
OBSTRUCTING JUSTICE	9	10	19	13	32	.14
PARTICIPATING IN CRIMINAL GANG	6	4	10	0	10	.04
PERJURY	1	2	3	2	5	.02
RESISTING ARREST/FAILURE TO COMPLY	248	243	491	28	519	2.24
RETALIATION	8	9	17	2	19	.08
TAKING THE IDENTITY OF ANOTHER	26	10	36	21	57	.25
TAMPERING WITH EVIDENCE	72	84	156	16	172	.74
TAMPERING WITH RECORDS	18	30	48	25	73	.32
THEFT IN OFFICE	2	1	3	4	7	.03
TELEPHONE HARASSMENT	4	4	8	1	9	.04
USING SHAM LEGAL PROCESS	0	1	1	0	1	.00
VIOLATION OF OWN RECOGNIZANCE	32	9	41	10	51	.22
VIOLATION OF PROTECTION ORDER	17	17	34	1	35	.15
<b>OTHER FELONY OFFENSES</b>	<b>9</b>	<b>4</b>	<b>13</b>	<b>1</b>	<b>14</b>	<b>.06</b>
COMPLICITY	0	1	1	0	1	.00
CONSPIRACY	2	1	3	0	3	.01
DOG FIGHTING	6	0	6	1	7	.03
FAILURE TO CONFINE VICIOUS DOG	0	1	1	0	1	.00
OPEN BURNING	1	1	2	0	2	.01
<b>TOTAL FELONY OFFENSES</b>	<b>11,162</b>	<b>9,302</b>	<b>20,464</b>	<b>2,662</b>	<b>23,126</b>	<b>100.00</b>

**Figure 3. Combined SB2 and Pre-SB2 Commitments by Offense Category**

