

**JULY 1, 2006 CENSUS OF ODRC INSTITUTIONAL POPULATION,
DEMOGRAPHIC AND OFFENSE SUMMARY**

GENDER: MALE = 43,427 (92.65%) FEMALE = 3,444 (7.35%) TOTAL = 46,871 (100.0%)

OHIO COUNTIES WITH THE HIGHEST NUMBER OF COMMITTED INMATES	MALE		FEMALE		TOTAL	
	N	%	N	%	N	%
CUYAHOGA	7,947	18.30	589	17.10	8,536	18.21
FRANKLIN	4,082	9.40	265	7.69	4,347	9.27
HAMILTON	4,377	10.08	259	7.52	4,636	9.89
LUCAS	1,947	4.48	127	3.69	2,074	4.42
MONTGOMERY	2,562	5.90	179	5.20	2,741	5.85
SUMMIT	2,461	5.67	217	6.30	2,678	5.71
ALL OTHERS	20,051	46.17	1,808	52.50	21,859	46.64
ALL INCARCERATED OFFENDERS	43,427	100.00	3,444	100.00	46,871	100.00

RACE/ETHNICITY OF INCARCERATED OFFENDERS	MALE		FEMALE		TOTAL	
	N	%	N	%	N	%
BLACK	20,897	48.12	1,251	36.32	22,148	47.25
WHITE	21,236	48.90	2,145	62.28	23,381	49.88
HISPANIC	986	2.27	35	1.02	1,021	2.18
WHITE HISPANIC	848	1.95	31	0.90	879	1.88
BLACK HISPANIC	138	0.32	4	0.12	142	0.30
NATIVE AMERICAN	69	0.16	3	0.09	72	0.15
ASIAN	54	0.12	8	0.23	62	0.13
OTHER*	185	0.43	2	0.06	187	0.40
* INCLUDES HISPANICS OF UNSPECIFIED RACIAL ORIGIN.						
ALL INCARCERATED OFFENDERS	43,427	100.00	3,444	100.00	46,871	100.00

AGE OF INCARCERATED OFFENDERS	MALE		FEMALE		TOTAL	
	N	%	N	%	N	%
15-19	965	2.22	36	1.05	1,001	2.14
20-24	7,213	16.61	463	13.44	7,676	16.38
25-29	8,294	19.10	631	18.32	8,925	19.04
30-34	6,581	15.15	579	16.81	7,160	15.28
35-39	5,884	13.55	621	18.03	6,505	13.88
40-44	5,246	12.08	496	14.40	5,742	12.25
45-49	4,163	9.59	353	10.25	4,516	9.63
50-54	2,478	5.71	160	4.65	2,638	5.63
55-59	1,359	3.13	56	1.63	1,415	3.02
60 AND OVER	1,244	2.86	49	1.42	1,293	2.76
ALL INCARCERATED OFFENDERS	43,427	100.00	3,444	100.00	46,871	100.00
MEAN AGE	35.25		35.25		35.25	
MEDIAN AGE	33		35		34	

MOST SERIOUS COMMITMENT OFFENSE TYPE	MALE		FEMALE		TOTAL	
	N	%	N	%	N	%
CRIMES AGAINST PERSONS (EXCLUDING SEX OFFENSES)	18,172	41.84	1,312	38.10	19,484	41.57
SEX OFFENSES	7,227	16.64	116	3.37	7,343	15.67
BURGLARY OFFENSES	4,269	9.83	244	7.08	4,513	9.63
MISCELLANEOUS PROPERTY OFFENSES	2,313	5.33	452	13.12	2,765	5.90
DRUG OFFENSES	7,064	16.27	825	23.95	7,889	16.83
MOTOR VEHICLE OFFENSES	439	1.01	29	0.84	468	1.00
FRAUD OFFENSES	382	0.88	166	4.82	548	1.17
FIREARM OFFENSES	1,315	3.03	56	1.63	1,371	2.93
OFFENSES AGAINST JUSTICE/PUBLIC ADMINISTRATION	2,238	5.15	243	7.06	2,481	5.29
OTHER FELONY OFFENSES	8	0.02	1	0.03	9	0.02
ALL INCARCERATED OFFENDERS	43,427	100.00	3,444	100.00	46,871	100.00

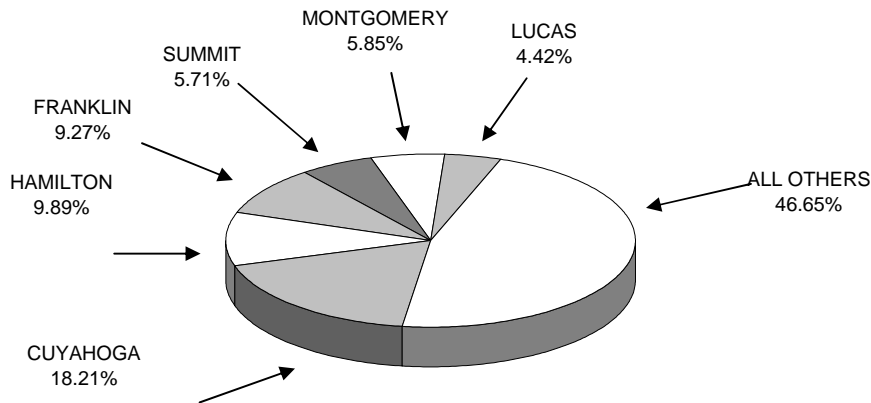
**OHIO DEPARTMENT OF REHABILITATION AND CORRECTION
JULY 1, 2006 INSTITUTIONAL CENSUS**

INCARCERATED OFFENDER'S COUNTY OF COMMITMENT BY SEX AND RACE ON JULY 1, 2006												
OHIO COUNTY	MALE		FEMALE		BLACK		WHITE		OTHER		COUNTY TOTAL	PERCENT OF TOTAL
	N	%	N	%	N	%	N	%	N	%		
ADAMS	87	0.19	3	0.01	1	0.00	89	0.19	0	0.00	90	0.19
ALLEN	489	1.04	26	0.06	317	0.68	190	0.41	8	0.02	515	1.10
ASHLAND	140	0.30	5	0.01	11	0.02	132	0.28	2	0.00	145	0.31
ASHTABULA	284	0.61	17	0.04	68	0.15	216	0.46	17	0.04	301	0.64
ATHENS	162	0.35	12	0.03	8	0.02	165	0.35	1	0.00	174	0.37
AUGLAIZE	168	0.36	23	0.05	14	0.03	171	0.36	6	0.01	191	0.41
BELMONT	130	0.28	12	0.03	22	0.05	120	0.26	0	0.00	142	0.30
BROWN	116	0.25	14	0.03	5	0.01	123	0.26	2	0.00	130	0.28
BUTLER	1,210	2.58	110	0.23	415	0.89	870	1.86	35	0.07	1,320	2.82
CARROLL	90	0.19	7	0.01	0	0.00	97	0.21	0	0.00	97	0.21
CHAMPAIGN	142	0.30	17	0.04	20	0.04	138	0.29	1	0.00	159	0.34
CLARK	759	1.62	76	0.16	347	0.74	473	1.01	15	0.03	835	1.78
CLERMONT	598	1.28	50	0.11	34	0.07	604	1.29	10	0.02	648	1.38
CLINTON	138	0.29	10	0.02	25	0.05	120	0.26	3	0.01	148	0.32
COLUMBIANA	214	0.46	22	0.05	32	0.07	200	0.43	4	0.01	236	0.50
COSHOCTON	107	0.23	8	0.02	11	0.02	104	0.22	0	0.00	115	0.25
CRAWFORD	110	0.23	10	0.02	7	0.01	112	0.24	1	0.00	120	0.26
CUYAHOGA	7,947	16.96	589	1.26	6,049	12.91	2,100	4.48	387	0.83	8,536	18.21
DARKE	107	0.23	11	0.02	8	0.02	108	0.23	2	0.00	118	0.25
DEFIANCE	238	0.51	21	0.04	42	0.09	187	0.40	30	0.06	259	0.55
DELAWARE	266	0.57	18	0.04	62	0.13	217	0.46	5	0.01	284	0.61
ERIE	346	0.74	37	0.08	205	0.44	170	0.36	8	0.02	383	0.82
FAIRFIELD	282	0.60	29	0.06	42	0.09	268	0.57	1	0.00	311	0.66
FAYETTE	151	0.32	25	0.05	28	0.06	146	0.31	2	0.00	176	0.38
FRANKLIN	4,082	8.71	265	0.57	2,634	5.62	1,606	3.43	107	0.23	4,347	9.27
FULTON	108	0.23	4	0.01	11	0.02	92	0.20	9	0.02	112	0.24
GALLIA	73	0.16	11	0.02	13	0.03	71	0.15	0	0.00	84	0.18
GAUGA	66	0.14	8	0.02	15	0.03	59	0.13	0	0.00	74	0.16
GREENE	530	1.13	71	0.15	165	0.35	422	0.90	14	0.03	601	1.28
GUERNSEY	116	0.25	10	0.02	17	0.04	107	0.23	2	0.00	126	0.27
HAMILTON	4,377	9.34	259	0.55	3,343	7.13	1,229	2.62	64	0.14	4,636	9.89
HANCOCK	250	0.53	24	0.05	53	0.11	200	0.43	21	0.04	274	0.58
HARDIN	80	0.17	9	0.02	7	0.01	81	0.17	1	0.00	89	0.19
HARRISON	34	0.07	0	0.00	2	0.00	32	0.07	0	0.00	34	0.07
HENRY	74	0.16	3	0.01	3	0.01	65	0.14	9	0.02	77	0.16
HIGHLAND	119	0.25	13	0.03	6	0.01	126	0.27	0	0.00	132	0.28
HOCKING	69	0.15	12	0.03	3	0.01	78	0.17	0	0.00	81	0.17
HOLMES	51	0.11	5	0.01	1	0.00	53	0.11	2	0.00	56	0.12
HURON	131	0.28	9	0.02	12	0.03	115	0.25	13	0.03	140	0.30
JACKSON	84	0.18	8	0.02	2	0.00	89	0.19	1	0.00	92	0.20
JEFFERSON	238	0.51	12	0.03	116	0.25	133	0.28	1	0.00	250	0.53
KNOX	132	0.28	11	0.02	7	0.01	136	0.29	0	0.00	143	0.31
LAKE	577	1.23	60	0.13	186	0.40	419	0.89	32	0.07	637	1.36
LAWRENCE	213	0.45	29	0.06	52	0.11	189	0.40	1	0.00	242	0.52
LICKING	501	1.07	53	0.11	92	0.20	456	0.97	6	0.01	554	1.18
LOGAN	141	0.30	12	0.03	23	0.05	129	0.28	1	0.00	153	0.33
LORAIN	1,193	2.55	91	0.19	536	1.14	602	1.28	146	0.31	1,284	2.74
LUCAS	1,947	4.15	127	0.27	1,177	2.51	787	1.68	110	0.23	2,074	4.42
MADISON	96	0.20	5	0.01	21	0.04	78	0.17	2	0.00	101	0.22
MAHONING	772	1.65	47	0.10	544	1.16	253	0.54	22	0.05	819	1.75
MARION	371	0.79	35	0.07	111	0.24	282	0.60	13	0.03	406	0.87
MEDINA	322	0.69	27	0.06	50	0.11	285	0.61	14	0.03	349	0.74
MEIGS	72	0.15	2	0.00	2	0.00	71	0.15	1	0.00	74	0.16

**INCARCERATED OFFENDER'S COUNTY OF COMMITMENT BY SEX AND RACE
ON JULY 1, 2006
(continued)**

OHIO COUNTY	MALE		FEMALE		BLACK		WHITE		OTHER		COUNTY TOTAL	PERCENT OF TOTAL
	N	%	N	%	N	%	N	%	N	%		
MERCER	82	0.17	3	0.01	2	0.00	78	0.17	5	0.01	85	0.18
MIAMI	301	0.64	32	0.07	61	0.13	269	0.57	3	0.01	333	0.71
MONROE	42	0.09	2	0.00	1	0.00	43	0.09	0	0.00	44	0.09
MONTGOMERY	2,562	5.47	179	0.38	1,629	3.48	1,088	2.32	24	0.05	2,741	5.85
MORGAN	32	0.07	4	0.01	10	0.02	26	0.06	0	0.00	36	0.08
MORROW	54	0.12	3	0.01	0	0.00	56	0.12	1	0.00	57	0.12
MUSKINGUM	397	0.85	64	0.14	111	0.24	345	0.74	5	0.01	461	0.98
NOBLE	17	0.04	2	0.00	3	0.01	16	0.03	0	0.00	19	0.04
OTTAWA	62	0.13	6	0.01	13	0.03	52	0.11	3	0.01	68	0.15
PAULDING	72	0.15	6	0.01	1	0.00	75	0.16	2	0.00	78	0.17
PERRY	89	0.19	2	0.00	2	0.00	89	0.19	0	0.00	91	0.19
PICKAWAY	196	0.42	15	0.03	24	0.05	186	0.40	1	0.00	211	0.45
PIKE	52	0.11	3	0.01	1	0.00	54	0.12	0	0.00	55	0.12
PORTAGE	285	0.61	16	0.03	67	0.14	230	0.49	4	0.01	301	0.64
PREBLE	104	0.22	9	0.02	18	0.04	79	0.17	16	0.03	113	0.24
PUTNAM	68	0.15	7	0.01	3	0.01	68	0.15	4	0.01	75	0.16
RICHLAND	534	1.14	40	0.09	234	0.50	333	0.71	7	0.01	574	1.22
ROSS	204	0.44	19	0.04	47	0.10	175	0.37	1	0.00	223	0.48
SANDUSKY	184	0.39	13	0.03	61	0.13	123	0.26	13	0.03	197	0.42
SCIOTO	546	1.16	75	0.16	135	0.29	479	1.02	7	0.01	621	1.32
SENECA	189	0.40	14	0.03	56	0.12	137	0.29	10	0.02	203	0.43
SHELBY	160	0.34	13	0.03	46	0.10	125	0.27	2	0.00	173	0.37
STARK	1,605	3.42	155	0.33	775	1.65	965	2.06	20	0.04	1,760	3.75
SUMMIT	2,461	5.25	217	0.46	1,425	3.04	1,212	2.59	41	0.09	2,678	5.71
TRUMBULL	566	1.21	35	0.07	254	0.54	342	0.73	5	0.01	601	1.28
TUSCARAWAS	144	0.31	14	0.03	14	0.03	141	0.30	3	0.01	158	0.34
UNION	139	0.30	16	0.03	6	0.01	147	0.31	2	0.00	155	0.33
VAN WERT	68	0.15	7	0.01	5	0.01	66	0.14	4	0.01	75	0.16
VINTON	49	0.10	4	0.01	2	0.00	51	0.11	0	0.00	53	0.11
WARREN	359	0.77	39	0.08	40	0.09	356	0.76	2	0.00	398	0.85
WASHINGTON	168	0.36	20	0.04	18	0.04	168	0.36	2	0.00	188	0.40
WAYNE	161	0.34	10	0.02	38	0.08	129	0.28	4	0.01	171	0.36
WILLIAMS	76	0.16	4	0.01	4	0.01	73	0.16	3	0.01	80	0.17
WOOD	248	0.53	18	0.04	61	0.13	189	0.40	16	0.03	266	0.57
WYANDOT	49	0.10	4	0.01	4	0.01	49	0.10	0	0.00	53	0.11
OUT OF STATE	2	0.00	0	0.00	0	0.00	2	0.00	0	0.00	2	0.00
TOTAL	43,427	92.65	3,444	7.35	22,148	47.25	23,381	49.88	1,342	2.86	46,871	100.00

Figure 1. Counties With Largest Proportion of Inmates

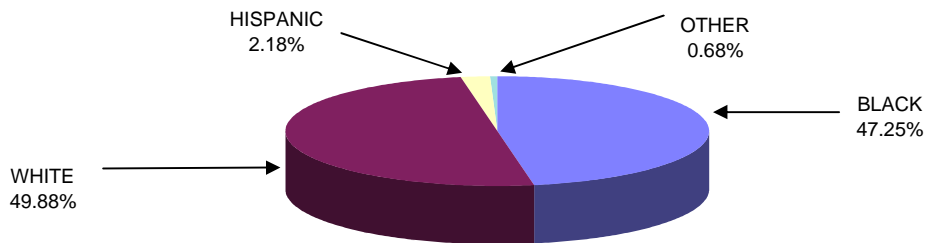


**NUMBER OF INCARCERATED OFFENDERS BY RACE/ETHNICITY
ON JULY 1, 2006**

RACE/ETHNICITY	MALE		FEMALE		GROUP TOTAL	PERCENT OF TOTAL
	N	%	N	%		
BLACK	20,897	48.12	1,251	36.32	22,148	47.25
WHITE	21,236	48.90	2,145	62.28	23,381	49.88
HISPANIC	986	2.27	35	1.02	1,021	2.18
WHITE HISPANIC	848	1.95	31	0.90	879	1.88
BLACK HISPANIC	138	0.32	4	0.12	142	0.30
NATIVE AMERICAN	69	0.16	3	0.09	72	0.15
ASIAN	54	0.12	8	0.23	62	0.13
OTHER*	185	0.43	2	0.06	187	0.40
TOTAL	43,427	100.00	3,444	100.00	46,871	100.00

* INCLUDES HISPANICS OF UNSPECIFIED RACIAL ORIGIN.

Figure 2. Commitment by Race/Ethnicity



**NUMBER OF INCARCERATED OFFENDERS BY AGE
ON JULY 1, 2006**

INMATE AGE	MALE		FEMALE		AGE TOTAL	PERCENT OF TOTAL
	N	%	N	%		
16	13	0.03	0	0.00	13	0.03
17	50	0.12	1	0.03	51	0.11
18	211	0.49	6	0.17	217	0.46
19	691	1.59	29	0.84	720	1.54
20	1,073	2.47	78	2.26	1,151	2.46
21 - 24	6,140	14.14	385	11.18	6,525	13.92
25 - 29	8,294	19.10	631	18.32	8,925	19.04
30 - 34	6,581	15.15	579	16.81	7,160	15.28
35 - 39	5,884	13.55	621	18.03	6,505	13.88
40 - 44	5,246	12.08	496	14.40	5,742	12.25
45 - 49	4,163	9.59	353	10.25	4,516	9.63
50 - 54	2,478	5.71	160	4.65	2,638	5.63
55 - 59	1,359	3.13	56	1.63	1,415	3.02
60 - 64	695	1.60	28	0.81	723	1.54
65 - 69	306	0.70	9	0.26	315	0.67
70 - 74	141	0.32	9	0.26	150	0.32
75 - 79	74	0.17	2	0.06	76	0.16
80 AND OVER	28	0.06	1	0.03	29	0.06
TOTAL	43,427	100.00	3,444	100.00	46,871	100.00
MEAN	35.25		35.25		35.25	
MEDIAN	33		35		34	
50 AND OVER	5,081	11.70	265	7.69	5,346	11.41
18 AND OVER	43,364	99.85	3,443	99.97	46,807	99.86

**AGE OF INCARCERATED OFFENDERS BY SEX AND RACE
ON JULY 1, 2006**

INMATE AGE	MALE		FEMALE		BLACK		WHITE		OTHER		AGE TOTAL	PERCENT OF TOTAL
	N	%	N	%	N	%	N	%	N	%		
16	13	0.03	0	0.00	10	0.05	3	0.01	0	0.00	13	0.03
17	50	0.12	1	0.03	40	0.18	10	0.04	1	0.07	51	0.11
18	211	0.49	6	0.17	141	0.64	71	0.30	5	0.37	217	0.46
19	691	1.59	29	0.84	415	1.87	288	1.23	17	1.27	720	1.54
20	1,073	2.47	78	2.26	639	2.89	494	2.11	18	1.34	1,151	2.46
21	1,340	3.09	90	2.61	712	3.21	673	2.88	45	3.35	1,430	3.05
22	1,457	3.36	87	2.53	820	3.70	684	2.93	40	2.98	1,544	3.29
23	1,602	3.69	110	3.19	854	3.86	807	3.45	51	3.80	1,712	3.65
24	1,741	4.01	98	2.85	964	4.35	828	3.54	47	3.50	1,839	3.92
25	1,788	4.12	125	3.63	973	4.39	876	3.75	64	4.77	1,913	4.08
26	1,781	4.10	112	3.25	972	4.39	845	3.61	76	5.66	1,893	4.04
27	1,735	4.00	165	4.79	996	4.50	848	3.63	56	4.17	1,900	4.05
28	1,561	3.59	126	3.66	891	4.02	738	3.16	58	4.32	1,687	3.60
29	1,429	3.29	103	2.99	819	3.70	655	2.80	58	4.32	1,532	3.27
30	1,389	3.20	111	3.22	772	3.49	687	2.94	41	3.06	1,500	3.20
31	1,347	3.10	114	3.31	762	3.44	647	2.77	52	3.87	1,461	3.12
32	1,295	2.98	101	2.93	717	3.24	633	2.71	46	3.43	1,396	2.98
33	1,256	2.89	118	3.43	673	3.04	665	2.84	36	2.68	1,374	2.93
34	1,294	2.98	135	3.92	655	2.96	730	3.12	44	3.28	1,429	3.05
35	1,308	3.01	133	3.86	653	2.95	744	3.18	44	3.28	1,441	3.07
36	1,243	2.86	117	3.40	606	2.74	712	3.05	42	3.13	1,360	2.90
37	1,161	2.67	126	3.66	581	2.62	675	2.89	31	2.31	1,287	2.75
38	1,106	2.55	108	3.14	552	2.49	624	2.67	38	2.83	1,214	2.59
39	1,066	2.45	137	3.98	519	2.34	651	2.78	33	2.46	1,203	2.57
40	1,088	2.51	113	3.28	543	2.45	626	2.68	32	2.38	1,201	2.56
41	1,073	2.47	102	2.96	475	2.14	662	2.83	38	2.83	1,175	2.51
42	1,043	2.40	101	2.93	455	2.05	663	2.84	26	1.94	1,144	2.44
43	1,053	2.42	99	2.87	476	2.15	645	2.76	31	2.31	1,152	2.46
44	989	2.28	81	2.35	441	1.99	601	2.57	28	2.09	1,070	2.28
45	969	2.21	90	2.61	448	2.02	581	2.48	30	2.24	1,059	2.26
46	917	2.11	79	2.29	425	1.92	543	2.32	28	2.09	996	2.12
47	820	1.89	69	2.00	386	1.74	476	2.04	27	2.01	889	1.90
48	739	1.70	61	1.77	336	1.52	446	1.91	18	1.34	800	1.71
49	718	1.65	54	1.57	333	1.50	418	1.79	21	1.56	772	1.65
50	628	1.45	47	1.36	309	1.40	353	1.51	13	0.97	675	1.44
51	527	1.21	42	1.22	256	1.16	300	1.28	13	0.97	569	1.21
52	496	1.14	29	0.84	242	1.09	269	1.15	14	1.04	525	1.12
53	442	1.02	22	0.64	226	1.02	228	0.98	10	0.75	464	0.99
54	385	0.89	20	0.58	176	0.79	220	0.94	9	0.67	405	0.86
55	337	0.78	13	0.38	151	0.68	193	0.83	6	0.45	350	0.75
56	311	0.72	14	0.41	125	0.56	193	0.83	7	0.52	325	0.69
57	255	0.59	9	0.26	84	0.38	170	0.73	10	0.75	264	0.56
58	238	0.55	10	0.29	89	0.40	155	0.66	4	0.30	248	0.53
59	218	0.50	10	0.29	78	0.35	145	0.62	5	0.37	228	0.49
60	195	0.45	8	0.23	74	0.33	125	0.53	4	0.30	203	0.43
61	150	0.35	6	0.17	45	0.20	107	0.46	4	0.30	156	0.33
62	130	0.30	6	0.17	30	0.14	102	0.44	4	0.30	136	0.29
63	118	0.27	2	0.06	33	0.15	84	0.36	3	0.22	120	0.26
64	102	0.23	6	0.17	36	0.16	70	0.30	2	0.15	108	0.23
65	69	0.16	3	0.09	21	0.09	49	0.21	2	0.15	72	0.15
66	74	0.17	1	0.03	19	0.09	55	0.24	1	0.07	75	0.16
67	59	0.14	2	0.06	6	0.03	52	0.22	3	0.22	61	0.13
68	52	0.12	2	0.06	11	0.05	40	0.17	3	0.22	54	0.12
69	52	0.12	1	0.03	17	0.08	36	0.15	0	0.00	53	0.11
70	34	0.08	2	0.06	7	0.03	29	0.12	0	0.00	36	0.08
71 AND OVER	209	0.48	10	0.29	59	0.27	157	0.67	3	0.22	219	0.47
TOTAL	43,427	100.00	3,444	100.00	22,148	100.00	23,381	100.00	1,342	100.00	46,871	100.00
MEAN	35.25		35.25		33.99		36.48		34.50		35.25	
MEDIAN	33		35		32		35		32		34	

NUMBER OF INCARCERATED SENATE BILL 2* (SB2) OFFENDERS, BY FELONY LEVEL OF MOST SERIOUS CONVICTION OFFENSE, GENDER AND LENGTH OF AGGREGATE SENTENCE, ON JULY 1, 2006												
FELONY/SENTENCE CATEGORY	MALE		MINIMUM, AVERAGE AND MAXIMUM SENTENCE TERM (IN MONTHS)*			FEMALE		MINIMUM, AVERAGE AND MAXIMUM SENTENCE TERM (IN MONTHS)*			TOTAL	
	N	%	MIN	AVG	MAX	N	%	MIN	AVG	MAX	N	%
DEATH	55	0.15	NA	NA	NA	1	0.03	NA	NA	NA	56	0.14
LIFE	1,719	4.74	NA	NA	NA	107	3.36	NA	NA	NA	1,826	4.62
FIRST	9,768	26.91	12.00	115.15	1,620.00	496	15.55	24.00	90.40	636.00	10,264	25.99
SECOND	7,975	21.97	12.00	62.41	810.00	563	17.65	5.40	47.90	288.00	8,538	21.62
THIRD	8,517	23.46	1.92	41.90	414.00	715	22.42	6.00	33.73	300.00	9,232	23.38
FOURTH	4,510	12.42	6.00	21.20	301.00	485	15.21	3.96	17.42	180.00	4,995	12.65
FIFTH	3,760	10.36	1.92	16.94	366.00	822	25.78	6.00	12.04	133.04	4,582	11.60
TOTAL SENATE BILL 2	36,304	100.00				3,189	100.00				39,493	100.00
PCT. OF TOTAL INCARCERATED		77.46					6.80					84.26

* INCLUDES 'HYBRID' COMMITMENTS WITH BOTH PRE-SB2 AND SB2 OFFENSES AND SENTENCE STRUCTURE. BASED ON AGGREGATE MINIMUM TERMS FOR CASES WITH COMBINED INDETERMINATE SENTENCES. UNCONVENTIONAL MINIMUM TERMS WERE VERIFIED THROUGH PSI'S.

NUMBER OF INCARCERATED PRE-SB2 OFFENDERS, BY FELONY LEVEL OF MOST SERIOUS CONVICTION OFFENSE, GENDER AND LENGTH OF AGGREGATE SENTENCE, ON JULY 1, 2006												
FELONY/SENTENCE CATEGORY	MALE		MINIMUM, AVERAGE AND MAXIMUM SENTENCE TERM (IN MONTHS)*			FEMALE		MINIMUM, AVERAGE AND MAXIMUM SENTENCE TERM (IN MONTHS)*			TOTAL	
	N	%	MIN	AVG	MAX	N	%	MIN	AVG	MAX	N	%
DEATH	135	1.90	NA	NA	NA	0	0.00	NA	NA	NA	135	1.83
LIFE	2,955	41.49	NA	NA	NA	142	55.69	NA	NA	NA	3,097	41.98
FIRST	3,253	45.67	48.00	159.03	9,331.00	79	30.98	12.00	114.87	228.00	3,332	45.16
SECOND	615	8.63	24.00	80.52	360.00	22	8.63	24.00	70.43	156.00	637	8.63
THIRD INDETERMINATE	93	1.31	24.00	86.64	9331.00	4	1.57	24.00	183.00	516.00	97	1.31
THIRD DETERMINATE	42	0.59	12.00	87.71	366.00	4	1.57	18.00	73.83	144.00	46	0.62
FOURTH INDETERMINATE	9	0.13	18.00	124.00	360.00	1	0.39	108.00	108.00	108.00	10	0.14
FOURTH DETERMINATE	21	0.29	6.00	41.80	126.00	3	1.18	6.00	20.00	36.00	24	0.33
TOTAL PRE-SB2	7,123	100.00				255	100.00				7,378	100.00
PCT. OF TOTAL INCARCERATED		15.20					0.54					15.74

* FOR INDEFINITE SENTENCE TERMS, THE MINIMUM, AVERAGE AND MAXIMUM VALUES REFER TO THE DISTRIBUTION OF THE AGGREGATE MINIMUM SENTENCE. UNCONVENTIONAL MINIMUM TERMS WERE VERIFIED THROUGH PSI'S.

Figure 3. Distribution of Felony Categories for all Incarcerated Offenders (N =46,871)

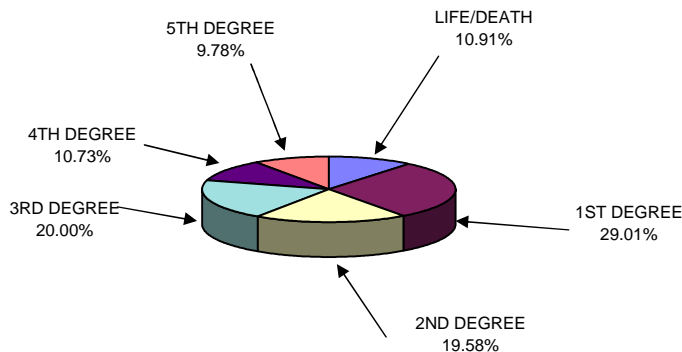
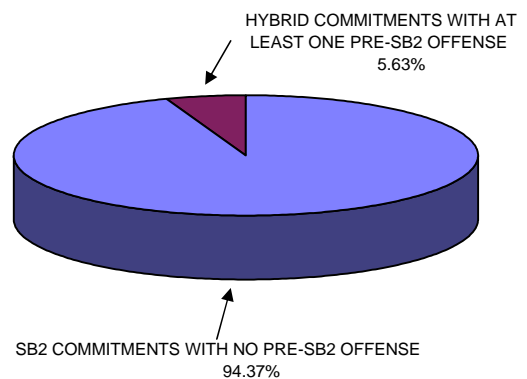


Figure 4. Hybrid Status for all SB2 Incarcerated Offenders (N = 39,493)



**NUMBER OF INCARCERATED OFFENDERS BY MOST SERIOUS COMMITMENT OFFENSE
ON JULY 1, 2006**

MOST SERIOUS OFFENSE*	PRE-SB2 MALE	POST-SB2 MALE	PRE-SB2 FEMALE	POST-SB2 FEMALE	DEPT. TOTAL	% OF TOTAL
CRIMES AGAINST PERSONS (EXCLUDING SEX OFFENSES)	4,218	13,954	201	1,111	19,484	41.57
ABDUCTION (INCLUDES CHILD STEALING)	12	129	0	8	149	.32
ATTEMPTED ABDUCTION	0	23	0	0	23	.05
AGGRAVATED ARSON	32	186	7	27	252	.54
ATTEMPTED AGGRAVATED ARSON	2	21	0	7	30	.06
AGGRAVATED ASSAULT	3	254	0	31	288	.61
AGGRAVATED MENACING	0	29	0	2	31	.07
AGGRAVATED MURDER	1,646	666	72	42	2,426	5.18
ATTEMPTED AGGRAVATED MURDER	38	68	9	12	127	.27
AGGRAVATED RIOT	0	3	0	0	3	.01
AGGRAVATED ROBBERY	464	3,197	2	143	3,806	8.12
ATTEMPTED AGGRAVATED ROBBERY	3	119	0	6	128	.27
AGGRAVATED VEHICULAR ASSAULT	0	166	1	21	188	.40
AGGRAVATED VEHICULAR HOMICIDE	7	217	1	42	267	.57
ASSAULT	1	168	0	25	194	.41
CHILD ENDANGERMENT	11	184	3	79	277	.59
CHILD ENTICEMENT	0	2	0	0	2	.00
CONTAMINATING SUBSTANCE	0	2	0	1	3	.01
DOMESTIC VIOLENCE	1	625	0	17	643	1.37
ETHNIC INTIMIDATION	0	2	0	1	3	.01
EXTORTION	0	9	1	2	12	.03
FELONIOUS ASSAULT	176	2,367	5	152	2,700	5.76
ATTEMPTED FELONIOUS ASSAULT	6	310	1	30	347	.74
INVOLUNTARY MANSLAUGHTER	234	682	24	91	1,031	2.20
KIDNAPPING	179	504	1	26	710	1.51
MURDER	1,113	738	60	61	1,972	4.21
ATTEMPTED MURDER	80	385	5	23	493	1.05
NONSUPPORT OF DEPENDENTS	3	382	0	17	402	.86
PATIENT ABUSE/NEGLECT	1	2	0	0	3	.01
PERMITTING CHILD ABUSE	0	3	0	1	4	.01
ROBBERY	79	2,179	4	193	2,455	5.24
ATTEMPTED ROBBERY	7	47	0	15	69	.15
VEHICULAR HOMICIDE	0	1	0	0	1	.00
VOLUNTARY MANSLAUGHTER	119	283	5	35	442	.94
ATTEMPTED VOLUNTARY MANSLAUGHTER	1	1	0	1	3	.01
SEX OFFENSES	2,478	4,749	39	77	7,343	15.67
COMPELLING PROSTITUTION	0	14	0	0	14	.03
UNLAWFUL CONDUCT WITH A MINOR	7	427	0	11	445	.95
ATTEMPTED UNLAWFUL CONDUCT WITH A MINOR	0	10	0	2	12	.03
DISSEMINATING MATTER HARMFUL TO JUVENILES	0	6	0	0	6	.01
DUTY TO REGISTER (SEX OFFENDER)	0	45	0	0	45	.10
FAILURE TO REGISTER AS A SEX OFFENDER	0	202	0	3	205	.44
FAILURE TO VERIFY CURRENT ADDRESS (SEX OFFENDER)	0	77	0	1	78	.17
FELONIOUS SEXUAL PENETRATION	214	4	7	0	225	.48
ATTEMPTED FELONIOUS SEXUAL PENETRATION	47	0	2	0	49	.10
GROSS SEXUAL IMPOSITION	38	667	0	5	710	1.51
IMPORTUNING	0	37	0	0	37	.08
PANDERING OBSCENITY	7	170	1	4	182	.39
PROMOTING PROSTITUTION	0	2	0	2	4	.01
RAPE	1,918	2,418	25	33	4,394	9.37
ATTEMPTED RAPE	232	246	4	1	483	1.03
SEXUAL BATTERY	15	422	0	9	446	.95
SOLICITING	0	2	0	6	8	.02
BURGLARY OFFENSES	327	3,942	6	238	4,513	9.63
AGGRAVATED BURGLARY	265	902	4	32	1,203	2.57
ATTEMPTED AGGRAVATED BURGLARY	9	44	0	2	55	.12
BURGLARY (INCLUDES ATTEMPTS)	53	2,996	2	204	3,255	6.94

* FOR CRIMES AGAINST PERSONS, SEX OFFENSES AND AGGRAVATED BURGLARY, ATTEMPTED OFFENSES ARE REPORTED SEPARATELY. FOR OTHER CRIMES, ATTEMPTED OFFENSES ARE INCLUDED IN THE PRIMARY CATEGORIES.

**NUMBER OF INCARCERATED OFFENDERS BY MOST SERIOUS COMMITMENT OFFENSE
ON JULY 1, 2006
(continued)**

MOST SERIOUS OFFENSE	PRE-SB2 MALE	POST-SB2 MALE	PRE-SB2 FEMALE	POST-SB2 FEMALE	DEPT. TOTAL	% OF TOTAL
MISCELLANEOUS PROPERTY OFFENSES	24	2,289	5	447	2,765	5.90
ARSON	4	45	0	8	57	.12
BREAKING AND ENTERING	1	391	0	13	405	.86
DISRUPTING PUBLIC SERVICES	0	24	0	1	25	.05
RAILROAD VANDALISM	0	1	0	0	1	.00
RECEIVING STOLEN PROPERTY	4	731	1	88	824	1.76
SAFECRACKING	0	38	0	0	38	.08
TAMPERING WITH COIN MACHINE	0	7	0	0	7	.01
THEFT	15	971	4	329	1,319	2.81
UNAUTHORIZED USE OF PROPERTY	0	2	0	0	2	.00
UNAUTHORIZED USE OF VEHICLE	0	34	0	7	41	.09
UNLAWFUL USE OF TELECOMMUNICATION DEVICE	0	1	0	1	2	.00
VANDALISM	0	43	0	0	43	.09
VEHICULAR VANDALISM	0	1	0	0	1	.00
DRUG OFFENSES	60	7,004	2	823	7,889	16.83
ABUSING HARMFUL INTOXICANTS	0	2	0	2	4	.01
CORRUPTION OF ANOTHER WITH DRUGS	1	60	0	7	68	.15
DECEPTION TO OBTAIN DRUGS	1	30	0	27	58	.12
DRUG POSSESSION (FORMERLY ABUSE)	5	3,579	0	454	4,038	8.62
FUNDING OF DRUG OR MARIJUANA TRAFFICKING	0	2	0	0	2	.00
ILLEGAL PROCESSING OF DRUG DOCUMENTS	0	30	0	12	42	.09
ILLEGAL MANUFACTURING OF DRUGS	0	464	0	65	529	1.13
PERMITTING DRUG ABUSE	0	7	0	2	9	.02
PREPARATION OF DRUG FOR SALE	0	6	0	0	6	.01
SALE OF COUNTERFEIT DRUGS	1	22	0	3	26	.06
TAMPERING WITH DRUGS	0	0	0	1	1	.00
TRAFFICKING IN DRUGS	52	2,802	1	250	3,105	6.62
THEFT OF DRUGS	0	0	1	0	1	.00
MOTOR VEHICLE OFFENSES	0	439	0	29	468	1.00
DRIVING UNDER THE INFLUENCE OF ALCOHOL/DRUGS	0	427	0	28	455	.97
FAILURE TO EXCHANGE INFORMATION AFTER AN ACCIDENT	0	9	0	1	10	.02
MOTOR VEHICLE CERTIFICATE FRAUD	0	1	0	0	1	.00
TAMPERING WITH VIN NUMBER	0	2	0	0	2	.00
FRAUD OFFENSES	2	380	1	165	548	1.17
CRIMINAL SIMULATION	0	3	0	0	3	.01
DEFRAUDING A CREDITOR	0	1	0	0	1	.00
FORGERY	2	303	1	135	441	.94
ILLEGAL PRINTING	0	1	0	0	1	.00
ILLEGAL USE OF FOOD STAMPS	0	0	0	1	1	.00
INSURANCE FRAUD	0	2	0	1	3	.01
MEDICAID FRAUD	0	1	0	1	2	.00
MISUSE OF CREDIT CARD	0	20	0	17	37	.08
MONEY LAUNDERING	0	8	0	1	9	.02
PASSING BAD CHECKS	0	29	0	6	35	.07
SECURITIES FRAUD	0	5	0	1	6	.01
SECURE WRITINGS BY DECEPTION	0	1	0	0	1	.00
SOLICITATION FRAUD	0	1	0	0	1	.00
TELECOMMUNICATIONS FRAUD	0	2	0	1	3	.01
TRAFFICKING IN CIGARETTE WITH INTENT TO AVOID TAXES	0	2	0	0	2	.00
WORKERS COMPENSATION FRAUD	0	1	0	1	2	.00
FIREARM OFFENSES	11	1,304	0	56	1,371	2.93
CARRYING CONCEALED WEAPON	0	198	0	3	201	.43
ENGAGING IN CORRUPT ACTIVITY	10	314	0	36	360	.77
FIREARMS SPECIFICATION IN INDICTMENT	0	10	0	0	10	.02
HAVING WEAPON WHILE UNDER DISABILITY	1	607	0	12	620	1.32
IMPROPERLY FURNISHING FIREARMS TO MINOR	0	1	0	0	1	.00
IMPROPER HANDLING/DISCHARGE OF FIREARM	0	132	0	3	135	.29
POSSESSION OF CRIMINAL TOOLS	0	32	0	2	34	.07
UNLAWFUL POSSESSION OF FIREARM/EXPLOSIVES	0	9	0	0	9	.02
UNLAWFUL TRANSACTION IN WEAPONS	0	1	0	0	1	.00

**NUMBER OF INCARCERATED OFFENDERS BY MOST SERIOUS COMMITMENT OFFENSE
ON JULY 1, 2006
(continued)**

MOST SERIOUS OFFENSE	PRE-SB2 MALE	POST-SB2 MALE	PRE-SB2 FEMALE	POST-SB2 FEMALE	DEPT. TOTAL	% OF TOTAL
OFFENSES AGAINST JUSTICE/PUBLIC ADMINISTRATION	3	2,235	1	242	2,481	5.29
BRIBERY	0	11	0	2	13	.03
ESCAPE/AIDING ESCAPE	1	650	0	74	725	1.55
FAILURE TO APPEAR	0	40	0	13	53	.11
FALSIFICATION	0	3	0	0	3	.01
HARASSMENT BY INMATE	0	5	0	1	6	.01
ILLEGAL WEAPONS/DRUGS CONVEYANCE/CORRECTIONAL FACILITY	0	61	0	23	84	.18
IMPERSONATING PEACE OFFICER	0	5	0	0	5	.01
INDUCING PANIC	0	4	0	0	4	.01
INTERFERENCE WITH CUSTODY	0	3	0	0	3	.01
INTIMIDATION	0	28	0	2	30	.06
INTIMIDATION OF CRIME VICTIM OR WITNESS, OR ATTORNEY	1	59	0	0	60	.13
MAKING FALSE ALARM	0	1	0	0	1	.00
MAKING TERRORIST THREAT	0	1	0	0	1	.00
OBSTRUCTING OFFICIAL BUSINESS	0	11	0	1	12	.03
OBSTRUCTING JUSTICE	0	26	0	7	33	.07
PARTICIPATING IN CRIMINAL GANG	0	26	0	0	26	.06
PERJURY	0	4	0	1	5	.01
RESISTING ARREST/FAILURE TO COMPLY WITH PEACE OFFICER	0	835	0	27	862	1.84
RETALIATION	0	16	0	0	16	.03
SHAM LEGAL PROCESS	0	0	0	0	0	.00
TAKING THE IDENTITY OF ANOTHER	0	54	0	35	89	.19
TAMPERING WITH EVIDENCE	0	222	1	25	248	.53
TAMPERING WITH RECORDS	1	60	0	15	76	.16
THEFT IN OFFICE	0	3	0	2	5	.01
TELEPHONE HARASSMENT	0	8	0	0	8	.02
VIOLATION OF OWN RECOGNIZANCE	0	52	0	12	64	.14
VIOLATION OF PROTECTION ORDER	0	47	0	2	49	.10
OTHER FELONY OFFENSES	0	8	0	1	9	.02
COMPLICITY/CONSPIRACY	0	6	0	1	7	.01
VIOLATION OF OPEN BURNING ORDINANCE	0	2	0	0	2	.00
TOTAL FELONY OFFENSES	7,123	36,304	255	3,189	46,871	100.00

Figure 3. Combined SB2 and Pre-SB2 Commitments by Offense Category

