

**JULY 1, 2007 CENSUS OF ODRC INSTITUTIONAL POPULATION,  
DEMOGRAPHIC AND OFFENSE SUMMARY**

**GENDER: MALE = 45,838 (92.31%) FEMALE = 3,819 (7.69%) TOTAL = 49,657 (100.0%)**

OHIO COUNTIES WITH THE HIGHEST NUMBER OF COMMITTED INMATES	MALE		FEMALE		TOTAL	
	N	%	N	%	N	%
CUYAHOGA	8,167	17.82	595	15.58	8,762	17.65
FRANKLIN	4,304	9.39	303	7.93	4,607	9.28
HAMILTON	4,715	10.29	281	7.36	4,996	10.06
LUCAS	2,065	4.50	128	3.35	2,193	4.42
MONTGOMERY	2,623	5.72	217	5.68	2,840	5.72
SUMMIT	2,537	5.53	199	5.21	2,736	5.51
ALL OTHERS	21,427	46.75	2,096	54.88	23,523	47.37
<b>ALL INCARCERATED OFFENDERS</b>	<b>45,838</b>	<b>100.00</b>	<b>3,819</b>	<b>100.00</b>	<b>49,657</b>	<b>100.00</b>

RACE/ETHNICITY OF INCARCERATED OFFENDERS	MALE		FEMALE		TOTAL	
	N	%	N	%	N	%
BLACK	22,247	48.53	1,295	33.91	23,542	47.41
WHITE	22,217	48.47	2,475	64.81	24,692	49.73
HISPANIC	1,065	2.32	40	1.05	1,105	2.23
WHITE HISPANIC	916	2.00	36	0.94	952	1.92
BLACK HISPANIC	149	0.33	4	0.10	153	0.31
NATIVE AMERICAN	56	0.12	4	0.10	60	0.12
ASIAN	66	0.14	5	0.13	71	0.14
OTHER*	187	0.41	0	0.00	187	0.38
* INCLUDES HISPANICS OF UNSPECIFIED RACIAL ORIGIN.						
<b>ALL INCARCERATED OFFENDERS</b>	<b>45,838</b>	<b>100.00</b>	<b>3,819</b>	<b>100.00</b>	<b>49,657</b>	<b>100.00</b>

AGE OF INCARCERATED OFFENDERS	MALE		FEMALE		TOTAL	
	N	%	N	%	N	%
15-19	1,048	2.29	58	1.52	1,106	2.23
20-24	7,551	16.47	544	14.24	8,095	16.30
25-29	8,899	19.41	710	18.59	9,609	19.35
30-34	6,843	14.93	626	16.39	7,469	15.04
35-39	6,289	13.72	628	16.44	6,917	13.93
40-44	5,313	11.59	556	14.56	5,869	11.82
45-49	4,366	9.52	377	9.87	4,743	9.55
50-54	2,750	6.00	188	4.92	2,938	5.92
55-59	1,466	3.20	78	2.04	1,544	3.11
60 AND OVER	1,313	2.86	54	1.41	1,367	2.75
<b>ALL INCARCERATED OFFENDERS</b>	<b>45,838</b>	<b>100.00</b>	<b>3,819</b>	<b>100.00</b>	<b>49,657</b>	<b>100.00</b>
<b>MEAN AGE</b>	<b>35.25</b>		<b>35.15</b>		<b>35.25</b>	
<b>MEDIAN AGE</b>	<b>33</b>		<b>34</b>		<b>33</b>	

MOST SERIOUS COMMITMENT OFFENSE TYPE	MALE		FEMALE		TOTAL	
	N	%	N	%	N	%
CRIMES AGAINST PERSONS (EXCLUDING SEX OFFENSES)	18,716	40.83	1,361	35.64	20,077	40.43
SEX OFFENSES	7,204	15.72	116	3.04	7,320	14.74
BURGLARY OFFENSES	4,614	10.07	276	7.23	4,890	9.85
MISCELLANEOUS PROPERTY OFFENSES	2,560	5.58	490	12.83	3,050	6.14
DRUG OFFENSES	7,746	16.90	977	25.58	8,723	17.57
MOTOR VEHICLE OFFENSES	531	1.16	30	0.79	561	1.13
FRAUD OFFENSES	371	0.81	165	4.32	536	1.08
FIREARM OFFENSES	1,543	3.37	81	2.12	1,624	3.27
OFFENSES AGAINST JUSTICE/PUBLIC ADMINISTRATION	2,533	5.53	321	8.41	2,854	5.75
OTHER FELONY OFFENSES	20	0.04	2	0.05	22	0.04
<b>ALL INCARCERATED OFFENDERS</b>	<b>45,838</b>	<b>100.00</b>	<b>3,819</b>	<b>100.00</b>	<b>49,657</b>	<b>100.00</b>

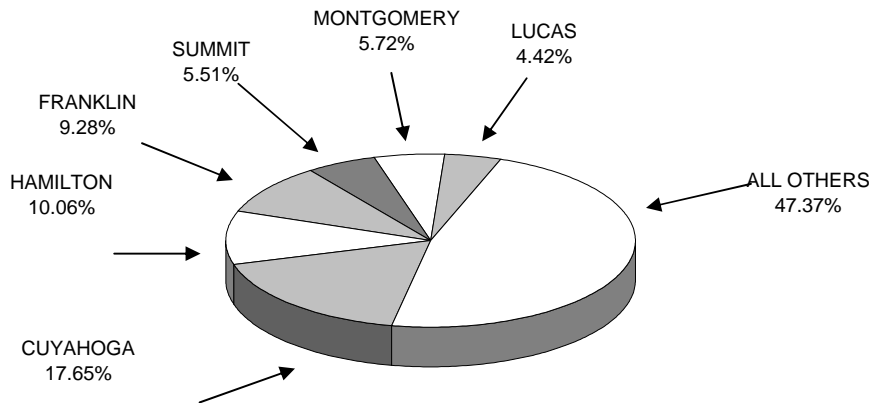
**OHIO DEPARTMENT OF REHABILITATION AND CORRECTION  
JULY 1, 2007 INSTITUTIONAL CENSUS**

INCARCERATED OFFENDER'S COUNTY OF COMMITMENT BY SEX AND RACE ON JULY 1, 2007												
OHIO COUNTY	MALE		FEMALE		BLACK		WHITE		OTHER		COUNTY TOTAL	PERCENT OF TOTAL
	N	%	N	%	N	%	N	%	N	%		
ADAMS	93	0.19	8	0.02	1	0.00	100	0.20	0	0.00	101	0.20
ALLEN	501	1.01	41	0.08	333	0.67	202	0.41	7	0.01	542	1.09
ASHLAND	124	0.25	5	0.01	14	0.03	113	0.23	2	0.00	129	0.26
ASHTABULA	279	0.56	14	0.03	64	0.13	214	0.43	15	0.03	293	0.59
ATHENS	181	0.36	17	0.03	6	0.01	191	0.38	1	0.00	198	0.40
AUGLAIZE	190	0.38	25	0.05	12	0.02	196	0.39	7	0.01	215	0.43
BELMONT	123	0.25	7	0.01	20	0.04	108	0.22	2	0.00	130	0.26
BROWN	147	0.30	5	0.01	7	0.01	142	0.29	3	0.01	152	0.31
BUTLER	1,290	2.60	108	0.22	417	0.84	941	1.89	40	0.08	1,398	2.82
CARROLL	61	0.12	6	0.01	2	0.00	65	0.13	0	0.00	67	0.13
CHAMPAIGN	185	0.37	23	0.05	32	0.06	175	0.35	1	0.00	208	0.42
CLARK	873	1.76	82	0.17	394	0.79	543	1.09	18	0.04	955	1.92
CLERMONT	630	1.27	52	0.10	42	0.08	632	1.27	8	0.02	682	1.37
CLINTON	176	0.35	13	0.03	37	0.07	149	0.30	3	0.01	189	0.38
COLUMBIANA	229	0.46	17	0.03	33	0.07	208	0.42	5	0.01	246	0.50
COSHOCTON	129	0.26	10	0.02	19	0.04	120	0.24	0	0.00	139	0.28
CRAWFORD	108	0.22	19	0.04	5	0.01	122	0.25	0	0.00	127	0.26
CUYAHOGA	8,167	16.45	595	1.20	6,273	12.63	2,108	4.25	381	0.77	8,762	17.65
DARKE	117	0.24	9	0.02	7	0.01	114	0.23	5	0.01	126	0.25
DEFIANCE	245	0.49	19	0.04	32	0.06	197	0.40	35	0.07	264	0.53
DELAWARE	265	0.53	25	0.05	79	0.16	203	0.41	8	0.02	290	0.58
ERIE	389	0.78	43	0.09	237	0.48	185	0.37	10	0.02	432	0.87
FAIRFIELD	321	0.65	36	0.07	49	0.10	304	0.61	4	0.01	357	0.72
FAYETTE	179	0.36	21	0.04	37	0.07	161	0.32	2	0.00	200	0.40
FRANKLIN	4,304	8.67	303	0.61	2,794	5.63	1,692	3.41	121	0.24	4,607	9.28
FULTON	99	0.20	6	0.01	9	0.02	92	0.19	4	0.01	105	0.21
GALLIA	89	0.18	15	0.03	24	0.05	80	0.16	0	0.00	104	0.21
GEAUGA	77	0.16	10	0.02	15	0.03	70	0.14	2	0.00	87	0.18
GREENE	501	1.01	53	0.11	164	0.33	368	0.74	22	0.04	554	1.12
GUERNSEY	141	0.28	9	0.02	28	0.06	120	0.24	2	0.00	150	0.30
HAMILTON	4,715	9.50	281	0.57	3,696	7.44	1,231	2.48	69	0.14	4,996	10.06
HANCOCK	261	0.53	27	0.05	62	0.12	208	0.42	18	0.04	288	0.58
HARDIN	95	0.19	16	0.03	7	0.01	104	0.21	0	0.00	111	0.22
HARRISON	36	0.07	2	0.00	2	0.00	36	0.07	0	0.00	38	0.08
HENRY	71	0.14	7	0.01	4	0.01	65	0.13	9	0.02	78	0.16
HIGHLAND	141	0.28	21	0.04	9	0.02	152	0.31	1	0.00	162	0.33
HOCKING	84	0.17	7	0.01	4	0.01	87	0.18	0	0.00	91	0.18
HOLMES	52	0.10	4	0.01	0	0.00	55	0.11	1	0.00	56	0.11
HURON	135	0.27	13	0.03	11	0.02	120	0.24	17	0.03	148	0.30
JACKSON	89	0.18	17	0.03	2	0.00	103	0.21	1	0.00	106	0.21
JEFFERSON	240	0.48	10	0.02	129	0.26	120	0.24	1	0.00	250	0.50
KNOX	130	0.26	7	0.01	7	0.01	129	0.26	1	0.00	137	0.28
LAKE	644	1.30	80	0.16	228	0.46	466	0.94	30	0.06	724	1.46
LAWRENCE	224	0.45	41	0.08	45	0.09	218	0.44	2	0.00	265	0.53
LICKING	584	1.18	55	0.11	107	0.22	528	1.06	4	0.01	639	1.29
LOGAN	139	0.28	12	0.02	24	0.05	126	0.25	1	0.00	151	0.30
LORAIN	1,173	2.36	75	0.15	544	1.10	564	1.14	140	0.28	1,248	2.51
LUCAS	2,065	4.16	128	0.26	1,221	2.46	849	1.71	123	0.25	2,193	4.42
MADISON	106	0.21	17	0.03	21	0.04	99	0.20	3	0.01	123	0.25
MAHONING	902	1.82	78	0.16	627	1.26	316	0.64	37	0.07	980	1.97
MARION	417	0.84	50	0.10	136	0.27	320	0.64	11	0.02	467	0.94
MEDINA	320	0.64	41	0.08	51	0.10	296	0.60	14	0.03	361	0.73
MEIGS	69	0.14	8	0.02	4	0.01	73	0.15	0	0.00	77	0.16

**INCARCERATED OFFENDER'S COUNTY OF COMMITMENT BY SEX AND RACE  
ON JULY 1, 2007  
(continued)**

OHIO COUNTY	MALE		FEMALE		BLACK		WHITE		OTHER		COUNTY TOTAL	PERCENT OF TOTAL
	N	%	N	%	N	%	N	%	N	%		
MERCER	95	0.19	3	0.01	3	0.01	90	0.18	5	0.01	98	0.20
MIAMI	278	0.56	31	0.06	45	0.09	257	0.52	7	0.01	309	0.62
MONROE	43	0.09	0	0.00	2	0.00	41	0.08	0	0.00	43	0.09
MONTGOMERY	2,623	5.28	217	0.44	1,655	3.33	1,161	2.34	24	0.05	2,840	5.72
MORGAN	30	0.06	4	0.01	9	0.02	25	0.05	0	0.00	34	0.07
MORROW	57	0.11	7	0.01	4	0.01	60	0.12	0	0.00	64	0.13
MUSKINGUM	413	0.83	71	0.14	119	0.24	359	0.72	6	0.01	484	0.97
NOBLE	14	0.03	4	0.01	1	0.00	17	0.03	0	0.00	18	0.04
OTTAWA	80	0.16	4	0.01	14	0.03	64	0.13	6	0.01	84	0.17
PAULDING	77	0.16	6	0.01	2	0.00	78	0.16	3	0.01	83	0.17
PERRY	85	0.17	6	0.01	0	0.00	90	0.18	1	0.00	91	0.18
PICKAWAY	209	0.42	16	0.03	25	0.05	199	0.40	1	0.00	225	0.45
PIKE	61	0.12	5	0.01	1	0.00	65	0.13	0	0.00	66	0.13
PORTAGE	297	0.60	20	0.04	87	0.18	227	0.46	3	0.01	317	0.64
PREBLE	125	0.25	12	0.02	21	0.04	98	0.20	18	0.04	137	0.28
PUTNAM	90	0.18	8	0.02	3	0.01	90	0.18	5	0.01	98	0.20
RICHLAND	582	1.17	49	0.10	253	0.51	366	0.74	12	0.02	631	1.27
ROSS	232	0.47	22	0.04	63	0.13	188	0.38	3	0.01	254	0.51
SANDUSKY	181	0.36	12	0.02	59	0.12	125	0.25	9	0.02	193	0.39
SCIOTO	639	1.29	92	0.19	156	0.31	568	1.14	7	0.01	731	1.47
SENECA	169	0.34	7	0.01	42	0.08	125	0.25	9	0.02	176	0.35
SHELBY	134	0.27	21	0.04	40	0.08	115	0.23	0	0.00	155	0.31
STARK	1,678	3.38	183	0.37	855	1.72	991	2.00	15	0.03	1,861	3.75
SUMMIT	2,537	5.11	199	0.40	1,479	2.98	1,209	2.43	48	0.10	2,736	5.51
TRUMBULL	554	1.12	36	0.07	254	0.51	332	0.67	4	0.01	590	1.19
TUSCARAWAS	159	0.32	15	0.03	16	0.03	155	0.31	3	0.01	174	0.35
UNION	169	0.34	29	0.06	13	0.03	181	0.36	4	0.01	198	0.40
VAN WERT	79	0.16	6	0.01	7	0.01	77	0.16	1	0.00	85	0.17
VINTON	58	0.12	4	0.01	2	0.00	59	0.12	1	0.00	62	0.12
WARREN	402	0.81	50	0.10	48	0.10	398	0.80	6	0.01	452	0.91
WASHINGTON	179	0.36	26	0.05	21	0.04	181	0.36	3	0.01	205	0.41
WAYNE	182	0.37	17	0.03	43	0.09	153	0.31	3	0.01	199	0.40
WILLIAMS	99	0.20	10	0.02	6	0.01	98	0.20	5	0.01	109	0.22
WOOD	260	0.52	28	0.06	59	0.12	211	0.42	18	0.04	288	0.58
WYANDOT	61	0.12	6	0.01	8	0.02	57	0.11	2	0.00	67	0.13
OUT OF STATE	2	0.00	0	0.00	0	0.00	2	0.00	0	0.00	2	0.00
<b>TOTAL</b>	<b>45,838</b>	<b>92.31</b>	<b>3,819</b>	<b>7.69</b>	<b>23,542</b>	<b>47.41</b>	<b>24,692</b>	<b>49.73</b>	<b>1,423</b>	<b>2.87</b>	<b>49,657</b>	<b>100.00</b>

**Figure 1. Counties With Largest Proportion of Inmates**

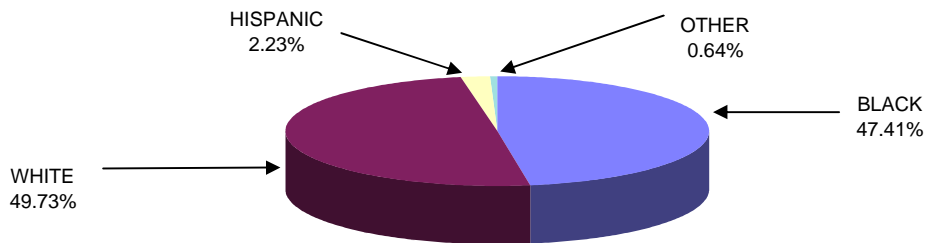


**NUMBER OF INCARCERATED OFFENDERS BY RACE/ETHNICITY  
ON JULY 1, 2007**

RACE/ETHNICITY	MALE		FEMALE		GROUP TOTAL	PERCENT OF TOTAL
	N	%	N	%		
BLACK	22,247	48.53	1,295	33.91	23,542	47.41
WHITE	22,217	48.47	2,475	64.81	24,692	49.73
HISPANIC	1,065	2.32	40	1.05	1,105	2.23
WHITE HISPANIC	916	2.00	36	0.94	952	1.92
BLACK HISPANIC	149	0.33	4	0.10	153	0.31
NATIVE AMERICAN	56	0.12	4	0.10	60	0.12
ASIAN	66	0.14	5	0.13	71	0.14
OTHER*	187	0.41	0	0.00	187	0.38
<b>TOTAL</b>	<b>45,838</b>	<b>100.00</b>	<b>3,819</b>	<b>100.00</b>	<b>49,657</b>	<b>100.00</b>

\* INCLUDES HISPANICS OF UNSPECIFIED RACIAL ORIGIN.

**Figure 2. Commitment by Race/Ethnicity**



**NUMBER OF INCARCERATED OFFENDERS BY AGE  
ON JULY 1, 2007**

INMATE AGE	MALE		FEMALE		AGE TOTAL	PERCENT OF TOTAL
	N	%	N	%		
16	20	0.04	0	0.00	20	0.04
17	73	0.16	0	0.00	73	0.15
18	225	0.49	11	0.29	236	0.48
19	730	1.59	47	1.23	777	1.56
20	1,247	2.72	67	1.75	1,314	2.65
21 - 24	6,304	13.75	477	12.49	6,781	13.66
25 - 29	8,899	19.41	710	18.59	9,609	19.35
30 - 34	6,843	14.93	626	16.39	7,469	15.04
35 - 39	6,289	13.72	628	16.44	6,917	13.93
40 - 44	5,313	11.59	556	14.56	5,869	11.82
45 - 49	4,366	9.52	377	9.87	4,743	9.55
50 - 54	2,750	6.00	188	4.92	2,938	5.92
55 - 59	1,466	3.20	78	2.04	1,544	3.11
60 - 64	739	1.61	31	0.81	770	1.55
65 - 69	323	0.70	13	0.34	336	0.68
70 - 74	148	0.32	6	0.16	154	0.31
75 - 79	78	0.17	2	0.05	80	0.16
80 AND OVER	25	0.05	2	0.05	27	0.05
<b>TOTAL</b>	<b>45,838</b>	<b>100.00</b>	<b>3,819</b>	<b>100.00</b>	<b>49,657</b>	<b>100.00</b>
MEAN	35.25		35.15		35.25	
MEDIAN	33		34		33	
50 AND OVER	5,529	12.06	320	8.38	5,849	11.78
18 AND OVER	45,745	99.80	3,819	100.00	49,564	99.81

**AGE OF INCARCERATED OFFENDERS BY SEX AND RACE  
ON JULY 1, 2007**

INMATE AGE	MALE		FEMALE		BLACK		WHITE		OTHER		AGE TOTAL	PERCENT OF TOTAL
	N	%	N	%	N	%	N	%	N	%		
16	20	0.04	0	0.00	16	0.07	4	0.02	0	0.00	20	0.04
17	73	0.16	0	0.00	57	0.24	15	0.06	1	0.07	73	0.15
18	225	0.49	11	0.29	158	0.67	72	0.29	6	0.42	236	0.48
19	730	1.59	47	1.23	457	1.94	312	1.26	8	0.56	777	1.56
20	1,247	2.72	67	1.75	714	3.03	563	2.28	37	2.60	1,314	2.65
21	1,374	3.00	90	2.36	792	3.36	636	2.58	36	2.53	1,464	2.95
22	1,586	3.46	126	3.30	888	3.77	776	3.14	48	3.37	1,712	3.45
23	1,636	3.57	112	2.93	931	3.95	771	3.12	46	3.23	1,748	3.52
24	1,708	3.73	149	3.90	911	3.87	893	3.62	53	3.72	1,857	3.74
25	1,796	3.92	122	3.19	986	4.19	876	3.55	56	3.94	1,918	3.86
26	1,857	4.05	144	3.77	1,047	4.45	894	3.62	60	4.22	2,001	4.03
27	1,873	4.09	136	3.56	1,008	4.28	914	3.70	87	6.11	2,009	4.05
28	1,763	3.85	167	4.37	1,048	4.45	821	3.32	61	4.29	1,930	3.89
29	1,610	3.51	141	3.69	892	3.79	791	3.20	68	4.78	1,751	3.53
30	1,452	3.17	122	3.19	824	3.50	688	2.79	62	4.36	1,574	3.17
31	1,445	3.15	126	3.30	795	3.38	726	2.94	50	3.51	1,571	3.16
32	1,383	3.02	128	3.35	773	3.28	692	2.80	46	3.23	1,511	3.04
33	1,334	2.91	123	3.22	740	3.14	674	2.73	43	3.02	1,457	2.93
34	1,229	2.68	127	3.33	666	2.83	652	2.64	38	2.67	1,356	2.73
35	1,324	2.89	127	3.33	665	2.82	740	3.00	46	3.23	1,451	2.92
36	1,380	3.01	141	3.69	667	2.83	797	3.23	57	4.01	1,521	3.06
37	1,269	2.77	120	3.14	618	2.63	732	2.96	39	2.74	1,389	2.80
38	1,181	2.58	142	3.72	579	2.46	712	2.88	32	2.25	1,323	2.66
39	1,135	2.48	98	2.57	558	2.37	640	2.59	35	2.46	1,233	2.48
40	1,059	2.31	130	3.40	504	2.14	646	2.62	39	2.74	1,189	2.39
41	1,072	2.34	108	2.83	529	2.25	624	2.53	27	1.90	1,180	2.38
42	1,085	2.37	118	3.09	493	2.09	677	2.74	33	2.32	1,203	2.42
43	1,018	2.22	97	2.54	425	1.81	665	2.69	25	1.76	1,115	2.25
44	1,080	2.36	103	2.70	486	2.06	669	2.71	28	1.97	1,183	2.38
45	987	2.15	96	2.51	461	1.96	594	2.41	28	1.97	1,083	2.18
46	984	2.15	92	2.41	460	1.95	590	2.39	26	1.83	1,076	2.17
47	886	1.93	70	1.83	418	1.78	508	2.06	30	2.11	956	1.93
48	789	1.72	71	1.86	373	1.58	465	1.88	22	1.55	860	1.73
49	720	1.57	48	1.26	331	1.41	415	1.68	22	1.55	768	1.55
50	699	1.52	48	1.26	331	1.41	395	1.60	21	1.48	747	1.50
51	632	1.38	47	1.23	302	1.28	365	1.48	12	0.84	679	1.37
52	531	1.16	41	1.07	250	1.06	308	1.25	14	0.98	572	1.15
53	474	1.03	28	0.73	224	0.95	261	1.06	17	1.19	502	1.01
54	414	0.90	24	0.63	205	0.87	225	0.91	8	0.56	438	0.88
55	364	0.79	16	0.42	159	0.68	211	0.85	10	0.70	380	0.77
56	324	0.71	23	0.60	147	0.62	197	0.80	3	0.21	347	0.70
57	283	0.62	16	0.42	114	0.48	180	0.73	5	0.35	299	0.60
58	260	0.57	11	0.29	87	0.37	177	0.72	7	0.49	271	0.55
59	235	0.51	12	0.31	93	0.40	149	0.60	5	0.35	247	0.50
60	206	0.45	11	0.29	70	0.30	142	0.58	5	0.35	217	0.44
61	174	0.38	5	0.13	55	0.23	123	0.50	1	0.07	179	0.36
62	128	0.28	4	0.10	37	0.16	92	0.37	3	0.21	132	0.27
63	117	0.26	6	0.16	28	0.12	91	0.37	4	0.28	123	0.25
64	114	0.25	5	0.13	29	0.12	88	0.36	2	0.14	119	0.24
65	90	0.20	5	0.13	32	0.14	62	0.25	1	0.07	95	0.19
66	60	0.13	2	0.05	18	0.08	43	0.17	1	0.07	62	0.12
67	68	0.15	1	0.03	13	0.06	55	0.22	1	0.07	69	0.14
68	62	0.14	2	0.05	9	0.04	52	0.21	3	0.21	64	0.13
69	43	0.09	3	0.08	9	0.04	35	0.14	2	0.14	46	0.09
70	40	0.09	0	0.00	9	0.04	31	0.13	0	0.00	40	0.08
71 AND OVER	210	0.46	10	0.26	51	0.22	166	0.67	3	0.21	220	0.44
<b>TOTAL</b>	<b>45,838</b>	<b>100.00</b>	<b>3,819</b>	<b>100.00</b>	<b>23,542</b>	<b>100.00</b>	<b>24,692</b>	<b>100.00</b>	<b>1,423</b>	<b>100.00</b>	<b>49,657</b>	<b>100.00</b>
<b>MEAN</b>	<b>35.25</b>		<b>35.15</b>		<b>33.94</b>		<b>36.54</b>		<b>34.38</b>		<b>35.25</b>	
<b>MEDIAN</b>	<b>33</b>		<b>34</b>		<b>32</b>		<b>35</b>		<b>32</b>		<b>33</b>	

NUMBER OF INCARCERATED SENATE BILL 2* (SB2) OFFENDERS, BY FELONY LEVEL OF MOST SERIOUS CONVICTION OFFENSE, GENDER AND LENGTH OF AGGREGATE SENTENCE, ON JULY 1, 2007												
FELONY/SENTENCE CATEGORY	MALE		MINIMUM, AVERAGE AND MAXIMUM SENTENCE TERM (IN MONTHS)*			FEMALE		MINIMUM, AVERAGE AND MAXIMUM SENTENCE TERM (IN MONTHS)*			TOTAL	
	N	%	MIN	AVG	MAX	N	%	MIN	AVG	MAX	N	%
DEATH	56	0.14	NA	NA	NA	1	0.03	NA	NA	NA	57	0.13
LIFE	1,970	5.01	NA	NA	NA	116	3.23	NA	NA	NA	2,086	4.86
FIRST	10,523	26.75	9.00	116.43	2,520.00	540	15.04	30.00	96.14	636.00	11,063	25.77
SECOND	8,409	21.38	12.00	65.56	LIFE**	638	17.77	24.00	49.07	288.00	9,047	21.07
THIRD	9,418	23.94	3.96	42.16	432.00	777	21.64	6.00	35.51	300.00	10,195	23.75
FOURTH	4,947	12.58	1.92	23.89	LIFE**	617	17.18	6.00	18.76	180.00	5,564	12.96
FIFTH	4,015	10.21	5.04	19.43	LIFE**	902	25.12	6.00	12.70	117.00	4,917	11.45
TOTAL SENATE BILL 2	39,338	100.00				3,591	100.00				42,929	100.00
PCT. OF TOTAL INCARCERATED		79.22					7.23					86.45

\* INCLUDES 'HYBRID' COMMITMENTS WITH BOTH PRE-SB2 AND SB2 OFFENSES AND SENTENCE STRUCTURE. BASED ON AGGREGATE MINIMUM TERMS FOR CASES WITH COMBINED INDETERMINATE SENTENCES. UNCONVENTIONAL MINIMUM TERMS WERE VERIFIED THROUGH PSI'S.

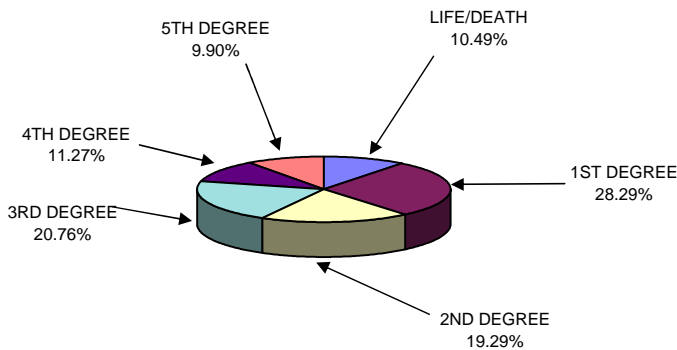
\*\*PAROLEES WITH LIFE RETURNED ON NEW OFFENSE WITH F2, F4 AND F5 FELONY LEVELS

NUMBER OF INCARCERATED PRE-SB2 OFFENDERS, BY FELONY LEVEL OF MOST SERIOUS CONVICTION OFFENSE, GENDER AND LENGTH OF AGGREGATE SENTENCE, ON JULY 1, 2007												
FELONY/SENTENCE CATEGORY	MALE		MINIMUM, AVERAGE AND MAXIMUM SENTENCE TERM (IN MONTHS)*			FEMALE		MINIMUM, AVERAGE AND MAXIMUM SENTENCE TERM (IN MONTHS)*			TOTAL	
	N	%	MIN	AVG	MAX	N	%	MIN	AVG	MAX	N	%
DEATH	126	1.94	NA	NA	NA	0	0.00	NA	NA	NA	126	1.87
LIFE	2,805	43.15	NA	NA	NA	135	59.21	NA	NA	NA	2,940	43.70
FIRST	2,923	44.97	12.00	188.44	LIFE**	64	28.07	12.00	125.11	840.00	2,987	44.40
SECOND	514	7.91	24.00	136.82	LIFE**	20	8.77	24.00	79.40	156.00	534	7.94
THIRD INDETERMINATE	75	1.15	24.00	98.64	636.00	4	1.75	24.00	183.00	516.00	79	1.17
THIRD DETERMINATE	27	0.42	12.00	119.41	366.00	2	0.88	18.00	33.00	48.00	29	0.43
FOURTH INDETERMINATE	15	0.23	24.00	159.13	828.00	1	0.44	108.00	108.00	108.00	16	0.24
FOURTH DETERMINATE	15	0.23	12.00	49.73	132.00	2	0.88	12.00	33.00	54.00	17	0.25
TOTAL PRE-SB2	6,500	100.00				228	100.00				6,728	100.00
PCT. OF TOTAL INCARCERATED		13.09					0.46					13.55

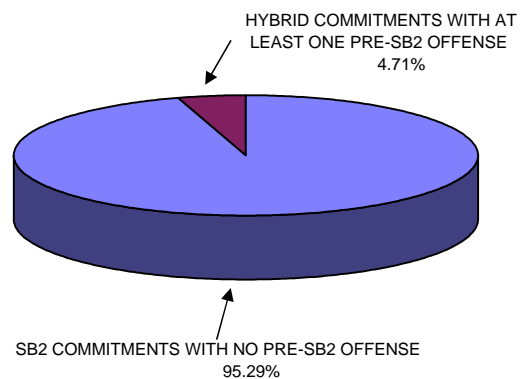
\* FOR INDEFINITE SENTENCE TERMS, THE MINIMUM, AVERAGE AND MAXIMUM VALUES REFER TO THE DISTRIBUTION OF THE AGGREGATE MINIMUM SENTENCE. UNCONVENTIONAL MINIMUM TERMS WERE VERIFIED THROUGH PSI'S.

\*\*PAROLEE WITH LIFE RETURNED ON NEW OFFENSE WITH F1 AND F2 FELONY LEVELS

**Figure 3. Distribution of Felony Categories for all Incarcerated Offenders (N =49,657)**



**Figure 4. Hybrid Status for all SB2 Incarcerated Offenders (N = 42,929)**



**NUMBER OF INCARCERATED OFFENDERS BY MOST SERIOUS COMMITMENT OFFENSE  
ON JULY 1, 2007**

MOST SERIOUS OFFENSE*	PRE-SB2 MALE	POST-SB2 MALE	PRE-SB2 FEMALE	POST-SB2 FEMALE	DEPT. TOTAL	% OF TOTAL
<b>CRIMES AGAINST PERSONS (EXCLUDING SEX OFFENSES)</b>	<b>3,875</b>	<b>14,841</b>	<b>184</b>	<b>1,177</b>	<b>20,077</b>	<b>40.43</b>
ABDUCTION (INCLUDES CHILD STEALING)	4	138	0	8	150	.30
ATTEMPTED ABDUCTION	0	20	0	1	21	.04
AGGRAVATED ARSON	28	188	5	36	257	.52
ATTEMPTED AGGRAVATED ARSON	1	27	1	2	31	.06
AGGRAVATED ASSAULT	3	236	0	37	276	.56
AGGRAVATED MENACING	0	32	0	1	33	.07
AGGRAVATED MURDER	1,538	742	69	45	2,394	4.82
ATTEMPTED AGGRAVATED MURDER	31	65	9	15	120	.24
AGGRAVATED RIOT	1	5	0	0	6	.01
AGGRAVATED ROBBERY	415	3,424	2	138	3,979	8.01
ATTEMPTED AGGRAVATED ROBBERY	3	123	0	9	135	.27
AGGRAVATED VEHICULAR ASSAULT	1	181	0	23	205	.41
AGGRAVATED VEHICULAR HOMICIDE	5	222	2	51	280	.56
ASSAULT	2	200	0	22	224	.45
CHILD ENDANGERMENT	7	185	2	97	291	.59
CHILD ENTICEMENT	0	2	0	0	2	.00
CONTAMINATING SUBSTANCE	0	1	0	1	2	.00
DOMESTIC VIOLENCE	1	679	0	15	695	1.40
ETHNIC INTIMIDATION	0	2	0	0	2	.00
EXTORTION	0	8	1	4	13	.03
FELONIOUS ASSAULT	137	2,441	5	159	2,742	5.52
ATTEMPTED FELONIOUS ASSAULT	2	322	2	35	361	.73
INVOLUNTARY MANSLAUGHTER	177	734	17	102	1,030	2.07
KIDNAPPING	166	528	1	23	718	1.45
MURDER	1,084	854	56	68	2,062	4.15
ATTEMPTED MURDER	66	414	3	25	508	1.02
NONSUPPORT OF DEPENDENTS	5	415	0	14	434	.87
PATIENT ABUSE/NEGLECT	0	1	0	1	2	.00
PERMITTING CHILD ABUSE	0	2	0	1	3	.01
ROBBERY	89	2,270	6	192	2,557	5.15
ATTEMPTED ROBBERY	7	71	0	10	88	.18
VEHICULAR HOMICIDE	0	0	0	0	0	.00
VOLUNTARY MANSLAUGHTER	102	305	3	41	451	.91
ATTEMPTED VOLUNTARY MANSLAUGHTER	0	4	0	1	5	.01
<b>SEX OFFENSES</b>	<b>2,174</b>	<b>5,030</b>	<b>36</b>	<b>80</b>	<b>7,320</b>	<b>14.74</b>
COMPPELLING PROSTITUTION	0	9	0	1	10	.02
UNLAWFUL CONDUCT WITH A MINOR	6	462	1	13	482	.97
ATTEMPTED UNLAWFUL CONDUCT WITH A MINOR	0	13	0	0	13	.03
DISSEMINATING MATTER HARMFUL TO JUVENILES	0	8	0	0	8	.02
DUTY TO REGISTER (SEX OFFENDER)	0	55	0	2	57	.11
FAILURE TO REGISTER AS A SEX OFFENDER	0	269	0	2	271	.55
FAILURE TO VERIFY CURRENT ADDRESS (SEX OFFENDER)	0	98	0	1	99	.20
FELONIOUS SEXUAL PENETRATION	196	2	6	0	204	.41
ATTEMPTED FELONIOUS SEXUAL PENETRATION	43	0	2	0	45	.09
GROSS SEXUAL IMPOSITION	24	643	0	5	672	1.35
IMPORTUNING	0	30	0	0	30	.06
PANDERING OBSCENITY	6	186	1	2	195	.39
PROMOTING PROSTITUTION	0	5	0	1	6	.01
RAPE	1,732	2,615	24	34	4,405	8.87
ATTEMPTED RAPE	155	219	2	1	377	.76
SEXUAL BATTERY	11	412	0	10	433	.87
ATTEMPTED SEXUAL BATTERY	1	0	0	0	1	.00
SOLICITING	0	4	0	8	12	.02
<b>BURGLARY OFFENSES</b>	<b>355</b>	<b>4,259</b>	<b>3</b>	<b>273</b>	<b>4,890</b>	<b>9.85</b>
AGGRAVATED BURGLARY	284	975	3	38	1,300	2.62
ATTEMPTED AGGRAVATED BURGLARY	7	43	0	0	50	.10
BURGLARY ( INCLUDES ATTEMPTS)	64	3,241	0	235	3,540	7.13

\* FOR CRIMES AGAINST PERSONS, SEX OFFENSES AND AGGRAVATED BURGLARY, ATTEMPTED OFFENSES ARE REPORTED SEPARATELY. FOR OTHER CRIMES, ATTEMPTED OFFENSES ARE INCLUDED IN THE PRIMARY CATEGORIES.

**NUMBER OF INCARCERATED OFFENDERS BY MOST SERIOUS COMMITMENT OFFENSE  
ON JULY 1, 2007  
(continued)**

MOST SERIOUS OFFENSE	PRE-SB2 MALE	POST-SB2 MALE	PRE-SB2 FEMALE	POST-SB2 FEMALE	DEPT. TOTAL	% OF TOTAL
<b>MISCELLANEOUS PROPERTY OFFENSES</b>	<b>20</b>	<b>2,540</b>	<b>3</b>	<b>487</b>	<b>3,050</b>	<b>6.14</b>
ARSON	3	46	0	3	52	.10
BREAKING AND ENTERING	3	467	0	19	489	.98
DISRUPTING PUBLIC SERVICES	0	31	0	0	31	.06
RAILROAD VANDALISM	0	1	0	0	1	.00
RECEIVING STOLEN PROPERTY	6	769	1	102	878	1.77
SAFECRACKING	0	41	0	1	42	.08
TAMPERING WITH COIN MACHINE	0	9	0	1	10	.02
THEFT	8	1,057	2	354	1,421	2.86
UNAUTHORIZED USE OF PROPERTY	0	2	0	0	2	.00
UNAUTHORIZED USE OF VEHICLE	0	34	0	5	39	.08
UNLAWFUL USE OF TELECOMMUNICATION DEVICE	0	5	0	0	5	.01
VANDALISM	0	75	0	2	77	.16
VEHICULAR VANDALISM	0	2	0	0	2	.00
WRECKING WATERCRAFT	0	1	0	0	1	.00
<b>DRUG OFFENSES</b>	<b>42</b>	<b>7,704</b>	<b>2</b>	<b>975</b>	<b>8,723</b>	<b>17.57</b>
ABUSING HARMFUL INTOXICANTS	0	2	0	0	2	.00
CORRUPTION OF ANOTHER WITH DRUGS	1	47	0	7	55	.11
DECEPTION TO OBTAIN DRUGS	0	41	0	22	63	.13
DRUG POSSESSION (FORMERLY ABUSE)	4	3,873	0	532	4,409	8.88
FUNDING OF DRUG OR MARIJUANA TRAFFICKING	0	3	0	0	3	.01
ILLEGAL PROCESSING OF DRUG DOCUMENTS	0	33	0	23	56	.11
ILLEGAL MANUFACTURING OF DRUGS	1	459	0	63	523	1.05
PERMITTING DRUG ABUSE	0	12	0	6	18	.04
PREPARATION OF DRUG FOR SALE	0	6	0	1	7	.01
SALE OF COUNTERFEIT DRUGS	0	36	0	3	39	.08
TAMPERING WITH DRUGS	0	3	0	0	3	.01
TRAFFICKING IN DRUGS	36	3,189	2	318	3,545	7.14
THEFT OF DRUGS	0	0	0	0	0	.00
<b>MOTOR VEHICLE OFFENSES</b>	<b>0</b>	<b>531</b>	<b>0</b>	<b>30</b>	<b>561</b>	<b>1.13</b>
DRIVING UNDER THE INFLUENCE OF ALCOHOL/DRUGS	0	520	0	27	547	1.10
FAILURE TO EXCHANGE INFORMATION AFTER AN ACCIDENT	0	10	0	2	12	.02
MOTOR VEHICLE CERTIFICATE FRAUD	0	1	0	0	1	.00
TAMPERING WITH VIN NUMBER	0	0	0	1	1	.00
<b>FRAUD OFFENSES</b>	<b>5</b>	<b>366</b>	<b>0</b>	<b>165</b>	<b>536</b>	<b>1.08</b>
CRIMINAL SIMULATION	0	1	0	0	1	.00
DEFRAUDING A CREDITOR	0	0	0	0	0	.00
FORGERY	4	268	0	128	400	.81
INSURANCE FRAUD	0	3	0	0	3	.01
MEDICAID FRAUD	1	2	0	0	3	.01
MISUSE OF CREDIT CARD	0	17	0	15	32	.06
MONEY LAUNDERING	0	5	0	1	6	.01
PASSING BAD CHECKS	0	49	0	14	63	.13
SECURITIES FRAUD	0	7	0	1	8	.02
SECURE WRITINGS BY DECEPTION	0	1	0	0	1	.00
SOLICITATION FRAUD	0	2	0	0	2	.00
TELECOMMUNICATIONS FRAUD	0	5	0	2	7	.01
TRAFFICKING IN FOOD STAMP	0	3	0	4	7	.01
TRAFFICKING IN CIGARETTE WITH INTENT TO AVOID TAXES	0	1	0	0	1	.00
WORKERS COMPENSATION FRAUD	0	2	0	0	2	.00
<b>FIREARM OFFENSES</b>	<b>9</b>	<b>1,534</b>	<b>0</b>	<b>81</b>	<b>1,624</b>	<b>3.27</b>
CARRYING CONCEALED WEAPON	2	199	0	11	212	.43
ENGAGING IN CORRUPT ACTIVITY	5	350	0	48	403	.81
FIREARMS SPECIFICATION IN INDICTMENT	0	16	0	0	16	.03
HAVING WEAPON WHILE UNDER DISABILITY	0	786	0	17	803	1.62
IMPROPERLY FURNISHING FIREARMS TO MINOR	0	1	0	0	1	.00
IMPROPER HANDLING/DISCHARGE OF FIREARM	0	153	0	4	157	.32
POSSESSION OF CRIMINAL TOOLS	2	20	0	1	23	.05
UNLAWFUL POSSESSION OF FIREARM/EXPLOSIVES	0	8	0	0	8	.02
UNLAWFUL TRANSACTION IN WEAPONS	0	1	0	0	1	.00



**NUMBER OF INCARCERATED OFFENDERS BY MOST SERIOUS COMMITMENT OFFENSE  
ON JULY 1, 2007  
(continued)**

MOST SERIOUS OFFENSE	PRE-SB2 MALE	POST-SB2 MALE	PRE-SB2 FEMALE	POST-SB2 FEMALE	DEPT. TOTAL	% OF TOTAL
<b>OFFENSES AGAINST JUSTICE/PUBLIC ADMINISTRATION</b>	<b>10</b>	<b>2,523</b>	<b>0</b>	<b>321</b>	<b>2,854</b>	<b>5.75</b>
BRIBERY	0	9	0	1	10	.02
ESCAPE/AIDING ESCAPE	5	779	0	82	866	1.74
FAILURE TO APPEAR	0	48	0	20	68	.14
FALSIFICATION	0	1	0	1	2	.00
HARASSMENT BY INMATE	0	7	0	3	10	.02
ILLEGAL WEAPONS/DRUGS CONVEYANCE/CORRECTIONAL FACILITY	0	81	0	33	114	.23
IMPERSONATING PEACE OFFICER	0	6	0	1	7	.01
INCITING VIOLENCE	0	1	0	1	2	.00
INDUCING PANIC	0	8	0	1	9	.02
INTERFERENCE WITH CUSTODY	0	2	0	1	3	.01
INTIMIDATION	1	30	0	3	34	.07
INTIMIDATION OF CRIME VICTIM OR WITNESS, OR ATTORNEY	0	55	0	3	58	.12
MAKING FALSE ALARM	0	2	0	0	2	.00
MAKING TERRORIST THREAT	0	1	0	0	1	.00
OBSTRUCTING OFFICIAL BUSINESS	0	14	0	1	15	.03
OBSTRUCTING JUSTICE	0	14	0	8	22	.04
PARTICIPATING IN CRIMINAL GANG	0	20	0	0	20	.04
PERJURY	1	7	0	0	8	.02
RESISTING ARREST/FAILURE TO COMPLY WITH PEACE OFFICER	2	919	0	41	962	1.94
RETALIATION	0	23	0	4	27	.05
TAKING THE IDENTITY OF ANOTHER	0	78	0	42	120	.24
TAMPERING WITH EVIDENCE	0	250	0	29	279	.56
TAMPERING WITH RECORDS	1	46	0	18	65	.13
THEFT IN OFFICE	0	7	0	4	11	.02
TELEPHONE HARASSMENT	0	13	0	1	14	.03
VIOLATION OF OWN RECOGNIZANCE	0	52	0	15	67	.13
VIOLATION OF PROTECTION ORDER	0	50	0	8	58	.12
<b>OTHER FELONY OFFENSES</b>	<b>4</b>	<b>16</b>	<b>0</b>	<b>2</b>	<b>22</b>	<b>.04</b>
COMPLICITY/CONSPIRACY	4	9	0	2	15	.03
DOG FIGHTING	0	1	0	0	1	.00
FAILURE TO CONFINO DOG	0	1	0	0	1	.00
GAMBLING	0	1	0	0	1	.00
OPEN BURNING OR DUMPING	0	2	0	0	2	.00
VIOLATION OF OPEN BURNING ORDINANCE	0	2	0	0	2	.00
<b>TOTAL FELONY OFFENSES</b>	<b>6,494</b>	<b>39,344</b>	<b>228</b>	<b>3,591</b>	<b>49,657</b>	<b>100.00</b>

**Figure 3. Combined SB2 and Pre-SB2 Commitments by Offense Category**

