

**JANUARY 2011 CENSUS OF ODRC INSTITUTIONAL POPULATION,
DEMOGRAPHIC AND OFFENSE SUMMARY**

GENDER: MALE = 46,908 (92.3%) FEMALE = 3,887 (7.7%) TOTAL = 50,795

OHIO COUNTIES WITH THE HIGHEST NUMBER OF COMMITTED INMATES	MALE		FEMALE		TOTAL	
	N	%	N	%	N	%
CUYAHOGA	8,875	18.92	537	13.82	9,412	18.53
FRANKLIN	4,867	10.38	327	8.41	5,194	10.23
HAMILTON	4,581	9.77	266	6.84	4,847	9.54
SUMMIT	2,465	5.25	200	5.15	2,665	5.25
MONTGOMERY	2,454	5.23	197	5.07	2,651	5.22
LUCAS	1,921	4.10	82	2.11	2,003	3.94
ALL OTHERS	21,745	46.36	2,278	58.61	24,023	47.29
TOTAL	46,908	100.00	3,887	100.00	50,795	100.00

RACE/ETHNICITY OF INCARCERATED OFFENDERS	MALE		FEMALE		TOTAL	
	N	%	N	%	N	%
BLACK	22,850	48.71	1,122	28.87	23,972	47.19
WHITE	22,580	48.14	2,710	69.72	25,290	49.79
HISPANIC	1,219	2.60	37	0.95	1,256	2.47
WHITE HISPANIC	734	1.56	27	0.69	761	1.50
BLACK HISPANIC	95	0.20	3	0.08	98	0.19
OTHER HISPANIC	390	0.83	7	0.18	397	0.78
NATIVE AMERICAN	44	0.09	3	0.08	47	0.09
ASIAN	64	0.14	12	0.31	76	0.15
OTHER	151	0.32	3	0.08	154	0.30
TOTAL	46,908	100.00	3,887	100.00	50,795	100.00

AGE OF INCARCERATED OFFENDERS	MALE		FEMALE		TOTAL	
	N	%	N	%	N	%
15-19	1,050	2.24	43	1.11	1,093	2.15
20-24	7,743	16.51	588	15.13	8,331	16.40
25-29	8,278	17.65	791	20.35	9,069	17.85
30-34	7,614	16.23	663	17.06	8,277	16.29
35-39	5,937	12.66	569	14.64	6,506	12.81
40-44	5,130	10.94	466	11.99	5,596	11.02
45-49	4,307	9.18	376	9.67	4,683	9.22
50-54	3,225	6.88	214	5.51	3,439	6.77
55-59	1,805	3.85	104	2.68	1,909	3.76
60 AND OVER	1,819	3.88	73	1.88	1,892	3.72
TOTAL	46,908	100.00	3,887	100.00	50,795	100.00
MEAN AGE	36.35		35.59		36.29	
MEDIAN AGE	34.06		33.83		34.03	

MOST SERIOUS COMMITMENT OFFENSE TYPE	MALE		FEMALE		TOTAL	
	N	%	N	%	N	%
CRIMES AGAINST PERSONS (NON-SEX OFFENSES)	20,206	43.08	1,463	37.64	21,669	42.66
SEX OFFENSES	7,327	15.62	134	3.45	7,461	14.69
BURGLARY OFFENSES	5,231	11.15	300	7.72	5,531	10.89
MISCELLANEOUS PROPERTY OFFENSES	2,348	5.01	485	12.48	2,833	5.58
DRUG OFFENSES	6,937	14.79	938	24.13	7,875	15.50
MOTOR VEHICLE OFFENSES	562	1.20	43	1.11	605	1.19
FRAUD OFFENSES	256	0.55	146	3.76	402	0.79
FIREARM OFFENSES	1,793	3.82	76	1.96	1,869	3.68
OFFENSES AGAINST JUSTICE/PUBLIC ADMINIS.	2,210	4.71	296	7.62	2,506	4.93
OTHER FELONY OFFENSES	38	0.08	6	0.15	44	0.09
TOTAL	46,908	100.00	3,887	100.00	50,795	100.00

**OHIO DEPARTMENT OF REHABILITATION AND CORRECTION
JANUARY 2011 INSTITUTIONAL CENSUS**

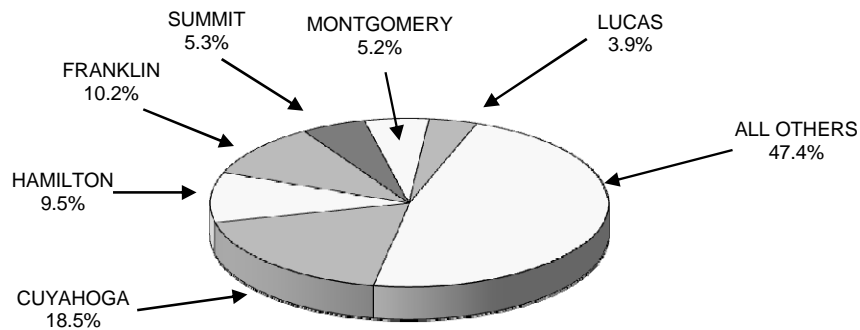
INCARCERATED OFFENDER'S COUNTY OF COMMITMENT BY SEX AND RACE - JANUARY 2011												
OHIO COUNTY	MALE		FEMALE		BLACK		WHITE		OTHER*		COUNTY TOTAL	PERCENT OF TOTAL
	N	%	N	%	N	%	N	%	N	%		
ADAMS	134	0.26	25	0.05	1	0.00	158	0.31	0	0.00	159	0.31
ALLEN	513	1.01	33	0.06	331	0.65	211	0.42	4	0.01	546	1.07
ASHLAND	139	0.27	9	0.02	9	0.02	137	0.27	2	0.00	148	0.29
ASHTABULA	242	0.48	14	0.03	57	0.11	191	0.38	8	0.02	256	0.50
ATHENS	245	0.48	42	0.08	19	0.04	266	0.52	2	0.00	287	0.57
AUGLAIZE	176	0.35	26	0.05	11	0.02	191	0.38	0	0.00	202	0.40
BELMONT	116	0.23	8	0.02	16	0.03	107	0.21	1	0.00	124	0.24
BROWN	191	0.38	27	0.05	10	0.02	208	0.41	0	0.00	218	0.43
BUTLER	1301	2.56	156	0.31	437	0.86	999	1.97	21	0.04	1,457	2.87
CARROLL	46	0.09	3	0.01	2	0.00	47	0.09	0	0.00	49	0.10
CHAMPAIGN	197	0.39	30	0.06	29	0.06	197	0.39	1	0.00	227	0.45
CLARK	809	1.59	76	0.15	354	0.70	525	1.03	6	0.01	885	1.74
CLERMONT	711	1.40	92	0.18	39	0.08	760	1.50	4	0.01	803	1.58
CLINTON	165	0.32	17	0.03	32	0.06	149	0.29	1	0.00	182	0.36
COLUMBIANA	231	0.45	26	0.05	39	0.08	216	0.43	2	0.00	257	0.51
COSHOCTON	129	0.25	7	0.01	20	0.04	116	0.23	0	0.00	136	0.27
CRAWFORD	136	0.27	12	0.02	11	0.02	136	0.27	1	0.00	148	0.29
CUYAHOGA	8876	17.47	537	1.06	6872	13.53	2333	4.59	208	0.41	9,413	18.53
DARKE	82	0.16	6	0.01	6	0.01	80	0.16	2	0.00	88	0.17
DEFIANCE	218	0.43	27	0.05	33	0.06	201	0.40	11	0.02	245	0.48
DELAWARE	311	0.61	35	0.07	93	0.18	246	0.48	7	0.01	346	0.68
ERIE	381	0.75	43	0.08	209	0.41	207	0.41	8	0.02	424	0.83
FAIRFIELD	300	0.59	37	0.07	48	0.09	289	0.57	0	0.00	337	0.66
FAYETTE	191	0.38	10	0.02	32	0.06	168	0.33	1	0.00	201	0.40
FRANKLIN	4867	9.58	327	0.64	3134	6.17	1971	3.88	89	0.18	5,194	10.23
FULTON	92	0.18	8	0.02	10	0.02	88	0.17	2	0.00	100	0.20
GALLIA	123	0.24	26	0.05	24	0.05	125	0.25	0	0.00	149	0.29
GEAUGA	81	0.16	8	0.02	15	0.03	74	0.15	0	0.00	89	0.18
GREENE	533	1.05	52	0.10	180	0.35	392	0.77	13	0.03	585	1.15
GUERNSEY	160	0.31	12	0.02	27	0.05	145	0.29	0	0.00	172	0.34
HAMILTON	4581	9.02	266	0.52	3558	7.00	1258	2.48	31	0.06	4,847	9.54
HANCOCK	234	0.46	35	0.07	51	0.10	212	0.42	6	0.01	269	0.53
HARDIN	119	0.23	13	0.03	5	0.01	127	0.25	0	0.00	132	0.26
HARRISON	44	0.09	2	0.00	9	0.02	37	0.07	0	0.00	46	0.09
HENRY	71	0.14	4	0.01	4	0.01	67	0.13	4	0.01	75	0.15
HIGHLAND	207	0.41	23	0.05	12	0.02	217	0.43	1	0.00	230	0.45
HOCKING	102	0.20	15	0.03	1	0.00	116	0.23	0	0.00	117	0.23
HOLMES	51	0.10	2	0.00	1	0.00	52	0.10	0	0.00	53	0.10
HURON	155	0.31	16	0.03	11	0.02	154	0.30	6	0.01	171	0.34
JACKSON	102	0.20	13	0.03	1	0.00	114	0.22	0	0.00	115	0.23
JEFFERSON	225	0.44	7	0.01	112	0.22	120	0.24	0	0.00	232	0.46
KNOX	143	0.28	10	0.02	9	0.02	143	0.28	1	0.00	153	0.30
LAKE	592	1.17	63	0.12	224	0.44	422	0.83	9	0.02	655	1.29
LAWRENCE	299	0.59	71	0.14	47	0.09	323	0.64	0	0.00	370	0.73
LICKING	653	1.29	72	0.14	127	0.25	598	1.18	0	0.00	725	1.43
LOGAN	119	0.23	6	0.01	19	0.04	105	0.21	1	0.00	125	0.25
LORAIN	951	1.87	42	0.08	462	0.91	492	0.97	39	0.08	993	1.95
LUCAS	1921	3.78	82	0.16	1112	2.19	841	1.66	50	0.10	2,003	3.94
MADISON	84	0.17	11	0.02	30	0.06	63	0.12	2	0.00	95	0.19
MAHONING	960	1.89	63	0.12	663	1.31	353	0.69	7	0.01	1,023	2.01
MARION	380	0.75	34	0.07	114	0.22	295	0.58	5	0.01	414	0.82
MEDINA	346	0.68	50	0.10	60	0.12	325	0.64	11	0.02	396	0.78
MEIGS	114	0.22	21	0.04	9	0.02	126	0.25	0	0.00	135	0.27

INCARCERATED OFFENDER'S COUNTY OF COMMITMENT BY SEX AND RACE - JANUARY 2011

(continued)

OHIO COUNTY	MALE		FEMALE		BLACK		WHITE		OTHER*		COUNTY TOTAL	PERCENT OF TOTAL
	N	%	N	%	N	%	N	%	N	%		
MERCER	77	0.15	2	0.00	3	0.01	73	0.14	3	0.01	79	0.16
MIAMI	269	0.53	31	0.06	50	0.10	249	0.49	1	0.00	300	0.59
MONROE	33	0.06	6	0.01	0	0.00	39	0.08	0	0.00	39	0.08
MONTGOMERY	2454	4.83	197	0.39	1580	3.11	1056	2.08	15	0.03	2,651	5.22
MORGAN	31	0.06	4	0.01	3	0.01	32	0.06	0	0.00	35	0.07
MORROW	67	0.13	12	0.02	3	0.01	76	0.15	0	0.00	79	0.16
MUSKINGUM	352	0.69	37	0.07	86	0.17	301	0.59	2	0.00	389	0.77
NOBLE	17	0.03	1	0.00	1	0.00	17	0.03	0	0.00	18	0.04
OTTAWA	63	0.12	7	0.01	10	0.02	59	0.12	1	0.00	70	0.14
PAULDING	68	0.13	3	0.01	4	0.01	67	0.13	0	0.00	71	0.14
PERRY	93	0.18	13	0.03	2	0.00	104	0.20	0	0.00	106	0.21
PICKAWAY	210	0.41	29	0.06	26	0.05	212	0.42	1	0.00	239	0.47
PIKE	66	0.13	4	0.01	1	0.00	69	0.14	0	0.00	70	0.14
PORTAGE	370	0.73	38	0.07	109	0.21	298	0.59	1	0.00	408	0.80
PREBLE	110	0.22	6	0.01	11	0.02	101	0.20	4	0.01	116	0.23
PUTNAM	81	0.16	4	0.01	5	0.01	76	0.15	4	0.01	85	0.17
RICHLAND	644	1.27	66	0.13	279	0.55	428	0.84	3	0.01	710	1.40
ROSS	245	0.48	31	0.06	61	0.12	214	0.42	1	0.00	276	0.54
SANDUSKY	185	0.36	16	0.03	70	0.14	127	0.25	4	0.01	201	0.40
SCIOTO	671	1.32	128	0.25	167	0.33	629	1.24	3	0.01	799	1.57
SENECA	167	0.33	17	0.03	43	0.08	139	0.27	2	0.00	184	0.36
SHELBY	173	0.34	24	0.05	44	0.09	150	0.30	3	0.01	197	0.39
STARK	1565	3.08	134	0.26	761	1.50	934	1.84	4	0.01	1,699	3.34
SUMMIT	2465	4.85	200	0.39	1486	2.93	1150	2.26	29	0.06	2,665	5.25
TRUMBULL	572	1.13	49	0.10	257	0.51	361	0.71	3	0.01	621	1.22
TUSCARAWAS	144	0.28	10	0.02	19	0.04	135	0.27	0	0.00	154	0.30
UNION	150	0.30	28	0.06	16	0.03	161	0.32	1	0.00	178	0.35
VAN WERT	78	0.15	5	0.01	9	0.02	74	0.15	0	0.00	83	0.16
VINTON	59	0.12	3	0.01	2	0.00	60	0.12	0	0.00	62	0.12
WARREN	355	0.70	35	0.07	59	0.12	325	0.64	6	0.01	390	0.77
WASHINGTON	187	0.37	17	0.03	22	0.04	179	0.35	3	0.01	204	0.40
WAYNE	194	0.38	18	0.04	52	0.10	154	0.30	6	0.01	212	0.42
WILLIAMS	175	0.34	27	0.05	10	0.02	192	0.38	0	0.00	202	0.40
WOOD	292	0.57	28	0.06	73	0.14	240	0.47	7	0.01	320	0.63
WYANDOT	73	0.14	5	0.01	4	0.01	74	0.15	0	0.00	78	0.15
OUT OF STATE	4	0.01	0	0.00	1	0.00	3	0.01	0	0.00	4	0.01
TOTAL	46,908	92.35	3,887	7.65	24,070	47.39	26,051	51.29	674	1.33	50,795	100.00

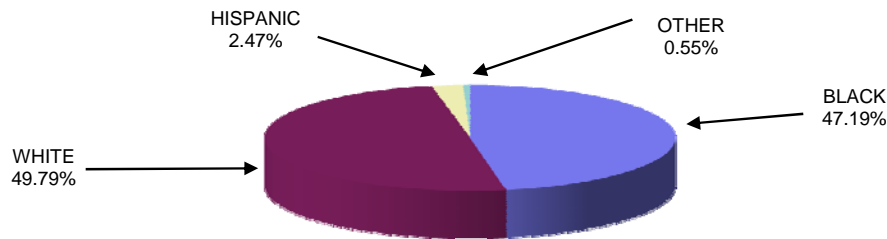
Figure 1. Counties With Largest Proportion of Inmates



* 'OTHER' includes Hispanic, Asian, and Native American.

NUMBER OF INCARCERATED OFFENDERS BY RACE/ETHNICITY - JANUARY 2011						
RACE/ETHNICITY	MALE		FEMALE		GROUP TOTAL	PERCENT OF TOTAL
	N	%	N	%		
BLACK	22,850	48.71	1,122	28.87	23,972	47.19
WHITE	22,580	48.14	2,710	69.72	25,290	49.79
HISPANIC	1,219	2.60	37	0.95	1,256	2.47
WHITE HISPANIC	734	1.56	27	0.69	761	1.50
BLACK HISPANIC	95	0.20	3	0.08	98	0.19
OTHER HISPANIC	390	0.83	7	0.18	397	0.78
NATIVE AMERICAN	44	0.09	3	0.08	47	0.09
ASIAN	64	0.14	12	0.31	76	0.15
OTHER	151	0.32	3	0.08	154	0.30
TOTAL	46,908	100.00	3,887	100.00	50,795	100.00

Figure 2. Commitment by Race/Ethnicity



NUMBER OF INCARCERATED OFFENDERS BY AGE - JANUARY 2011						
INMATE AGE	MALE		FEMALE		AGE TOTAL	PERCENT OF TOTAL
	N	%	N	%		
15	1	0.00	0	0.00	1	0.00
16	11	0.02	0	0.00	11	0.02
17	54	0.12	0	0.00	54	0.11
18	243	0.52	4	0.10	247	0.49
19	741	1.58	39	1.00	780	1.54
20	1231	2.62	65	1.67	1,296	2.55
21 - 24	6512	13.88	523	13.46	7,035	13.85
25 - 29	8278	17.65	791	20.35	9,069	17.85
30 - 34	7614	16.23	663	17.06	8,277	16.29
35 - 39	5937	12.66	569	14.64	6,506	12.81
40 - 44	5130	10.94	466	11.99	5,596	11.02
45 - 49	4307	9.18	376	9.67	4,683	9.22
50 - 54	3225	6.88	214	5.51	3,439	6.77
55 - 59	1805	3.85	104	2.68	1,909	3.76
60 - 64	1039	2.21	41	1.05	1,080	2.13
65 - 69	449	0.96	23	0.59	472	0.93
70 - 74	204	0.43	6	0.15	210	0.41
75 - 79	81	0.17	3	0.08	84	0.17
80 AND OVER	46	0.10	0	0.00	46	0.09
TOTAL	46,908	100.00	3,887	100.00	50,795	100.00
MEAN	36.35		35.59		36.29	
MEDIAN	34.06		33.83		34.03	
50 AND OVER	6,849	14.60	391	10.06	7,240	14.25
17 AND UNDER	66	0.14	0	0.00	66	0.13
18 AND OVER	46,845	99.87	3,887	100.00	50,732	99.88

AGE OF INCARCERATED OFFENDERS BY SEX AND RACE - JANUARY 2011												
INMATE AGE	MALE		FEMALE		BLACK		WHITE		OTHER		AGE	PERCENT
	N	%	N	%	N	%	N	%	N	%	TOTAL	OF TOTAL
15	1	0.00	0	0.00	0	0.00	1	0.00	0	0.00	1	0.00
16	11	0.02	0	0.00	10	0.04	1	0.00	0	0.00	11	0.02
17	54	0.12	0	0.00	47	0.20	7	0.03	0	0.00	54	0.11
18	243	0.52	4	0.10	186	0.77	58	0.22	3	0.45	247	0.49
19	741	1.58	39	1.00	548	2.28	225	0.86	7	1.04	780	1.54
20	1231	2.62	65	1.67	822	3.42	451	1.73	23	3.41	1,296	2.55
21	1544	3.29	104	2.68	991	4.12	642	2.46	15	2.23	1,648	3.24
22	1621	3.46	122	3.14	1007	4.18	717	2.75	19	2.82	1,743	3.43
23	1670	3.56	128	3.29	973	4.04	807	3.10	18	2.67	1,798	3.54
24	1677	3.58	169	4.35	909	3.78	923	3.54	14	2.08	1,846	3.63
25	1695	3.61	140	3.60	865	3.59	943	3.62	27	4.01	1,835	3.61
26	1653	3.52	150	3.86	882	3.66	894	3.43	27	4.01	1,803	3.55
27	1668	3.56	155	3.99	896	3.72	908	3.49	19	2.82	1,823	3.59
28	1602	3.42	170	4.37	867	3.60	891	3.42	14	2.08	1,772	3.49
29	1660	3.54	176	4.53	850	3.53	959	3.68	27	4.01	1,836	3.61
30	1691	3.60	144	3.70	883	3.67	922	3.54	30	4.45	1,835	3.61
31	1599	3.41	140	3.60	870	3.61	840	3.22	29	4.30	1,739	3.42
32	1615	3.44	143	3.68	845	3.51	886	3.40	27	4.01	1,758	3.46
33	1402	2.99	121	3.11	746	3.10	747	2.87	30	4.45	1,523	3.00
34	1307	2.79	115	2.96	715	2.97	681	2.61	26	3.86	1,422	2.80
35	1332	2.84	123	3.16	689	2.86	750	2.88	16	2.37	1,455	2.86
36	1134	2.42	111	2.86	612	2.54	609	2.34	24	3.56	1,245	2.45
37	1134	2.42	97	2.50	609	2.53	607	2.33	15	2.23	1,231	2.42
38	1152	2.46	121	3.11	589	2.45	669	2.57	15	2.23	1,273	2.51
39	1185	2.53	117	3.01	556	2.31	722	2.77	24	3.56	1,302	2.56
40	1184	2.52	91	2.34	550	2.29	703	2.70	22	3.26	1,275	2.51
41	1024	2.18	98	2.52	466	1.94	634	2.43	22	3.26	1,122	2.21
42	1023	2.18	97	2.50	492	2.04	614	2.36	14	2.08	1,120	2.20
43	980	2.09	84	2.16	445	1.85	605	2.32	14	2.08	1,064	2.09
44	919	1.96	96	2.47	417	1.73	581	2.23	17	2.52	1,015	2.00
45	906	1.93	99	2.55	439	1.82	557	2.14	9	1.34	1,005	1.98
46	889	1.90	61	1.57	368	1.53	571	2.19	11	1.63	950	1.87
47	892	1.90	77	1.98	387	1.61	569	2.18	13	1.93	969	1.91
48	827	1.76	73	1.88	369	1.53	520	2.00	11	1.63	900	1.77
49	793	1.69	66	1.70	356	1.48	487	1.87	16	2.37	859	1.69
50	778	1.66	56	1.44	323	1.34	503	1.93	8	1.19	834	1.64
51	650	1.39	63	1.62	305	1.27	401	1.54	7	1.04	713	1.40
52	667	1.42	34	0.87	296	1.23	398	1.53	7	1.04	701	1.38
53	587	1.25	31	0.80	286	1.19	325	1.25	7	1.04	618	1.22
54	543	1.16	30	0.77	245	1.02	317	1.22	11	1.63	573	1.13
55	466	0.99	39	1.00	222	0.92	277	1.06	6	0.89	505	0.99
56	404	0.86	19	0.49	174	0.72	245	0.94	4	0.59	423	0.83
57	360	0.77	19	0.49	153	0.64	220	0.84	6	0.89	379	0.75
58	307	0.65	15	0.39	136	0.57	184	0.71	2	0.30	322	0.63
59	268	0.57	12	0.31	116	0.48	161	0.62	3	0.45	280	0.55
60	246	0.52	14	0.36	109	0.45	149	0.57	2	0.30	260	0.51
61	247	0.53	8	0.21	84	0.35	169	0.65	2	0.30	255	0.50
62	206	0.44	8	0.21	63	0.26	149	0.57	2	0.30	214	0.42
63	177	0.38	5	0.13	55	0.23	127	0.49	0	0.00	182	0.36
64	163	0.35	6	0.15	51	0.21	115	0.44	3	0.45	169	0.33
65	115	0.25	3	0.08	41	0.17	76	0.29	1	0.15	118	0.23
66	113	0.24	4	0.10	28	0.12	87	0.33	2	0.30	117	0.23
67	86	0.18	7	0.18	16	0.07	77	0.30	0	0.00	93	0.18
68	71	0.15	1	0.03	23	0.10	48	0.18	1	0.15	72	0.14
69	64	0.14	8	0.21	21	0.09	51	0.20	0	0.00	72	0.14
70 AND OVER	331	0.71	9	0.23	67	0.28	271	1.04	2	0.30	340	0.67
TOTAL	46,908	100.00	3,887	100.00	24,070	100.00	26,051	100.00	674	100.00	50,795	100.00
MEAN	36.35		35.59		34.24		37.23		35.62		36.29	
MEDIAN	34.06		33.83		32.00		35.00		34.00		34.03	

NUMBER OF INCARCERATED SENATE BILL 2* (SB2) OFFENDERS, BY FELONY LEVEL OF MOST SERIOUS CONVICTION OFFENSE, GENDER AND LENGTH OF AGGREGATE SENTENCE, January 2011												
FELONY/SENTENCE CATEGORY	MALE		MINIMUM, AVERAGE AND MAXIMUM SENTENCE TERM (IN MONTHS)*			FEMALE		MINIMUM, AVERAGE AND MAXIMUM SENTENCE TERM (IN MONTHS)*			TOTAL**	
	N	%	MIN	AVG	MAX	N	%	MIN	AVG	MAX	N	%
DEATH	64	0.15	NA	NA	NA	1	0.03	NA	NA	NA	65	0.14
LIFE	2,867	6.80	NA	NA	NA	173	4.62	NA	NA	NA	3,040	6.62
FIRST	12,054	28.59	6.00	131.84	11026.56	627	16.76	17.04	105.64	780.00	12,681	27.63
SECOND	9,520	22.58	6.00	67.55	1320.00	691	18.47	6.00	56.67	408.00	10,211	22.24
THIRD	10,277	24.38	1.92	46.75	528.00	989	26.43	6.00	39.72	300.00	11,266	24.54
FOURTH	4,286	10.17	1.92	25.23	695.04	556	14.86	3.96	23.25	180.00	4,842	10.55
FIFTH	3,094	7.34	3.96	18.30	306.96	705	18.84	6.00	15.61	96.00	3,799	8.28
TOTAL SENATE BILL 2	42,162	100.00				3,742	100.00				45,904	100.00
% OF TOTAL INCARCERATED		83.00					7.37					90.37

* INCLUDES 'HYBRID' COMMITMENTS WITH BOTH PRE-SB2 AND SB2 OFFENSES AND SENTENCE STRUCTURE. BASED ON AGGREGATE MINIMUM TERMS FOR CASES WITH COMBINED INDETERMINATE SENTENCES. UNCONVENTIONAL MINIMUM TERMS WERE VERIFIED THROUGH PSI'S.

NUMBER OF INCARCERATED PRE-SB2 OFFENDERS, BY FELONY LEVEL OF MOST SERIOUS CONVICTION OFFENSE, GENDER AND LENGTH OF AGGREGATE SENTENCE, January 2011												
FELONY/SENTENCE CATEGORY	MALE		MINIMUM, AVERAGE AND MAXIMUM SENTENCE TERM (IN MONTHS)*			FEMALE		MINIMUM, AVERAGE AND MAXIMUM SENTENCE TERM (IN MONTHS)*			TOTAL	
	N	%	MIN	AVG	MAX	N	%	MIN	AVG	MAX	N	%
DEATH	93	1.96	NA	NA	NA	0	0.00	NA	NA	NA	93	1.90
LIFE	2,489	52.44	NA	NA	NA	104	71.72	NA	NA	NA	2,593	53.02
FIRST	1,910	40.24	12.00	213.39	10726.56	36	24.83	12.00	133.86	840.00	1,946	39.79
SECOND	189	3.98	24.00	114.85	504.00	4	2.76	24.00	93.00	156.00	193	3.95
THIRD INDETERMINATE	6	0.13	42.00	119.00	180.00	0	0.00	NA	NA	NA	6	0.12
THIRD DETERMINATE	47	0.99	12.00	121.81	360.00	1	0.69	156.00	156.00	156.00	48	0.98
FOURTH INDETERMINATE	3	0.06	36.00	84.00	180.00	0	0.00	NA	NA	NA	3	0.06
FOURTH DETERMINATE	9	0.19	6.00	60.75	132.00	0	0.00	NA	NA	NA	9	0.18
TOTAL PRE-SB2	4,746	100.00				145	100.00				4,891	100.00
% OF TOTAL INCARCERATED		9.34					0.29					9.63

* FOR INDEFINITE SENTENCE TERMS, THE MINIMUM, AVERAGE AND MAXIMUM VALUES REFER TO THE DISTRIBUTION OF THE AGGREGATE MINIMUM SENTENCE. UNCONVENTIONAL MINIMUM TERMS WERE VERIFIED THROUGH PSI'S.

Figure 3. Distribution of Felony Categories for all Incarcerated Offenders (N =50,795)

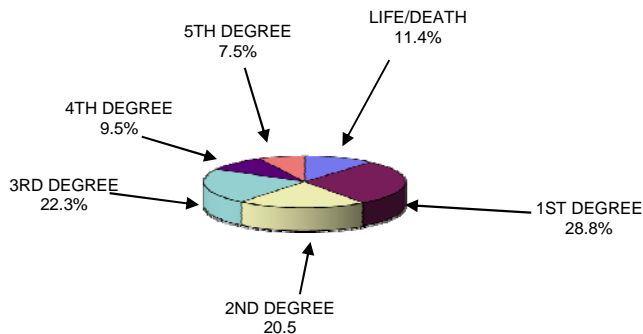
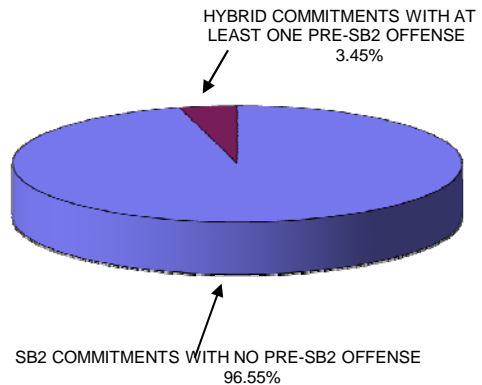


Figure 4. Hybrid Status for all SB2 Incarcerated Offenders (N = 45,904)



NUMBER OF INCARCERATED OFFENDERS BY MOST SERIOUS COMMITMENT OFFENSE - JANUARY 2011						
Sorted by Sex and Sentencing Code						
MOST SERIOUS OFFENSE*	PRE-SB2 MALE	POST-SB2 MALE	PRE-SB2 FEMALE	POST-SB2 FEMALE	DEPT. TOTAL	% OF TOTAL
CRIMES AGAINST PERSONS (EXCLUDING SEX OFFENSES)	2,982	17,226	122	1,340	21,670	42.66
ABDUCTION (INCLUDES CHILD STEALING)	7	147	0	4	158	.31
ATTEMPTED ABDUCTION	0	19	0	0	19	.04
AGGRAVATED ARSON	16	99	2	19	136	.27
ATTEMPTED AGGRAVATED ARSON	0	118	0	16	134	.26
AGGRAVATED ASSAULT	1	253	0	34	288	.57
AGGRAVATED MURDER	1,400	1,014	57	69	2,540	5.00
ATTEMPTED AGGRAVATED MURDER	39	78	6	17	140	.28
AGGRAVATED RIOT	0	9	0	1	10	.02
AGGRAVATED ROBBERY	199	4,051	2	177	4,429	8.72
ATTEMPTED AGGRAVATED ROBBERY	0	90	0	11	101	.20
AGGRAVATED VEHICULAR ASSAULT	0	192	0	42	234	.46
AGGRAVATED VEHICULAR HOMICIDE	2	263	1	61	327	.64
ARMED ROBBERY	6	0	0	0	6	.01
ASSAULT	0	122	0	23	145	.29
CHILD ENDANGERMENT	2	204	1	90	297	.58
CHILD ENTICEMENT	0	5	0	0	5	.01
CONTAMINATING SUBSTANCE/FOOD	0	1	0	1	2	.00
CRIMINAL USE OF CHEMICAL WEAPONS	0	1	0	0	1	.00
DOMESTIC VIOLENCE	1	831	0	26	858	1.69
EXTORTION	0	10	0	0	10	.02
FAILURE TO PROVIDE FOR IMPAIRED PERSON	0	0	0	1	1	.00
FELONIOUS ASSAULT	62	2,820	2	155	3,039	5.98
ATTEMPTED FELONIOUS ASSAULT	0	371	0	46	417	.82
INVOLUNTARY MANSLAUGHTER	106	810	11	118	1,045	2.06
ATTEMPTED INVOLUNTARY MANSLAUGHTER	0	2	0	0	2	.00
KIDNAPPING	141	626	1	25	793	1.56
MANSLAUGHTER	2	0	0	0	2	.00
MENACING	0	30	0	0	30	.06
MURDER	871	1,221	36	97	2,225	4.38
ATTEMPTED MURDER	48	498	1	31	578	1.14
MURDER OF A PEACE OFFICER	5	0	0	0	5	.01
NEGLIGENT HOMICIDE	0	1	0	0	1	.00
NONSUPPORT OF DEPENDENTS	0	328	0	13	341	.67
PERMITTING CHILD ABUSE	0	0	0	4	4	.01
ROBBERY	22	1,717	0	103	1,842	3.63
ATTEMPTED ROBBERY	1	907	0	116	1,024	2.02
VOLUNTARY MANSLAUGHTER	48	384	2	40	474	.93
ATTEMPTED VOLUNTARY MANSLAUGHTER	3	4	0	0	7	.01
SEX OFFENSES	1,531	5,797	22	112	7,462	14.69
COMPPELLING PROSTITUTION	0	15	0	0	15	.03
UNLAWFUL CONDUCT WITH A MINOR	3	443	0	20	466	.92
ATTEMPTED UNLAWFUL CONDUCT WITH A MINOR	0	4	0	0	4	.01
DISSEMINATING MATTER HARMFUL TO JUVENILES	0	4	0	0	4	.01
FAILURE TO NOTIFY CHANGE OF ADDRESS	0	475	0	6	481	.95
FAILURE TO REGISTER AS SEX OFFENDER	0	68	0	2	70	.14
FAILURE TO VERIFY ADDRESS	0	173	0	3	176	.35
FELONIOUS SEXUAL PENETRATION	154	1	1	0	156	.31
ATTEMPTED FELONIOUS SEXUAL PENETRATION	14	1	2	0	17	.03
GROSS SEXUAL IMPOSITION	20	700	0	9	729	1.44
IMPORTUNING	0	32	0	0	32	.06
PANDERING OBSCENITY	6	266	0	5	277	.55
PUBLIC INDECENCY	1	0	0	0	1	.00
PROMOTING PROSTITUTION	0	1	0	6	7	.01
RAPE	1,242	3,033	19	40	4,334	8.53
ATTEMPTED RAPE	80	167	0	3	250	.49
SEXUAL BATTERY	11	386	0	8	405	.80
ATTEMPTED SEXUAL BATTERY	0	3	0	0	3	.01
SEX OFFENDER PENALTIES	0	18	0	0	18	.04
SOLICITING	0	5	0	10	15	.03
VOYEURISM	0	2	0	0	2	.00
BURGLARY OFFENSES	201	5,030	1	299	5,531	10.89
AGGRAVATED BURGLARY	177	1,236	1	43	1,457	2.87
ATTEMPTED AGGRAVATED BURGLARY	2	72	0	1	75	.15
BURGLARY (INCLUDES ATTEMPTS)	22	3,722	0	255	3,999	7.87

* FOR CRIMES AGAINST PERSONS, SEX OFFENSES AND AGGRAVATED BURGLARY, ATTEMPTED OFFENSES ARE REPORTED SEPARATELY. FOR OTHER CRIMES, ATTEMPTED OFFENSES ARE INCLUDED IN THE PRIMARY CATEGORIES.

NUMBER OF INCARCERATED OFFENDERS BY MOST SERIOUS COMMITMENT OFFENSE - JANUARY 2011

Sorted by Sex and Sentencing Code

MOST SERIOUS OFFENSE	PRE-SB2 MALE	POST-SB2 MALE	PRE-SB2 FEMALE	POST-SB2 FEMALE	DEPT. TOTAL	% OF TOTAL
MISCELLANEOUS PROPERTY OFFENSES	6	2,320	0	484	2,810	5.53
ARSON	2	40	0	4	46	.09
BREAKING AND ENTERING	1	464	0	14	479	.94
RECEIVING STOLEN PROPERTY	2	567	0	93	662	1.30
SAFECRACKING	0	48	0	2	50	.10
TAMPERING WITH COIN MACHINE	0	10	0	0	10	.02
THEFT	1	1,107	0	366	1,474	2.90
UNAUTHORIZED USE OF PROPERTY	0	3	0	0	3	.01
UNAUTHORIZED USE OF VEHICLE	0	16	0	1	17	.03
VANDALISM	0	64	0	4	68	.13
VEHICULAR VANDALISM	0	1	0	0	1	.00
DRUG OFFENSES	14	6,921	0	938	7,873	15.50
ABUSING HARMFUL INTOXICANTS	0	4	0	1	5	.01
CORRUPTION OF ANOTHER WITH DRUGS	1	53	0	11	65	.13
DECEPTION TO OBTAIN DRUGS	0	42	0	41	83	.16
DRUG LAW VIOLATION	0	4	0	2	6	.01
DRUG POSSESSION (FORMERLY ABUSE)	1	2,492	0	376	2,869	5.65
FUNDING DRUG TRAFFICKING	0	1	0	1	2	.00
ILLEGAL PROCESSING OF DRUG DOCUMENTS	0	28	0	17	45	.09
ILLEGAL MANUFACTURING OF DRUGS	0	613	0	113	726	1.43
PERMITTING DRUG ABUSE	0	10	0	3	13	.03
PREPARATION OF DRUG FOR SALE	0	2	0	0	2	.00
SALE OF COUNTERFEIT DRUGS	0	19	0	0	19	.04
TAMPERING WITH DRUGS	0	2	0	1	3	.01
TRAFFICKING IN DRUGS	12	3,651	0	372	4,035	7.94
MOTOR VEHICLE OFFENSES	0	563	0	43	606	1.19
DRIVING UNDER THE INFLUENCE OF ALCOHOL/DRUGS	0	548	0	39	587	1.16
DRIVING UNDER LIFETIME SUSPENSION	0	3	0	0	3	.01
FAILURE TO STOP- ACCIDENT	0	12	0	4	16	.03
FRAUD OFFENSES	1	269	0	147	417	.82
DEFRAUD CREDITOR	0	0	0	1	1	.00
FORGERY	0	176	0	112	288	.57
ILLEGAL USE/TRAFFICKING OF FOOD STAMPS	0	3	0	3	6	.01
INSURANCE FRAUD	0	2	0	2	4	.01
MEDICAID FRAUD	1	1	0	0	2	.00
MISUSE OF CREDIT CARD	0	37	0	15	52	.10
MONEY LAUNDERING	0	7	0	0	7	.01
PASSING BAD CHECKS	0	31	0	13	44	.09
SECURITIES FRAUD	0	8	0	0	8	.02
SECURE WRITINGS BY DECEPTION	0	2	0	1	3	.01
TELECOMMUNICATIONS FRAUD	0	2	0	0	2	.00
FIREARM AND RELATED OFFENSES	6	1,787	0	76	1,869	3.68
ASSEMBLY OF CHEMICALS FOR MANUF. OF PROHIBITED WEAPONS	0	1	0	0	1	.00
CARRYING CONCEALED WEAPON	1	176	0	2	179	.35
ENGAGING IN CORRUPT/CRIMINAL ACTIVITY	3	357	0	49	409	.81
FIREARMS SPECIFICATION IN INDICTMENT	0	15	0	2	17	.03
HAVING WEAPON UNDER DISABILITY	2	1,018	0	12	1,032	2.03
IMPROPER HANDLING/DISCHARGE OF FIREARM	0	191	0	7	198	.39
POSSESSION OF CRIMINAL TOOLS	0	20	0	4	24	.05
UNLAWFUL POSSESSION OF FIREARM/EXPLOSIVES	0	9	0	0	9	.02
OFFENSES AGAINST JUSTICE/PUBLIC ADMINISTRATION	4	2,213	0	297	2,514	4.95
BRIBERY	0	10	0	1	11	.02
DISRUPTING PUBLIC SERVICE	0	21	0	1	22	.04
ESCAPE/AIDING ESCAPE	2	458	0	40	500	.98
FAILURE TO APPEAR	0	35	0	11	46	.09
FALSE REPORT	0	1	0	0	1	.00
FALSIFICATION	0	1	0	3	4	.01
HARASSMENT BY INMATE	0	24	0	4	28	.06
ILLEGAL WEAPONS/DRUGS CONVEYANCE/CORRECTIONAL FACILITY	0	63	0	26	89	.18
IMPERSONATING OFFICER	0	6	0	0	6	.01
INCITING TO VIOLENCE/RIOT	0	1	0	0	1	.00

NUMBER OF INCARCERATED OFFENDERS BY MOST SERIOUS COMMITMENT OFFENSE - JANUARY 2011						
Sorted by Sex and Sentencing Code						
MOST SERIOUS OFFENSE	PRE-SB2 MALE	POST-SB2 MALE	PRE-SB2 FEMALE	POST-SB2 FEMALE	DEPT. TOTAL	% OF TOTAL
OFFENSES AGAINST JUSTICE/PUBLIC ADMINISTRATION - CONT'D						
INDUCING PANIC	0	5	0	1	6	.01
INTERFERE WITH CUSTODY	0	2	0	0	2	.00
INTIMIDATION	1	21	0	2	24	.05
INTIMIDATION OF CRIME VICTIM OR WITNESS OR ATTORNEY	0	59	0	2	61	.12
MAKING FALSE ALARMS	0	1	0	0	1	.00
OBSTRUCTING JUSTICE	1	28	0	9	38	.07
PARTICIPATING IN CRIMINAL GANG	0	49	0	0	49	.10
PERJURY	0	4	0	0	4	.01
RESISTING ARREST/FAILURE TO COMPLY WITH PEACE OFFICER	0	779	0	31	810	1.59
RETRALIATION	0	25	0	2	27	.05
TAKING THE IDENTITY OF ANOTHER	0	83	0	60	143	.28
TAMPERING WITH EVIDENCE	0	337	0	49	386	.76
TAMPERING WITH RECORDS	0	54	0	25	79	.16
TERRORISTIC THREATS	0	0	0	1	1	.00
THEFT IN OFFICE	0	3	0	5	8	.02
TELEPHONE HARASSMENT	0	5	0	0	5	.01
VIOLATION OF OWN RECOGNIZANCE	0	56	0	20	76	.15
VIOLATION OF PROTECTION ORDER	0	82	0	4	86	.17
OTHER FELONY OFFENSES	1	36	0	6	43	.08
ABUSE OF CORPSE	0	1	0	0	1	.00
COMPLICITY/CONSPIRACY/ATTEMPT	1	27	0	6	34	.07
CRIMINAL MISCHIEF/ENDANGERMENT	0	1	0	0	1	.00
DESECRATION	0	1	0	0	1	.00
ENDANGERING AIRCRAFT/AIRPORT OPERATIONS/LASER IN COCKPIT	0	1	0	0	1	.00
OFFENSE RELATED TO DOMESTIC ANIMALS	0	2	0	0	2	.00
OPEN BURNING/DUMPING	0	1	0	0	1	.00
PRACTICE MEDICINE WITH NO CERTIFICATION	0	2	0	0	2	.00
TOTAL FELONY OFFENSES	4,746	42,162	145	3,742	50,795	100.00

Figure 3. Combined SB2 and Pre-SB2 Commitments by Offense Category

