

**OHIO DEPARTMENT OF REHABILITATION AND CORRECTION  
CALENDAR YEAR 2004 COMMITMENT REPORT**

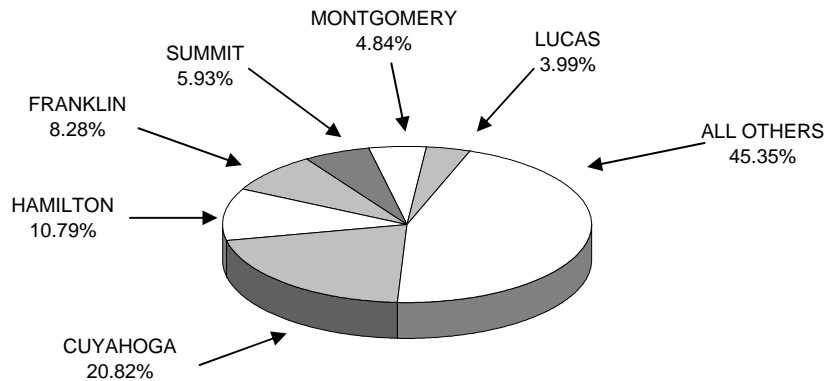
**NUMBER OF COMMITMENTS, BY COUNTY AND RECEPTION CENTER,  
CALENDAR YEAR 2004**

OHIO COUNTY	CRC MALE		LORCI MALE		TOTAL MALE		ORW FEMALE		COUNTY TOTAL	PERCENT OF TOTAL
	N	%	N	%	N	%	N	%		
ADAMS	32	0.13	0	0.00	32	0.13	3	0.01	35	0.14
ALLEN	179	0.73	0	0.00	179	0.73	38	0.15	217	0.88
ASHLAND	0	0.00	45	0.18	45	0.18	11	0.04	56	0.23
ASHTABULA	0	0.00	115	0.47	115	0.47	10	0.04	125	0.51
ATHENS	73	0.30	0	0.00	73	0.30	7	0.03	80	0.32
AUGLAIZE	71	0.29	0	0.00	71	0.29	9	0.04	80	0.32
BELMONT	53	0.21	0	0.00	53	0.21	4	0.02	57	0.23
BROWN	48	0.19	0	0.00	48	0.19	2	0.01	50	0.20
BUTLER	548	2.22	1	0.00	549	2.23	90	0.36	639	2.59
CARROLL	0	0.00	49	0.20	49	0.20	5	0.02	54	0.22
CHAMPAIGN	50	0.20	0	0.00	50	0.20	13	0.05	63	0.26
CLARK	403	1.63	0	0.00	403	1.63	58	0.24	461	1.87
CLERMONT	260	1.05	0	0.00	260	1.05	19	0.08	279	1.13
CLINTON	91	0.37	0	0.00	91	0.37	16	0.06	107	0.43
COLUMBIANA	0	0.00	104	0.42	104	0.42	13	0.05	117	0.47
COSHOCTON	43	0.17	1	0.00	44	0.18	4	0.02	48	0.19
CRAWFORD	0	0.00	40	0.16	40	0.16	9	0.04	49	0.20
CUYAHOGA	4	0.02	4,500	18.25	4,504	18.26	630	2.55	5,134	20.82
DARKE	60	0.24	0	0.00	60	0.24	9	0.04	69	0.28
DEFIANCE	102	0.41	0	0.00	102	0.41	11	0.04	113	0.46
DELAWARE	133	0.54	0	0.00	133	0.54	21	0.09	154	0.62
ERIE	0	0.00	123	0.50	123	0.50	17	0.07	140	0.57
FAIRFIELD	149	0.60	1	0.00	150	0.61	31	0.13	181	0.73
FAYETTE	46	0.19	0	0.00	46	0.19	7	0.03	53	0.21
FRANKLIN	1,829	7.42	1	0.00	1,830	7.42	213	0.86	2,043	8.28
FULTON	54	0.22	0	0.00	54	0.22	7	0.03	61	0.25
GALLIA	36	0.15	0	0.00	36	0.15	8	0.03	44	0.18
GEAUGA	0	0.00	27	0.11	27	0.11	6	0.02	33	0.13
GREENE	330	1.34	0	0.00	330	1.34	81	0.33	411	1.67
GUERNSEY	54	0.22	0	0.00	54	0.22	2	0.01	56	0.23
HAMILTON	2,391	9.70	0	0.00	2,391	9.70	269	1.09	2,660	10.79
HANCOCK	117	0.47	1	0.00	118	0.48	17	0.07	135	0.55
HARDIN	44	0.18	0	0.00	44	0.18	8	0.03	52	0.21
HARRISON	15	0.06	1	0.00	16	0.06	1	0.00	17	0.07
HENRY	13	0.05	0	0.00	13	0.05	1	0.00	14	0.06
HIGHLAND	83	0.34	0	0.00	83	0.34	9	0.04	92	0.37
HOCKING	72	0.29	0	0.00	72	0.29	10	0.04	82	0.33
HOLMES	0	0.00	31	0.13	31	0.13	12	0.05	43	0.17
HURON	0	0.00	63	0.26	63	0.26	13	0.05	76	0.31
JACKSON	50	0.20	0	0.00	50	0.20	3	0.01	53	0.21
JEFFERSON	1	0.00	94	0.38	95	0.39	17	0.07	112	0.45
KNOX	44	0.18	0	0.00	44	0.18	2	0.01	46	0.19
LAKE	1	0.00	258	1.05	259	1.05	42	0.17	301	1.22
LAWRENCE	127	0.51	0	0.00	127	0.51	19	0.08	146	0.59
LICKING	221	0.90	0	0.00	221	0.90	35	0.14	256	1.04
LOGAN	78	0.32	0	0.00	78	0.32	9	0.04	87	0.35
LORAIN	1	0.00	618	2.51	619	2.51	87	0.35	706	2.86
LUCAS	894	3.63	1	0.00	895	3.63	90	0.36	985	3.99
MADISON	40	0.16	0	0.00	40	0.16	16	0.06	56	0.23
MAHONING	0	0.00	305	1.24	305	1.24	34	0.14	339	1.37
MARION	238	0.97	0	0.00	238	0.97	33	0.13	271	1.10
MEDINA	0	0.00	186	0.75	186	0.75	22	0.09	208	0.84
MEIGS	21	0.09	0	0.00	21	0.09	5	0.02	26	0.11

**NUMBER OF COMMITMENTS, BY COUNTY AND RECEPTION CENTER,  
CALENDAR YEAR 2004  
(continued)**

OHIO COUNTY	CRC MALE		LORCI MALE		TOTAL MALE		ORW FEMALE		COUNTY TOTAL	PERCENT OF TOTAL
	N	%	N	%	N	%	N	%		
MERCER	39	0.16	0	0.00	39	0.16	4	0.02	43	0.17
MIAMI	173	0.70	0	0.00	173	0.70	25	0.10	198	0.80
MONROE	13	0.05	0	0.00	13	0.05	0	0.00	13	0.05
MONTGOMERY	1,021	4.14	0	0.00	1,021	4.14	173	0.70	1,194	4.84
MORGAN	21	0.09	0	0.00	21	0.09	0	0.00	21	0.09
MORROW	23	0.09	0	0.00	23	0.09	4	0.02	27	0.11
MUSKINGUM	216	0.88	0	0.00	216	0.88	57	0.23	273	1.11
NOBLE	7	0.03	0	0.00	7	0.03	1	0.00	8	0.03
OTTAWA	2	0.01	35	0.14	37	0.15	3	0.01	40	0.16
PAULDING	51	0.21	0	0.00	51	0.21	5	0.02	56	0.23
PERRY	34	0.14	0	0.00	34	0.14	3	0.01	37	0.15
PICKAWAY	107	0.43	2	0.01	109	0.44	23	0.09	132	0.54
PIKE	19	0.08	0	0.00	19	0.08	1	0.00	20	0.08
PORTAGE	0	0.00	147	0.60	147	0.60	17	0.07	164	0.66
PREBLE	38	0.15	0	0.00	38	0.15	4	0.02	42	0.17
PUTNAM	38	0.15	0	0.00	38	0.15	4	0.02	42	0.17
RICHLAND	3	0.01	283	1.15	286	1.16	26	0.11	312	1.27
ROSS	82	0.33	0	0.00	82	0.33	15	0.06	97	0.39
SANDUSKY	1	0.00	68	0.28	69	0.28	13	0.05	82	0.33
SCIOTO	254	1.03	0	0.00	254	1.03	47	0.19	301	1.22
SENECA	4	0.02	80	0.32	84	0.34	8	0.03	92	0.37
SHELBY	73	0.30	0	0.00	73	0.30	11	0.04	84	0.34
STARK	0	0.00	835	3.39	835	3.39	160	0.65	995	4.03
SUMMIT	1	0.00	1,225	4.97	1,226	4.97	236	0.96	1,462	5.93
TRUMBULL	0	0.00	250	1.01	250	1.01	36	0.15	286	1.16
TUSCARAWAS	69	0.28	4	0.02	73	0.30	7	0.03	80	0.32
UNION	74	0.30	0	0.00	74	0.30	20	0.08	94	0.38
VAN WERT	44	0.18	0	0.00	44	0.18	4	0.02	48	0.19
VINTON	23	0.09	0	0.00	23	0.09	5	0.02	28	0.11
WARREN	192	0.78	0	0.00	192	0.78	35	0.14	227	0.92
WASHINGTON	58	0.24	0	0.00	58	0.24	11	0.04	69	0.28
WAYNE	0	0.00	67	0.27	67	0.27	19	0.08	86	0.35
WILLIAMS	62	0.25	1	0.00	63	0.26	6	0.02	69	0.28
WOOD	135	0.55	0	0.00	135	0.55	13	0.05	148	0.60
WYANDOT	18	0.07	0	0.00	18	0.07	2	0.01	20	0.08
<b>TOTAL</b>	<b>11,994</b>	<b>48.63</b>	<b>9,562</b>	<b>38.77</b>	<b>21,556</b>	<b>87.41</b>	<b>3,106</b>	<b>12.59</b>	<b>24,662</b>	<b>100.00</b>

**Figure 1. Counties With Largest Proportion of Intake**

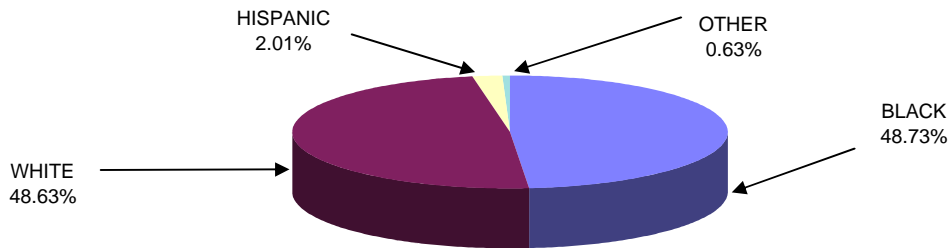


**NUMBER OF COMMITMENTS, BY RACE/ETHNICITY AND RECEPTION CENTER,  
CALENDAR YEAR 2004**

RACE/ ETHNICITY	CRC MALE		LORCI MALE		TOTAL MALE		ORW FEMALE		GROUP TOTAL	PERCENT OF TOTAL
	N	%	N	%	N	%	N	%		
BLACK	5,248	43.76	5,534	57.87	10,782	50.02	1,236	39.79	12,018	48.73
WHITE	6,493	54.14	3,656	38.23	10,149	47.08	1,843	59.34	11,992	48.63
HISPANIC	153	1.28	326	3.41	479	2.22	17	0.55	496	2.01
WHITE HISPANIC	144	1.20	240	2.51	384	1.78	17	0.55	401	1.63
BLACK HISPANIC	9	0.08	86	0.90	95	0.44	0	0.00	95	0.39
NATIVE AMERICAN	14	0.12	5	0.05	19	0.09	2	0.06	21	0.09
ASIAN	14	0.12	7	0.07	21	0.10	8	0.26	29	0.12
OTHER*	72	0.60	34	0.36	106	0.49	0	0.00	106	0.43
<b>TOTAL</b>	<b>11,994</b>	<b>100.00</b>	<b>9,562</b>	<b>100.00</b>	<b>21,556</b>	<b>100.00</b>	<b>3,106</b>	<b>100.00</b>	<b>24,662</b>	<b>100.00</b>

\* INCLUDES HISPANICS OF UNSPECIFIED RACIAL ORIGIN.

**Figure 2. Commitment by Race/Ethnicity**



**NUMBER OF COMMITMENTS, BY AGE AT ADMISSION AND RECEPTION CENTER,  
CALENDAR YEAR 2004**

INMATE AGE	CRC MALE		LORCI MALE		TOTAL MALE		ORW FEMALE		AGE TOTAL	PERCENT OF TOTAL
	N	%	N	%	N	%	N	%		
15	1	0.01	0	0.00	1	0.00	0	0.00	1	0.00
16	10	0.08	3	0.03	13	0.06	0	0.00	13	0.05
17	51	0.43	12	0.13	63	0.29	4	0.13	67	0.27
18	239	1.99	145	1.52	384	1.78	20	0.64	404	1.64
19	499	4.16	350	3.66	849	3.94	52	1.67	901	3.65
20	636	5.30	466	4.87	1,102	5.11	82	2.64	1,184	4.80
21 - 24	2,369	19.75	1,880	19.66	4,249	19.71	428	13.78	4,677	18.96
25 - 29	2,219	18.50	1,756	18.36	3,975	18.44	553	17.80	4,528	18.36
30 - 34	1,743	14.53	1,390	14.54	3,133	14.53	567	18.25	3,700	15.00
35 - 39	1,479	12.33	1,259	13.17	2,738	12.70	558	17.97	3,296	13.36
40 - 44	1,284	10.71	1,102	11.52	2,386	11.07	455	14.65	2,841	11.52
45 - 49	834	6.95	667	6.98	1,501	6.96	275	8.85	1,776	7.20
50 - 54	390	3.25	333	3.48	723	3.35	86	2.77	809	3.28
55 - 59	148	1.23	127	1.33	275	1.28	17	0.55	292	1.18
60 - 64	63	0.53	40	0.42	103	0.48	6	0.19	109	0.44
65 - 69	18	0.15	19	0.20	37	0.17	1	0.03	38	0.15
70 - 74	8	0.07	9	0.09	17	0.08	2	0.06	19	0.08
75 - 79	3	0.03	4	0.04	7	0.03	0	0.00	7	0.03
80 AND OVER	0	0.00	0	0.00	0	0.00	0	0.00	0	0.00
<b>TOTAL</b>	<b>11,994</b>	<b>100.00</b>	<b>9,562</b>	<b>100.00</b>	<b>21,556</b>	<b>100.00</b>	<b>3,106</b>	<b>100.00</b>	<b>24,662</b>	<b>100.00</b>
MEAN	31.51		31.98		31.72		33.57		31.95	
MEDIAN	29.00		30.00		30.00		33.00		30.00	
50 AND OVER	630	5.25	532	5.56	1,162	5.39	112	3.61	1,274	5.17

18 AND OVER	11,932	99.48	9,547	99.84	21,479	99.64	3,102	99.87	24,581	99.67
-------------	--------	-------	-------	-------	--------	-------	-------	-------	--------	-------

**NUMBER OF COMMITMENTS, BY AGE AT ADMISSION AND RECEPTION CENTER  
CALENDAR YEAR 2004**

INMATE AGE	CRC MALE		LORCI MALE		TOTAL MALE		ORW FEMALE		AGE TOTAL	PERCENT OF TOTAL
	N	%	N	%	N	%	N	%		
15	1	0.01	0	0.00	1	0.00	0	0.00	1	0.00
16	10	0.08	3	0.03	13	0.06	0	0.00	13	0.05
17	51	0.43	12	0.13	63	0.29	4	0.13	67	0.27
18	239	1.99	145	1.52	384	1.78	20	0.64	404	1.64
19	499	4.16	350	3.66	849	3.94	52	1.67	901	3.65
20	636	5.30	466	4.87	1,102	5.11	82	2.64	1,184	4.80
21	608	5.07	461	4.82	1,069	4.96	97	3.12	1,166	4.73
22	569	4.74	480	5.02	1,049	4.87	115	3.70	1,164	4.72
23	623	5.19	467	4.88	1,090	5.06	106	3.41	1,196	4.85
24	569	4.74	472	4.94	1,041	4.83	110	3.54	1,151	4.67
25	542	4.52	439	4.59	981	4.55	131	4.22	1,112	4.51
26	490	4.09	346	3.62	836	3.88	113	3.64	949	3.85
27	418	3.49	332	3.47	750	3.48	106	3.41	856	3.47
28	374	3.12	318	3.33	692	3.21	99	3.19	791	3.21
29	395	3.29	321	3.36	716	3.32	104	3.35	820	3.32
30	348	2.90	278	2.91	626	2.90	106	3.41	732	2.97
31	348	2.90	273	2.86	621	2.88	108	3.48	729	2.96
32	339	2.83	268	2.80	607	2.82	117	3.77	724	2.94
33	367	3.06	269	2.81	636	2.95	133	4.28	769	3.12
34	341	2.84	302	3.16	643	2.98	103	3.32	746	3.02
35	332	2.77	264	2.76	596	2.76	101	3.25	697	2.83
36	307	2.56	235	2.46	542	2.51	97	3.12	639	2.59
37	300	2.50	254	2.66	554	2.57	124	3.99	678	2.75
38	280	2.33	253	2.65	533	2.47	110	3.54	643	2.61
39	260	2.17	253	2.65	513	2.38	126	4.06	639	2.59
40	270	2.25	224	2.34	494	2.29	112	3.61	606	2.46
41	262	2.18	221	2.31	483	2.24	106	3.41	589	2.39
42	264	2.20	229	2.39	493	2.29	88	2.83	581	2.36
43	261	2.18	211	2.21	472	2.19	89	2.87	561	2.27
44	227	1.89	217	2.27	444	2.06	60	1.93	504	2.04
45	214	1.78	192	2.01	406	1.88	77	2.48	483	1.96
46	164	1.37	144	1.51	308	1.43	48	1.55	356	1.44
47	178	1.48	143	1.50	321	1.49	59	1.90	380	1.54
48	154	1.28	100	1.05	254	1.18	52	1.67	306	1.24
49	124	1.03	88	0.92	212	0.98	39	1.26	251	1.02
50	109	0.91	99	1.04	208	0.96	26	0.84	234	0.95
51	83	0.69	77	0.81	160	0.74	19	0.61	179	0.73
52	84	0.70	59	0.62	143	0.66	15	0.48	158	0.64
53	69	0.58	59	0.62	128	0.59	13	0.42	141	0.57
54	45	0.38	39	0.41	84	0.39	13	0.42	97	0.39
55	44	0.37	35	0.37	79	0.37	2	0.06	81	0.33
56	39	0.33	32	0.33	71	0.33	5	0.16	76	0.31
57	25	0.21	28	0.29	53	0.25	5	0.16	58	0.24
58	25	0.21	19	0.20	44	0.20	2	0.06	46	0.19
59	15	0.13	13	0.14	28	0.13	3	0.10	31	0.13
60	20	0.17	8	0.08	28	0.13	2	0.06	30	0.12
61	11	0.09	15	0.16	26	0.12	3	0.10	29	0.12
62	13	0.11	10	0.10	23	0.11	0	0.00	23	0.09
63	8	0.07	6	0.06	14	0.06	0	0.00	14	0.06
64	11	0.09	1	0.01	12	0.06	1	0.03	13	0.05
65	7	0.06	5	0.05	12	0.06	0	0.00	12	0.05
66	4	0.03	6	0.06	10	0.05	1	0.03	11	0.04
67	5	0.04	2	0.02	0	0.00	0	0.00	7	0.03
68	2	0.02	2	0.02	4	0.02	0	0.00	4	0.02
69	0	0.00	4	0.04	4	0.02	0	0.00	4	0.02
70	2	0.02	2	0.02	4	0.02	2	0.06	6	0.02
71 AND OVER	9	0.08	11	0.12	20	0.09	0	0.00	20	0.08
<b>TOTAL</b>	<b>11,994</b>	<b>100.00</b>	<b>9,562</b>	<b>100.00</b>	<b>21,556</b>	<b>100.00</b>	<b>3,106</b>	<b>100.00</b>	<b>24,662</b>	<b>100.00</b>
<b>MEAN</b>	<b>31.51</b>		<b>31.98</b>		<b>31.72</b>		<b>33.57</b>		<b>31.95</b>	
<b>MEDIAN</b>	<b>29.00</b>		<b>30.00</b>		<b>30.00</b>		<b>33.00</b>		<b>30.00</b>	

NUMBER OF SENATE BILL 2* (SB2) COMMITMENTS, BY FELONY LEVEL OF MOST SERIOUS CONVICTION OFFENSE, SEX, AND LENGTH OF AGGREGATE SENTENCE, CALENDAR YEAR 2004												
FELONY/SENTENCE CATEGORY	MALE		MINIMUM, AVERAGE AND MAXIMUM SENTENCE TERM (IN MONTHS)**			FEMALE		MINIMUM, AVERAGE AND MAXIMUM SENTENCE TERM (IN MONTHS)**			TOTAL	
	N	%	MIN	AVG	MAX	N	%	MIN	AVG	MAX	N	%
DEATH	4	0.02	NA	NA	NA	0	0.00	NA	NA	NA	4	0.02
LIFE	208	0.97	NA	NA	NA	17	0.55	NA	NA	NA	225	0.92
FIRST	1,723	8.03	12.00	93.32	1740.00	112	3.63	36.00	72.25	360.00	1,835	7.48
SECOND	2,391	11.14	12.00	47.46	504.00	199	6.45	12.00	36.96	264.00	2,590	10.55
THIRD	4,422	20.61	1.92	29.04	312.00	483	15.65	1.92	24.34	144.00	4,905	19.98
FOURTH	5,335	24.86	0.48	15.05	678.96	662	21.45	1.92	12.72	84.00	5,997	24.43
FIFTH	7,375	34.97	2.88	11.41	380.04	1,613	52.27	4.92	9.50	114.00	8,988	36.62
TOTAL	21,458	100.00				3,086	100.00				24,544	100.00
PCT. OF TOTAL COMMITMENTS		87.01					12.51					99.52

\* INCLUDES 'HYBRID' COMMITMENTS WITH BOTH PRE-SB2 AND SB2 OFFENSES AND SENTENCE STRUCTURE.

\*\* BASED ON AGGREGATE MINIMUM TERMS FOR CASES WITH COMBINED INDETERMINATE SENTENCES. INCLUDES SENTENCE TERMS OUTSIDE OF STATUTORY RANGE (VERIFIED WHERE PSI AVAILABLE).

NUMBER OF PRE-SB2 COMMITMENTS, BY FELONY LEVEL OF MOST SERIOUS CONVICTION OFFENSE, SEX, AND LENGTH OF AGGREGATE SENTENCE, CALENDAR YEAR 2004												
FELONY/SENTENCE CATEGORY	MALE		MINIMUM, AVERAGE AND MAXIMUM SENTENCE TERM (IN MONTHS)*			FEMALE		MINIMUM, AVERAGE AND MAXIMUM SENTENCE TERM (IN MONTHS)*			TOTAL	
	N	%	MIN	AVG	MAX	N	%	MIN	AVG	MAX	N	%
DEATH	1	1.02	NA	NA	NA	0	0.00	NA	NA	NA	1	0.85
LIFE	3	3.06	NA	NA	NA	0	0.00	NA	NA	NA	3	2.54
FIRST	20	20.41	36.00	204.60	1416.00	0	0.00	0.00	0.00	0.00	20	16.95
SECOND	8	8.16	24.00	46.50	96.00	1	5.00	48.00	48.00	48.00	9	7.63
THIRD INDETERMINATE	3	3.06	12.00	26.00	36.00	0	0.00	0.00	0.00	0.00	3	2.54
THIRD DETERMINATE	17	17.35	6.00	25.23	60.00	3	15.00	12.00	18.00	24.00	20	16.95
FOURTH INDETERMINATE	1	1.02	24.00	24.00	24.00	0	0.00	0.00	0.00	0.00	1	0.85
FOURTH DETERMINATE	45	45.92	6.00	15.44	72.00	16	80.00	6.00	9.00	18.00	61	51.69
TOTAL PRE-SB2	98	100.00				20	100.00				118	100.00
PCT. OF TOTAL COMMITMENTS		0.40					0.08					0.48

\* REFERS TO AGGREGATE MINIMUM SENTENCE LENGTH. INCLUDES SENTENCE TERMS OUTSIDE OF STATUTORY RANGE (VERIFIED WHERE PSI AVAILABLE).

Figure 3. Distribution of Felony Categories for all Commitments (N =24,662)

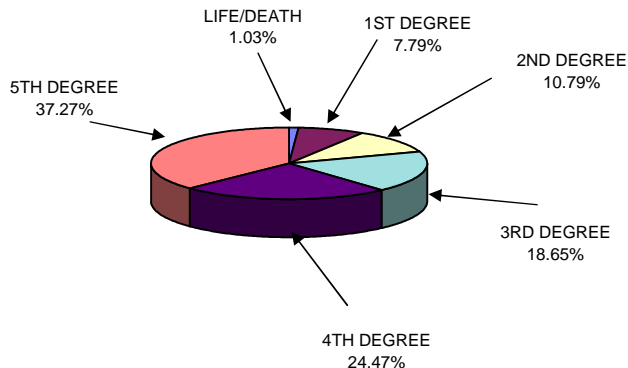
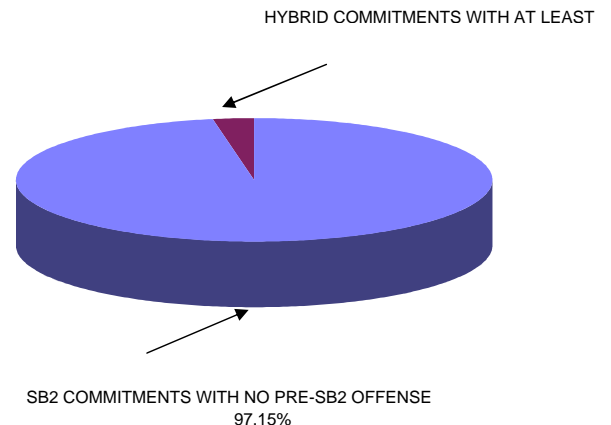


Figure 4. Hybrid Status for all SB2 Commitments (N =24,544)



**NUMBER OF COMMITMENTS, BY OFFENSE CATEGORY, OFFENSE, AND RECEPTION CENTER,  
CALENDAR YEAR 2004**

MOST SERIOUS OFFENSE*	CRC MALE	LORCI MALE	TOTAL MALE	ORW FEMALE	DEPT. TOTAL	% OF TOTAL
<b>CRIMES AGAINST PERSONS (EXCLUDING SEX OFFENSES)</b>	<b>3,043</b>	<b>2,298</b>	<b>5,341</b>	<b>501</b>	<b>5,842</b>	<b>23.69</b>
ABDUCTION	52	19	71	3	74	.30
ATTEMPTED ABDUCTION	9	14	23	1	24	.10
AGGRAVATED ARSON	35	13	48	9	57	.23
ATTEMPTED AGGRAVATED ARSON	3	1	4	2	6	.02
AGGRAVATED ASSAULT	188	164	352	50	402	1.63
AGGRAVATED MENACING	14	30	44	0	44	.18
AGGRAVATED MURDER	42	18	60	5	65	.26
ATTEMPTED AGGRAVATED MURDER	1	5	6	1	7	.03
AGGRAVATED RIOT	2	3	5	0	5	.02
AGGRAVATED ROBBERY	325	240	565	35	600	2.43
ATTEMPTED AGGRAVATED ROBBERY	14	25	39	2	41	.17
AGGRAVATED VEHICULAR ASSAULT	59	47	106	17	123	.50
AGGRAVATED VEHICULAR HOMICIDE	41	26	67	13	80	.32
ASSAULT	144	139	283	45	328	1.33
CHILD ENDANGERMENT	53	24	77	37	114	.46
CHILD ENTICEMENT	1	0	1	0	1	.00
DOMESTIC VIOLENCE	364	379	743	18	761	3.09
ETHNIC INTIMIDATION	3	3	6	0	6	.02
EXTORTION	4	1	5	0	5	.02
FELONIOUS ASSAULT	343	306	649	53	702	2.85
ATTEMPTED FELONIOUS ASSAULT	71	117	188	17	205	.83
INVOLUNTARY MANSLAUGHTER	75	34	109	18	127	.51
KIDNAPPING	46	43	89	13	102	.41
MENACING	1	0	1	0	1	.00
MURDER	67	30	97	10	107	.43
ATTEMPTED MURDER	22	32	54	3	57	.23
NONSUPPORT OF DEPENDENTS	434	167	601	24	625	2.53
PATIENT ABUSE	1	0	1	3	4	.02
PERMITTING CHILD ABUSE	0	2	2	1	3	.01
ROBBERY	557	352	909	88	997	4.04
ATTEMPTED ROBBERY	42	50	92	25	117	.47
VOLUNTARY MANSLAUGHTER	30	13	43	8	51	.21
ATTEMPTED VOLUNTARY MANSLAUGHTER	0	1	1	0	1	.00
<b>SEX OFFENSES</b>	<b>819</b>	<b>573</b>	<b>1,392</b>	<b>28</b>	<b>1,420</b>	<b>5.76</b>
COMPELLING PROSTITUTION	0	4	4	2	6	.02
UNLAWFUL SEXUAL CONTACT WITH A MINOR	160	90	250	4	254	1.03
ATTEMPTED UNLAWFUL SEXUAL CONTACT WITH A MINOR	12	4	16	0	16	.06
DISSEMINATING MATTER HARMFUL TO JUVENILES	3	3	6	0	6	.02
DUTY TO REGISTER	20	8	28	2	30	.12
FAILURE TO REGISTER	73	53	126	1	127	.51
FAILURE TO VERIFY ADDRESS	39	22	61	0	61	.25
FELONIOUS SEXUAL PENETRATION	1	0	1	0	1	.00
ATTEMPTED FELONIOUS SEXUAL PENETRATION	1	0	1	0	1	.00
GROSS SEXUAL IMPOSITION (INCLUDES ATTEMPTS)	141	124	265	4	269	1.09
IMPORTUNING	16	5	21	0	21	.09
PANDERING OBSCENITY	39	18	57	2	59	.24
PROMOTING PROSTITUTION	1	1	2	1	3	.01
RAPE	200	153	353	5	358	1.45
ATTEMPTED RAPE	27	25	52	0	52	.21
SEXUAL BATTERY	83	61	144	4	148	.60
SOLICITING	2	2	4	3	7	.03
VOYEURISM	1	0	1	0	1	.00
<b>BURGLARY OFFENSES</b>	<b>1,051</b>	<b>697</b>	<b>1,748</b>	<b>147</b>	<b>1,895</b>	<b>7.68</b>
AGGRAVATED BURGLARY	91	76	167	14	181	.73
ATTEMPTED AGGRAVATED BURGLARY	3	7	10	1	11	.04
BURGLARY ( INCLUDES ATTEMPTS)	957	614	1,571	132	1,703	6.91

\* FOR CRIMES AGAINST PERSONS, SEX OFFENSES AND AGGRAVATED BURGLARY, ATTEMPTED OFFENSES ARE REPORTED SEPARATELY. FOR OTHER CRIMES, ATTEMPTED OFFENSES ARE INCLUDED IN THE PRIMARY CATEGORIES.

**NUMBER OF COMMITMENTS, BY OFFENSE CATEGORY, OFFENSE, AND RECEPTION CENTER,  
CALENDAR YEAR 2004  
(continued)**

MOST SERIOUS OFFENSE	CRC MALE	LORCI MALE	TOTAL MALE	ORW FEMALE	DEPT. TOTAL	% OF TOTAL
<b>MISCELLANEOUS PROPERTY OFFENSES</b>	<b>1,933</b>	<b>1,339</b>	<b>3,272</b>	<b>714</b>	<b>3,986</b>	<b>16.16</b>
ARSON	31	16	47	7	54	.22
BREAKING AND ENTERING	345	215	560	22	582	2.36
DISRUPTING PUBLIC SERVICES	10	14	24	1	25	.10
MALICIOUS DESTRUCTION OF PROPERTY	1	0	1	0	1	.00
RECEIVING STOLEN PROPERTY	614	473	1,087	211	1,298	5.26
SAFECRACKING	25	14	39	0	39	.16
TAMPERING WITH COIN MACHINE	9	1	10	0	10	.04
THEFT	825	533	1,358	459	1,817	7.37
UNAUTHORIZED USE OF PROPERTY	2	0	2	1	3	.01
UNAUTHORIZED USE OF VEHICLE	24	38	62	6	68	.28
UNLAWFUL USE OF TELECOMMUNICATION DEVICE	2	0	2	0	2	.01
VANDALISM	45	35	80	7	87	.35
<b>DRUG OFFENSES</b>	<b>3,344</b>	<b>3,264</b>	<b>6,608</b>	<b>1,145</b>	<b>7,753</b>	<b>31.44</b>
ABUSING HARMFUL INTOXICANTS	8	0	8	1	9	.04
CORRUPTION OF ANOTHER WITH DRUGS	14	16	30	6	36	.15
DECEPTION TO OBTAIN DRUGS	25	17	42	47	89	.36
DRUG LAW VIOLATION	1	0	1	0	1	.00
DRUG OFFENSE	2	0	2	0	2	.01
DRUG POSSESSION (FORMERLY ABUSE)	1,941	1,828	3,769	714	4,483	18.18
FUNDING OF DRUG OR MARIJUANA TRAFFICKING	1	0	1	0	1	.00
ILLEGAL PROCESSING OF DRUG DOCUMENTS	31	10	41	33	74	.30
ILLEGAL MANUFACTURING OF DRUGS	123	102	225	33	258	1.05
PERMITTING DRUG ABUSE	7	5	12	10	22	.09
PREPARATION OF DRUG FOR SALE	2	10	12	2	14	.06
SALE OF COUNTERFEIT DRUGS	18	46	64	7	71	.29
TAMPERING WITH DRUGS	0	0	0	4	4	.02
TRAFFICKING IN DRUGS	1,171	1,230	2,401	288	2,689	10.90
<b>MOTOR VEHICLE OFFENSES</b>	<b>144</b>	<b>110</b>	<b>254</b>	<b>22</b>	<b>276</b>	<b>1.12</b>
DRIVING UNDER THE INFLUENCE ALCOHOL/DRUGS	137	108	245	22	267	1.08
FAILURE TO STOP AT ACCIDENT	6	0	6	0	6	.02
MOTOR VEHICLE CERTIFICATE FRAUD	0	1	1	0	1	.00
TAMPERING WITH VIN NUMBER	1	1	2	0	2	.01
<b>FRAUD OFFENSES</b>	<b>374</b>	<b>204</b>	<b>578</b>	<b>285</b>	<b>863</b>	<b>3.50</b>
CRIMINAL SIMULATION	1	3	4	0	4	.02
DEALING WITH STOLEN WATERCRAFT OR MOTOR	0	1	1	0	1	.00
DEFRAUDING CREDITORS	0	0	0	1	1	.00
FORGERY	313	150	463	240	703	2.85
INSURANCE FRAUD	0	5	5	2	7	.03
INTERFERING WITH TELEGRAPH OR TELEPHONE MESSAGE	0	1	1	0	1	.00
MEDICAID FRAUD	0	0	0	1	1	.00
MISUSE OF CREDIT CARD	22	14	36	25	61	.25
MONEY LAUNDERING	4	2	6	1	7	.03
PASSING BAD CHECKS	29	25	54	12	66	.27
SECURING WRITING BY DECEPTION	0	2	2	0	2	.01
SECURITIES FRAUD	2	0	2	0	2	.01
SOLICITATION FRAUD	1	0	1	0	1	.00
TRADEMARK COUNTERFEITING	1	0	1	0	1	.00
TRAFFICKING IN CIGARETTEE WITH INTENT TO AVOID TAXES	0	1	1	0	1	.00
TRAFFICKING IN FOOD STAMPS	0	0	0	1	1	.00
WORKERS COMPENSATION FRAUD	1	0	1	2	3	.01
<b>FIREARM OFFENSES</b>	<b>435</b>	<b>300</b>	<b>735</b>	<b>26</b>	<b>761</b>	<b>3.09</b>
CARRYING CONCEALED WEAPON	192	142	334	6	340	1.38
ENGAGING IN CORRUPT ACTIVITY	47	36	83	9	92	.37
FIREARMS SPECIFICATION IN INDICTMENT	2	3	5	0	5	.02
FURNISHING FIREARM TO MINOR	1	0	1	0	1	.00
HAVING WEAPON WHILE UNDER DISABILITY	147	90	237	5	242	.98
IMPROPER HANDLING OF FIREARMS	15	14	29	0	29	.12
POSSESSION OF CRIMINAL TOOLS	28	11	39	6	45	.18
UNLAWFUL POSSESSION OF FIREARM	3	4	7	0	7	.03
<b>OFFENSES AGAINST PUBLIC PEACE/JUSTICE/PUBLIC ADMINISTRATION</b>	<b>847</b>	<b>773</b>	<b>1,620</b>	<b>238</b>	<b>1,858</b>	<b>7.53</b>
AIDING ESCAPE	1	0	1	1	2	.01
BRIBERY	4	5	9	4	13	.05
ESCAPE	191	212	403	74	477	1.93
FAILURE TO APPEAR	34	3	37	5	42	.17
FAILURE TO APPEAR-ISSUED WARRANT	1	0	1	0	1	.00
FALSIFICATION	2	0	2	2	4	.02
HARASSMENT BY INMATE	4	10	14	3	17	.07
ILLEGAL WEAPONS/DRUGS CONVEYANCE/CORRECTIONAL FACILITY	28	21	49	23	72	.29



**NUMBER OF COMMITMENTS, BY OFFENSE CATEGORY, OFFENSE, AND RECEPTION CENTER,  
CALENDAR YEAR 2004  
(continued)**

MOST SERIOUS OFFENSE	CRC MALE	LORCI MALE	TOTAL MALE	ORW FEMALE	DEPT. TOTAL	% OF TOTAL
<b>OFFENSES AGAINST PUBLIC PEACE/JUSTICE/PUBLIC ADMINISTRATION - CONT'D</b>						
INCITING OF VIOLENCE	0	1	1	0	1	.00
INDUCING PANIC	2	1	3	0	3	.01
INTERFERENCE WITH CUSTODY	6	0	6	2	8	.03
INTIMIDATION	13	16	29	1	30	.12
INTIMIDATION OF CRIME VICTIM OR WITNESS	19	24	43	1	44	.18
MAKING FALSE ALARMS	2	0	2	0	2	.01
OBSTRUCTING OFFICIAL BUSINESS	5	9	14	1	15	.06
OBSTRUCTING JUSTICE	13	9	22	6	28	.11
PARTICIPATING IN CRIMINAL GANG	1	4	5	0	5	.02
PERJURY	3	1	4	1	5	.02
RESISTING ARREST/FAILURE TO COMPLY	312	266	578	20	598	2.42
RETALIATION	7	5	12	0	12	.05
TAKING THE IDENTITY OF ANOTHER	34	18	52	19	71	.29
TAMPERING WITH EVIDENCE	72	101	173	35	208	.84
TAMPERING WITH RECORDS	11	27	38	21	59	.24
THEFT IN OFFICE	1	3	4	3	7	.03
TELEPHONE HARASSMENT	6	6	12	2	14	.06
VIOLATION OF OWN RECOGNIZANCE	39	10	49	12	61	.25
VIOLATION OF PROTECTION ORDER	36	21	57	2	59	.24
<b>OTHER FELONY OFFENSES</b>	<b>4</b>	<b>4</b>	<b>8</b>	<b>0</b>	<b>8</b>	<b>.03</b>
DOG FIGHTING	2	3	5	0	5	.02
CONSPIRACY	2	1	3	0	3	.01
<b>TOTAL FELONY OFFENSES</b>	<b>11,994</b>	<b>9,562</b>	<b>21,556</b>	<b>3,106</b>	<b>24,662</b>	<b>100.00</b>

**Figure 3. Combined SB2 and Pre-SB2 Commitments by Offense Category**

